

GTC Passive Market Plus



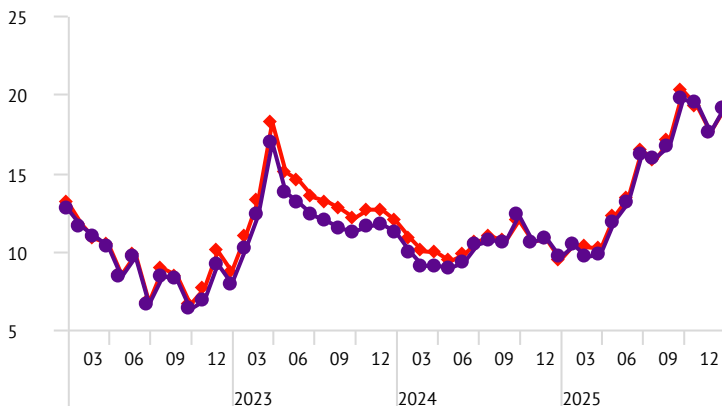
consult • partner • manage

As of 31/12/2025

Rolling returns (%)

Time Period: 01/01/2019 to 31/12/2025

Rolling Window: 3 Years 1 Month shift

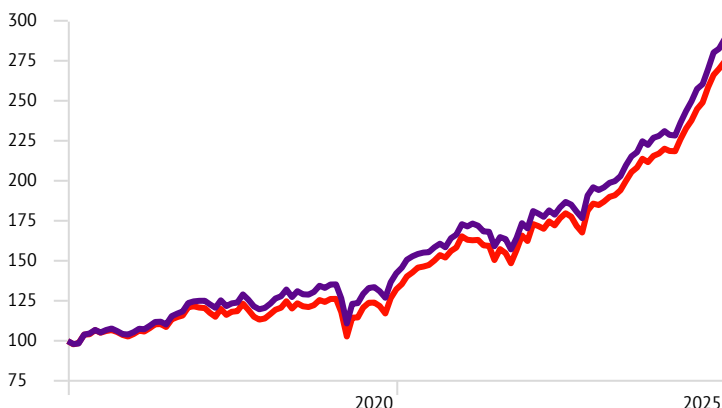


■ GTC Passive Market Plus

■ Composite Benchmark**

10 Year cumulative performance history (%)

Time Period: 01/01/2016 to 31/12/2025



■ GTC Passive Market Plus

289

■ Composite Benchmark**

275

Performance (%)

	10 Yr*	7 Yr*	5 Yr*	3 Yr*	1 Yr
GTC Passive Market Plus	11.20	13.28	15.21	19.22	26.52
Composite Benchmark**	10.65	13.38	15.74	19.13	26.48

*Annualised

**Composite Benchmark: 40% FTSE/ISE Capped SWIX, 1% Cash STeFI, 14% FTSE/ISE ALB GOVI, 10% SA Listed Property, 26% MSCI World ESG and 9% MSCI Emerging Markets ESG.

Returns are gross of fees.

Strategy returns have been utilised to give an indication of how the actual fund would have performed over time.

Please note that this document is an INFORMATION SHEET meant only for illustrative purposes and is not a fund fact sheet.

Please note that past performance is not a guide to future performance.

Investment mandate and objectives

The portfolio employs a rule based (passive) investment strategy. The objective of this portfolio is to outperform a full risk composite benchmark over a rolling 10-year period. This portfolio has been designed for maximum capital growth through a combination of local and offshore asset exposure. The portfolio's offshore exposure provides diversification, higher return potential and protects against local currency depreciation.

Features:

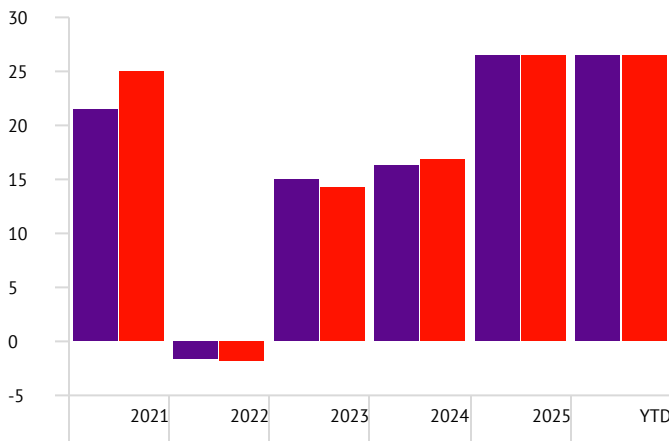
Regulation 28 compliant
Full equity exposure
Local and international exposure
Capital growth

Fund facts:

Multi manager: GTC
Benchmark: Composite Benchmark**
Risk profile: High Risk

Calendar year returns (%)

As of Date: 31/12/2025



■ GTC Passive Market Plus

■ Composite Benchmark**

Risk statistics: 10 years rolling (%)

Time Period: 01/01/2016 to 31/12/2025

	Return	Tracking Error	Sharpe Ratio	Max Drawdown
GTC Passive Market Plus	11.20	1.40	0.48	-18.05
Composite Benchmark**	10.65	0.00	0.41	-18.63

Tracking error reflected is against the Composite Benchmark.

GTC Passive Market Plus

As of 31/12/2025

Investment allocation: Managers and Strategies

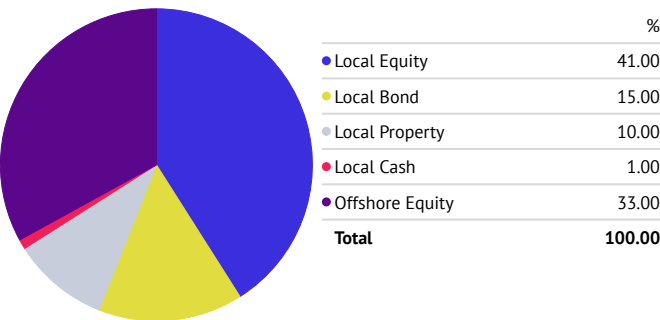
	%
WWC (Offshore Developed Passive Equity)	23.00
WWC (Offshore Emerging Passive Equity)	10.00
WWC (Flexible Fund)	41.00
WWC (Real Estate)	10.00
Aluwani (Bond Fund)	15.00
Taquanta (Money Market)	1.00
Total	100.00




Asset class

Tactical exposure(%)

Portfolio Date: 31/10/2025



Investment allocation (%): Strategies



As of 31/12/2025

Market performance ranking

As of Date: 31/12/2025 Currency: Rand

Best	Global Emerging Markets 24.0	Local Property 36.9	Local Cash 5.2	Global Developed Markets 34.0	Local Property 29.0	Local Equity 42.6
	Global Developed Markets 21.5	Global Developed Markets 32.9	Local Equity 4.4	Global Emerging Markets 18.9	Global Developed Markets 21.9	Local Property 30.6
	Global Bonds 15.4	Local Equity 27.1	Local Bonds 4.3	Global Bonds 13.9	Local Bonds 17.2	Local Bonds 24.2
	Local Bonds 8.6	Local Bonds 8.4	Local Property 0.5	Local Property 10.1	Local Equity 13.4	Global Emerging Markets 17.4
	Local Cash 5.5	Global Emerging Markets 6.3	Global Developed Markets -13.2	Local Bonds 9.7	Global Emerging Markets 10.2	Local Cash 7.5
	Local Equity 0.6	Local Cash 3.8	Global Bonds -13.3	Local Cash 8.0	Local Cash 8.4	Global Developed Markets 6.5
Worst	Local Property -34.5	Global Bonds 2.5	Global Emerging Markets -15.2	Local Equity 7.9	Global Bonds -0.1	Global Bonds -5.4
	2020	2021	2022	2023	2024	YTD

Local Equity
Local Cash
Global Bonds

Local Property
Global Emerging Markets

Local Bonds
Global Developed Markets

Market summary

- Local equity markets ended the month with up +4.6%. The Financials sector led with +7.3%. This was supported by notable gains from Firstrand Ltd (+11.4%) and Standard Bank Ltd (+10.2%). The Resources sector added 5.6%, the Industrials sector +1.9% and the Local Property sectors +0.1% for the month.
- Local cash delivered a return of +0.6% for the month, lagging local bonds at +2.7%.
- The MSCI Emerging Markets Index returned +3.0% USD for the month ahead of the developed market counterpart. China's central bank kept its key lending rates unchanged for seventh consecutive month in December as anticipated by the investors.
- The MSCI World Index gained a return of +0.8% USD for the month. The US annual inflation rate in December dropped to +2.7%, which was below expectations and marking the lowest level since July of the same year. The US Federal Reserve lowered interest rates by 25 basis points within a range of 3.5% to 3.75% in line with market consensus. The European Central Bank (ECB) kept their rates unchanged for the fourth consecutive time.
- The US Dollar weakened -3.0% relative to the South African Rand over the month to R16.56.
- As market volatility and economic uncertainty remain elevated, GTC remains cautious in our portfolio positioning as we navigate through this market cycle.

As of 31/12/2025

Glossary

Standard deviation

- Is a measure that is used to quantify the amount of variation or dispersion of a set of data values around the mean value. This measure is commonly known as volatility and referenced as an explicit measure of risk.

Maximum drawdown

- Is the maximum loss from a peak to a trough of a portfolio before a new peak is attained. Maximum Drawdown is an indicator of downside risk over a specified time period.

Sharpe ratio

- Is a measure for calculating risk-adjusted return, and this ratio has become the industry standard for such calculations. The Sharpe ratio is the average return earned in excess of the risk-free rate per unit of volatility or total risk. In other words, it measures how much excess return a portfolio has earned in relation to the level of risk it is exposure to. The higher the ratio the stronger the risk adjusted return.

Calmar ratio

- Is a measure for calculating risk-adjusted return. It is the average return earned per unit of capital loss risk taken in the form of maximum drawdown over a given period.