

Conservative Absolute Growth Fund

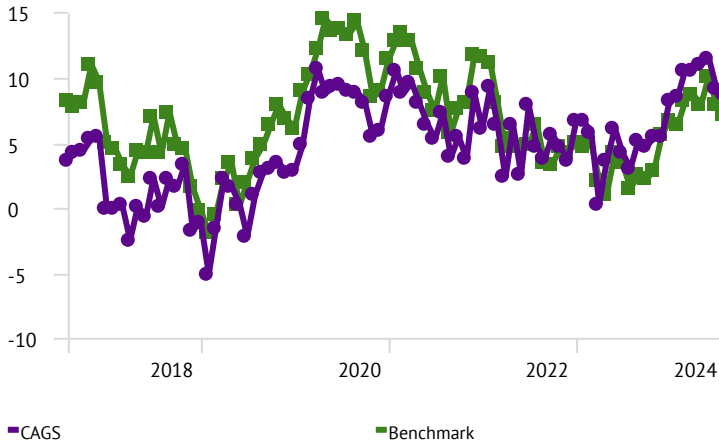


As of 31/07/2024

Rolling returns (%)

Time Period: 01/08/2014 to 31/07/2024

Rolling Window: 3 Years 1 Month shift



Investment mandate and objectives

The Rand-based international conservative balanced fund comprises diversified asset classes and investment strategies, with a low to medium exposure to equities and absolute return managers. The fund aims to outperform US CPI plus 3% over rolling 3 year periods. The fund is priced in South African Rand.

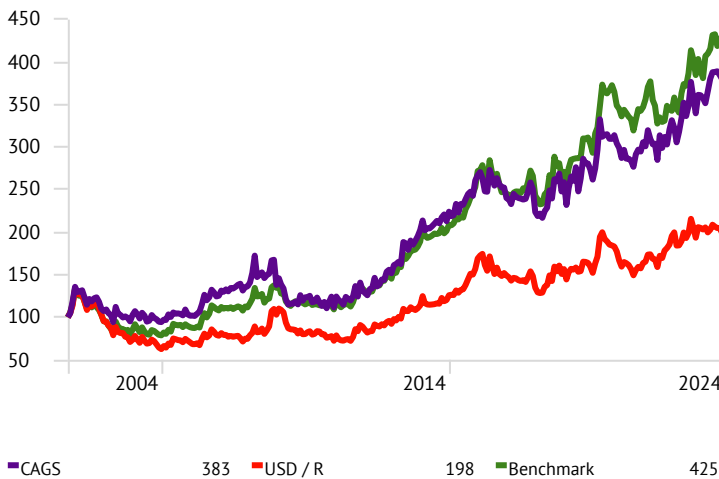
Features:
 Rand based international exposure
 Multiple asset class exposure
 Diversified investment strategy

Fund facts:

Mutli Manager: GTC
Inception date: September 2001
Risk profile: Moderate risk
Benchmark: Composite Benchmark consists of 35% MSCI World Index [\$], 45% FTSE World Government Bond Index [\$], 20% US T-Bills[\$]
Target return: US CPI+3% over rolling 3 year periods

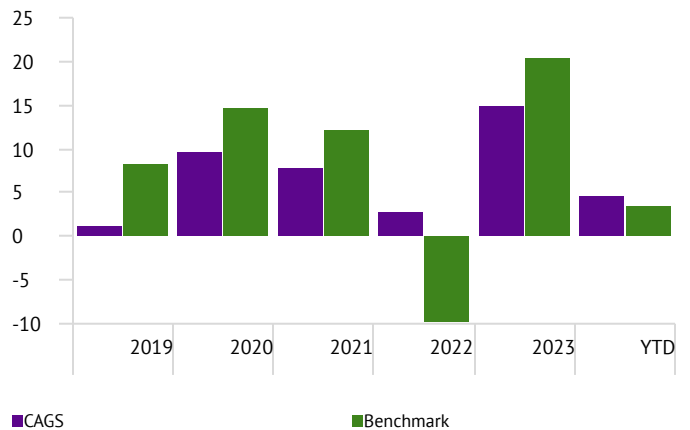
Cumulative performance history since inception (%)

Time Period: Since Common Inception (01/10/2001) to 31/07/2024



Calendar year returns (%)

As of Date: 31/07/2024



Performance (%)

| | SI** | 5 Yr* | 3 Yr* | 1 Yr |
|-----------|------|-------|-------|-------|
| CAGS | 6.04 | 7.79 | 8.85 | 12.75 |
| USD / R | 3.34 | 5.11 | 7.53 | 2.28 |
| Benchmark | 6.72 | 8.06 | 7.21 | 10.39 |

Risk statistics: 3 years rolling (%)

Time Period: 01/08/2021 to 31/07/2024

| | Return | Std Dev | Sharpe Ratio | Max Drawdown |
|------------|--------|---------|--------------|--------------|
| CAGS | 8.85 | 14.62 | 0.17 | -10.92 |
| Benchmark* | 7.21 | 12.22 | 0.07 | -13.15 |


Stated performance if after fees have been deducted
 Pre November 2023, the underlying fund was the Coronation GTC Conservative Absolute Growth Fund
 Post November 2023, the underlying fund is now GTC Global Balanced Moderate Fund
 *Annualised
 ** Since inception

Conservative Absolute Growth Fund



As of 31/07/2024

Investment allocation: Managers and Strategies Equity (%)

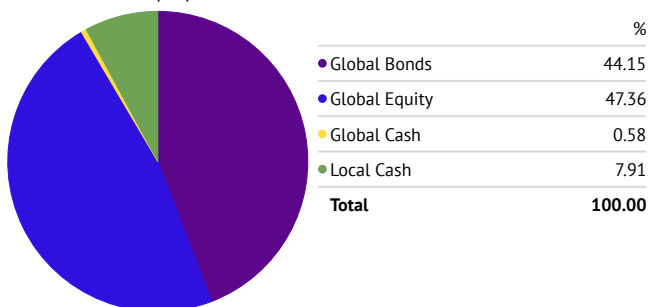


Investment allocation: Managers and Strategies Fixed Income (%)



Asset allocation

Portfolio Date: 31/07/2024



Market performance ranking

As of Date: 31/07/2024 Currency: South African Rand

| | 2019 | 2020 | 2021 | 2022 | 2023 | YTD |
|-------|----------------------------------|----------------------------------|----------------------------------|-----------------------------------|----------------------------------|----------------------------------|
| Best | Global Developed Markets 24.1 | Global Emerging Markets 24.0 | Local Property 36.9 | Local Cash 5.2 | Global Developed Markets 34.0 | Local Property 14.4 |
| | Global Emerging Markets 15.1 | Global Developed Markets 21.5 | Global Developed Markets 32.9 | Local Equity 4.4 | Global Emerging Markets 18.9 | Global Developed Markets 12.7 |
| | Local Bonds 10.3 | Global Bonds 15.4 | Local Equity 27.1 | Local Bonds 4.3 | Global Bonds 13.9 | Local Equity 10.1 |
| | Local Cash 7.3 | Local Bonds 8.6 | Local Bonds 8.4 | Local Property 0.5 | Local Property 10.1 | Local Bonds 9.7 |
| | Local Equity 6.8 | Local Cash 5.5 | Global Emerging Markets 6.3 | Global Developed Markets -13.2 | Local Bonds 9.7 | Global Emerging Markets 6.5 |
| | Global Bonds 2.9 | Local Equity 0.6 | Local Cash 3.8 | Global Bonds -13.3 | Local Cash 8.0 | Local Cash 4.8 |
| Worst | Local Property 1.9 | Local Property -34.5 | Global Bonds 2.5 | Global Emerging Markets -15.2 | Local Equity 7.9 | Global Bonds -2.1 |

- Local Equity
- Local Property
- Local Bonds
- Local Cash
- Global Emerging Markets
- Global Developed Markets
- Global Bonds

For more detailed commentary please click on the following link: <https://gtc.co.za/gtc-trendline/>

Conservative Absolute Growth Fund



As of 31/07/2024

Quarterly commentary

- The South African Reserve Bank (SARB) kept interest rates unchanged at +8.25% over the quarter as headline inflation (CPI) fluctuated, ending the quarter slightly up at +5.2%.
- The US Fed met twice over the quarter and in both cases, left the interest rate unchanged between +5.25% to +5.50%. The Bank of England also maintained its rate at +5.25% during its June meeting while European Central Bank cut interest rates by 25 basis points to +4.25% as widely expected, with inflation cooling to +2.5%.
- The Emerging Equity market index was up +5.0% over the quarter, outperforming the Developed Equity market index (+2.6%), both in US dollar terms. The Rand strengthened +3.8% against the greenback over the quarter detracting from Rand denominated offshore market returns.
- Overall, global investor sentiment was mixed over the quarter. While the short-term outlook is still unclear, the longer-term picture remains positive. Nonetheless, GTC remains cautious in our portfolio positioning as we navigate through this market cycle.

Glossary

Standard deviation

- Is a measure that is used to quantify the amount of variation or dispersion of a set of data values around the mean value. This measure is commonly known as volatility and referenced as an explicit measure of risk.

Maximum drawdown

- Is the maximum loss from a peak to a trough of a portfolio before a new peak is attained. Maximum Drawdown is an indicator of downside risk over a specified time period.

Sharpe ratio

- Is a measure for calculating risk-adjusted return, and this ratio has become the industry standard for such calculations. The Sharpe ratio is the average return earned in excess of the risk-free rate per unit of volatility or total risk. In other words, it measures how much excess return a portfolio has earned in relation to the level of risk it is exposure to. The higher the ratio the stronger the risk adjusted return.

Calmar ratio

- Is a measure for calculating risk-adjusted return. It is the average return earned per unit of capital loss risk taken in the form of maximum drawdown over a given period.