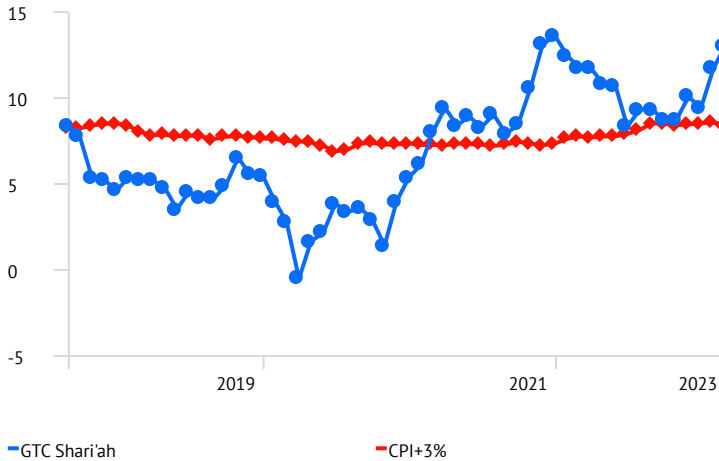


As of 28/02/2023

## Rolling returns (%)

Time Period: Since Common Inception (01/09/2015) to 28/02/2023

Rolling Window: 3 Years 1 Month shift



## Investment mandate and objectives

This is a prudential fund that invests in other funds to provide investors with an opportunity to hold a wide range of underlying asset classes within the ethical parameters of Shari'ah governed investments.

Please note that none of the portfolios described above offer guaranteed investment returns and the member assumes the investment risk. The actual investment returns, positive or negative, are passed onto the member.

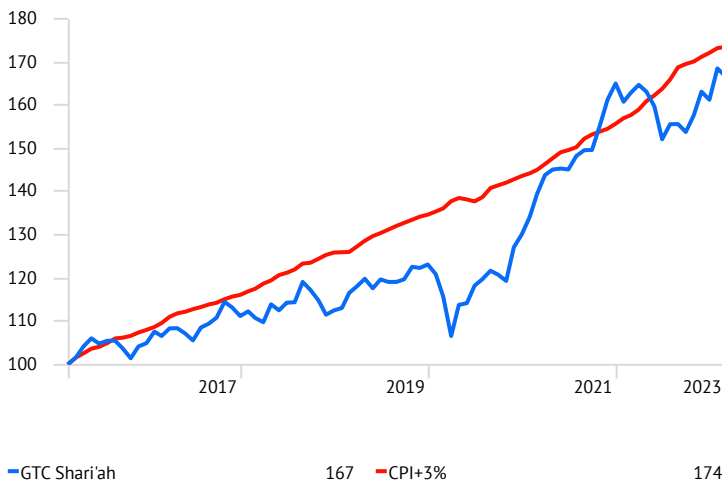
- Features:**
- Regulation 28 compliant
  - Shari'ah compliant
  - Capital growth
  - Capital preservation
  - Multi asset class
  - Local and international exposure

## Fund facts:

- Multi manager:** GTC
- Benchmark:** CPI + 3% over 5 year rolling periods
- Risk profile:** Moderate risk

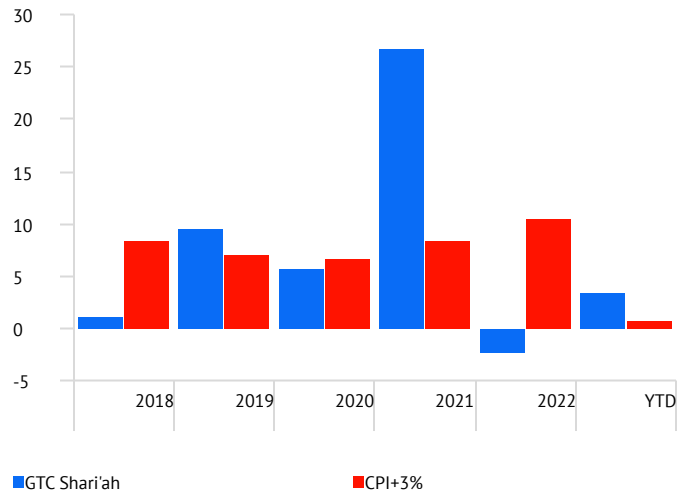
## 7 Year cumulative performance history (%)

Time Period: 01/03/2016 to 28/02/2023



## Calendar year returns (%)

As of Date: 28/02/2023



## Performance (%)

	7 Yr*	5 Yr*	3 Yr*	1 Yr
GTC Shari'ah	7.60	8.55	13.00	2.47
CPI+3%	8.19	8.10	8.42	10.01

\*Annualised

CPI is lagged by 1 month.

Returns are gross of all fees except for transaction, custody, and underlying manager performance fees.

Please note that past performance is not a guide to future performance and individual investment returns may differ as a result of the selected client access point and cash flows.

As of 28/02/2023

## Investment allocation: Managers (%)



## Market performance ranking

As of Date: 28/02/2023 Currency: South African Rand

	2018	2019	2020	2021	2022	YTD
Best	Global Bonds 15.2	Global Developed Markets 24.1	Global Emerging Markets 24.0	Local Property 36.9	Local Cash 5.2	Global Developed Markets 13.0
	Local Bonds 7.7	Global Emerging Markets 15.1	Global Developed Markets 21.5	Global Developed Markets 32.9	Local Equity 4.4	Global Emerging Markets 9.1
	Local Cash 7.3	Local Bonds 10.3	Global Bonds 15.4	Local Equity 27.1	Local Bonds 4.3	Global Bonds 7.9
	Global Developed Markets 6.1	Local Cash 7.3	Local Bonds 8.6	Local Bonds 8.4	Local Property 0.5	Local Equity 4.5
	Global Emerging Markets -0.7	Local Equity 6.8	Local Cash 5.5	Global Emerging Markets 6.3	Global Developed Markets -13.2	Local Bonds 2.0
	Local Equity -10.9	Global Bonds 2.9	Local Equity 0.6	Local Cash 3.8	Global Bonds -13.3	Local Cash 1.1
Worst	Local Property -25.3	Local Property 1.9	Local Property -34.5	Global Bonds 2.5	Global Emerging Markets -15.2	Local Property -1.7

Local Equity  
Local Cash  
Global Bonds

Local Property  
Global Emerging Markets

Local Bonds  
Global Developed Markets

For more detailed commentary please click on the following link: <https://gtc.click/trendline-q4-2022>

The GTC Privacy Policy can be viewed on the GTC website at the following link: <https://gtc.click/Group-Privacy-Policy>