




ONE Minute Brief

23 JULY 2021



 Economic and Political News

South African Reserve Bank (SARB) keeps interest rate unchanged at 3.50% and lowers economic growth forecast.

To Read More [Click Here](#)



Eskom implements Stage 2 load shedding on Thursday and warns of further possible blackouts at short notice.

To Read More [Click Here](#)



National Assembly speaker Thandi Modise calls for extraordinary extended debate on recent unrest.

To Read More [Click Here](#)



Jacob Zuma granted leave to attend brother's funeral.

To Read More [Click Here](#)



Western Cape High Court dismisses SAB's attempt to have booze ban lifted.

To Read More [Click Here](#)



 South Africa Market 

South African markets closed in the green yesterday, after the SARB kept its benchmark rate at a record low.

To Read More [Click Here](#)

JSE All Share (ZAR)		JSE Top 40 (ZAR)		JSE Africa Fin. (ZAR)	
▲ 67,404.27		▲ 61,309.13		▲ 12,696.41	
1 Day Chg	1 D % Chg	1 Day Chg	1 D % Chg	1 Day Chg	1 D % Chg
845.81	1.27	806.74	1.33	115.91	0.92
WTD % Chg.	MTD % Chg.	WTD % Chg.	MTD % Chg.	WTD % Chg.	MTD % Chg.
1.31	1.74	1.44	1.91	-0.41	-3.10
Prev. Month % Chg	YTD % Chg.	Prev. Month % Chg	YTD % Chg.	Prev. Month % Chg	YTD % Chg.
-2.52	13.46	-2.62	12.74	-2.62	5.27

 US Market 

US markets closed firmer yesterday, boosted by gains in technology sector stocks.

S&P 500 futures 

To Read More [Click Here](#)

S&P 500 (USD)		Nasdaq Composite (USD)		DJIA (USD)	
▲ 4,367.48		▲ 14,684.60		▲ 34,823.35	
1 Day Chg	1 D % Chg	1 Day Chg	1 D % Chg	1 Day Chg	1 D % Chg
8.79	0.20	52.65	0.36	25.35	0.07
WTD % Chg.	MTD % Chg.	WTD % Chg.	MTD % Chg.	WTD % Chg.	MTD % Chg.
0.93	1.63	1.78	1.25	0.39	0.93
Prev. Month % Chg	YTD % Chg.	Prev. Month % Chg	YTD % Chg.	Prev. Month % Chg	YTD % Chg.
2.22	16.28	5.49	13.94	-0.08	13.78

JSE All Share

S&P 500

 Top Gainers

Hosken Consolidated Investments Ltd	6.2%	-3.8%
Astral Foods Ltd	6.0%	-3.4%
Bytes Technology Group Plc	4.6%	-3.1%
Thungela Resources Ltd	4.6%	-2.2%
Mr Price Group Ltd	4.5%	-2.2%

Top Losers 

Allied Electronics Corp Ltd
Attacq Ltd
Hammerson Plc
Santam Ltd
Raubex Group Ltd

 Top Gainers

Domino's Pizza Inc	14.6%	-5.3%
FirstEnergy Corp	4.3%	-4.5%
CSX Corp	3.5%	-4.5%
Danaher Corp	3.3%	-3.5%
eBay Inc	3.2%	-3.4%

Top Losers 

Texas Instruments Inc
Crown Castle International Corp
Las Vegas Sands Corp
Southwest Airlines Co
People's United Financial Inc

 UK Market ▼

UK markets finished lower yesterday, led by losses in consumer goods and commodities sector stocks.

FTSE 100 futures 

To Read More [Click Here](#)

FTSE 100 (GBP)		DAX 30 (EUR)		CAC 40 (EUR)	
▼ 6,968.30		▲ 15,514.54		▲ 6,481.59	
1 Day Chg	1 D % Chg	1 Day Chg	1 D % Chg	1 Day Chg	1 D % Chg
-29.98	-0.43	92.04	0.60	17.11	0.26
WTD % Chg.	MTD % Chg.	WTD % Chg.	MTD % Chg.	WTD % Chg.	MTD % Chg.
-0.57	-0.98	-0.17	-0.11	0.33	-0.40
Prev. Month % Chg	YTD % Chg.	Prev. Month % Chg	YTD % Chg.	Prev. Month % Chg	YTD % Chg.
0.21	7.86	0.71	13.09	0.94	16.76

 Asia Market ▼

Asian markets are trading lower this morning. Markets in Japan are closed today on account of a public holiday.

*As at 6:00 SAST; #Values as on 21 July 2021

Nikkei 225# (JPY)		Shanghai Composite* (CNY)		Hang Seng* (HKD)	
▲ 27,548.00		▼ 3,551.55		▼ 27,425.97	
1 Day Chg	1 D % Chg	1 Day Chg	1 D % Chg	1 Day Chg	1 D % Chg
159.84	0.58	-23.19	-0.65	-297.87	-1.07
WTD % Chg.	MTD % Chg.	WTD % Chg.	MTD % Chg.	WTD % Chg.	MTD % Chg.
-1.63	-4.32	1.00	-0.46	-1.00	-3.83
Prev. Month % Chg	YTD % Chg.	Prev. Month % Chg	YTD % Chg.	Prev. Month % Chg	YTD % Chg.
-0.24	0.38	-0.67	2.93	-1.11	1.81

FTSE 100

 Top Gainers

Flutter Entertainment Plc	4.5%	-5.9%
3i Group Plc	4.2%	-4.3%
Just Eat Takeaway.com NV	3.7%	-2.7%
Ocado Group Plc	3.5%	-2.4%
Entain Plc	3.3%	-2.1%

Top Losers 

Unilever Plc	
Persimmon Plc	
Natwest Group Plc	
Reckitt Benckiser Group Plc	
Rio Tinto Plc	

 Top Gainers


Suzuki Motor Corp	3.8%	-2.9%
NSK Ltd	3.6%	-1.8%
Hino Motors Ltd	3.4%	-1.7%
Isuzu Motors Ltd	2.8%	-1.3%
Panasonic Corp	2.6%	-1.2%


As on 21 July 2021


Top Losers 

Canon Inc	
Kyowa Hakko Kirin Co Ltd	
Seiko Epson Corp	
Eisai Co Ltd	
Unitika Ltd	


 Currencies


USD  **USD/ZAR**


ZAR  **14.7202**



At 06:00 SAST, the US Dollar advanced 0.19% against the South African Rand.
The US Dollar rose against the South African Rand yesterday.


GBP  **GBP/ZAR**


ZAR  **20.2554**




At 06:00 SAST, the British Pound is trading 0.11% higher against the South African Rand.
The British Pound climbed against the South African Rand yesterday, as risk aversion returned among investors.


To Read More [Click Here](#)


EUR  **EUR/ZAR**


ZAR  **17.3247**



At 06:00 SAST, the Euro rose 0.16% against the South African Rand.
The Euro strengthened against the South African Rand yesterday.


AUD  **AUD/ZAR**

ZAR  **10.8576**




At 06:00 SAST, the Australian Dollar is trading 0.11% firmer against the South African Rand.
The Australian Dollar gained against the South African Rand yesterday.

 Commodities

 **-0.34%**


Brent (\$/barrel)

73.54




At 06:00 SAST, Brent crude oil declined.
Yesterday, Brent crude oil climbed, amid expectations of tighter supplies until the end of the year.

To Read More [Click Here](#)


 **+0.06%**

Gold (\$/oz)

1,806.50




At 06:00 SAST, gold prices edged higher.
Yesterday, gold prices rose.


 **0.00%**

Platinum (\$/oz)

1,088.80



At 06:00 SAST, platinum prices remained unchanged.
Yesterday, platinum prices advanced.

 **Copper (\$/MT)***

9,417.78

Yesterday, copper prices have risen.
* As of previous close

Major South African Corporate News

Cashbuild Limited

Reported that its 4Q21 revenue advanced 38.0%, compared to that recorded in the same period previous year.

To Read More [Click Here](#)

Royal Bafokeng Platinum Ltd

Expects 1H21 basic EPS for the period to be between ZAR18.00 and ZAR18.60.

To Read More [Click Here](#)

Major Global Economic News



US

Initial jobless claims unexpectedly rose to a two-month high in the week ended 16 July 2021.

Existing home sales rebounded in June.

The leading economic index climbed in June.

The Chicago Fed National Activity Index dropped in June.



Eurozone

Eurozone's consumer confidence index unexpectedly fell in July.

The European Central Bank (ECB) kept its monetary policy unchanged and pledged a 'persistently accommodative' stance in new guidance.



Asia

Australia's Commonwealth Bank manufacturing PMI rose in July.

Australia's Commonwealth Bank services PMI fell in July.



UK

The GfK consumer confidence index improved in July.

The balance of firms reporting total order book above normal dropped in July.

 Economic Calendar

Country	SAST	Economic Indicator	Relevance	Consensus/*Actuals	Previous	Frequency
 UK	01:01	GfK Consumer Confidence (Jul) (F)	★	-7.00*	-9.00	Monthly
 France	09:15	Markit Manufacturing PMI (Jul) (P)	★★★	58.40	59.00	Monthly
 France	09:15	Markit Services PMI (Jul) (P)	★★★	58.70	57.80	Monthly
 Germany	09:30	Markit Manufacturing PMI (Jul) (P)	★★★	64.20	65.10	Monthly
 Germany	09:30	Markit Services PMI (Jul) (P)	★★★	59.10	57.50	Monthly
 Eurozone	10:00	Markit Manufacturing PMI (Jul) (P)	★★★	62.50	63.40	Monthly
 Eurozone	10:00	Markit Services PMI (Jul) (P)	★★★	59.50	58.30	Monthly
 UK	10:30	Markit Manufacturing PMI (Jul) (P)	★	62.50	63.90	Monthly
 Canada	14:30	Retail Sales (MoM) (May)	★★	-3.00%	-5.70%	Monthly
 US	15:45	Markit Manufacturing PMI (Jul) (P)	★★★	62.00	62.10	Monthly
 US	19:00	Baker Hughes US Oil Rig Count (23-Jul)	★	-	380.00	Weekly

Note: ★★★ High ★★ Medium ★ Low

Disclaimer

This report and its contents are confidential, privileged and only for the information of the intended recipient. GTC (Pty) Ltd make no representations or warranties in respect of this report or its content and will not be liable for any loss or damage of any nature arising from this report, the content thereof, your reliance thereon its unauthorised use or any electronic viruses associated therewith. Please note that content does not necessarily represent or reflect the views and opinions of GTC (Pty) Ltd. This report is proprietary to GTC (Pty) Ltd and you may not copy or distribute the report without the prior written consent of the authors. Any feedback or contributions are most welcome.

formerly Grant Thornton Capital

<p>a GTC, The Wanderers Office Park, 52 Corlett Drive, Illovo, 2196</p>	<p>t +27 (0) 10 597 6800</p>	<p>GTC (Pty) Ltd.</p>	<p>An Authorised Financial</p>
<p>p P O Box 55118, Illovo, 2116</p>	<p>f +27 (0) 10 597 6801</p>	<p>reg. no. 1996/001488/07</p>	<p>Services Provider</p>
<p>GTC is nationally represented in Johannesburg, Cape Town and Durban.</p>	<p>w www.gtc.co.za</p>	<p>directors: G.K. Mockler, F.Dildar</p>	<p>FSP no. 731</p>

GTC Group of products and services include: Employee Benefits Consulting • Employee Benefits Administration • Private Client Wealth Management • Healthcare Consulting • Short-Term Risk Solutions • Stockbroking • Derivatives Trading • Unit Trust Management • Asset Management • Fiduciary Services