



# ONE **Brief** Minute

8 JULY 2021



 Economic and Political News

**South Africa's (SA) gross gold & forex reserves climb to USD54.47bn in June, while net gold & forex reserves drop to USD51.37bn in June.**



**Former President Jacob Zuma hands himself over to police.**

To Read More [Click Here](#)



**African National Congress (ANC) suspends Zuma loyalist Carl Niehaus with immediate effect.**

To Read More [Click Here](#)



**NCCC to 'extend Level 4 lockdown further' this weekend.**

To Read More [Click Here](#)



**Integrated Coastal Energy Alliance (ICEA) to appeal government's decision to deny environmental authorisations for Karpowership.**

To Read More [Click Here](#)



 South Africa Market 


South African markets closed in the green yesterday, boosted by gains in mining, industrial and resources sector stocks.

To Read More [Click Here](#)

JSE All Share (ZAR)		JSE Top 40 (ZAR)		JSE Africa Fin. (ZAR)	
▲ 66,806.36		▲ 60,705.57		▲ 13,166.98	
1 Day Chg	1 D % Chg	1 Day Chg	1 D % Chg	1 Day Chg	1 D % Chg
956.61	1.45	948.70	1.59	117.89	0.90
WTD % Chg.	MTD % Chg.	WTD % Chg.	MTD % Chg.	WTD % Chg.	MTD % Chg.
0.73	0.84	0.68	0.90	1.46	0.49
Prev. Month % Chg	YTD % Chg.	Prev. Month % Chg	YTD % Chg.	Prev. Month % Chg	YTD % Chg.
-2.52	12.45	-2.62	11.63	-2.62	9.18

 US Market 

US markets closed firmer yesterday, after the FOMC minutes indicated that officials may not tighten monetary policy yet.

S&P 500 futures 

To Read More [Click Here](#)

S&P 500 (USD)		Nasdaq Composite (USD)		DJIA (USD)	
▲ 4,358.13		▲ 14,665.06		▲ 34,681.79	
1 Day Chg	1 D % Chg	1 Day Chg	1 D % Chg	1 Day Chg	1 D % Chg
14.59	0.34	1.42	0.01	104.42	0.30
WTD % Chg.	MTD % Chg.	WTD % Chg.	MTD % Chg.	WTD % Chg.	MTD % Chg.
0.13	1.41	0.18	1.11	-0.30	0.52
Prev. Month % Chg	YTD % Chg.	Prev. Month % Chg	YTD % Chg.	Prev. Month % Chg	YTD % Chg.
2.22	16.03	5.49	13.79	-0.08	13.32

JSE All Share

S&P 500

 Top Gainers

Steinhoff International Holdings NV	21.4%	-5.6%
Anglo American Platinum Ltd	5.0%	-4.3%
Northam Platinum Ltd	4.5%	-4.1%
Blue Label Telecoms Ltd	4.0%	-3.5%
African Rainbow Minerals Ltd	3.3%	-3.5%

Top Losers 

Montauk Renewables Inc
Long4Life Ltd
Redefine Properties Ltd
Equites Property Fund Ltd
Sun International Ltd

 Top Gainers

Oracle Corp	3.6%	-4.7%
Nucor Corp	3.4%	-4.6%
CarMax Inc	3.1%	-4.3%
Biogen Inc	3.0%	-4.2%
Rockwell Automation Inc	2.8%	-3.8%

Top Losers 

Xilinx Inc
MarketAxess Holdings Inc
Penn National Gaming Inc
Advanced Micro Devices Inc
Carnival Corp

 UK Market ▲

UK markets finished higher yesterday, buoyed by gains in mining and consumer staple stocks.

FTSE 100 futures 

To Read More [Click Here](#)

FTSE 100 (GBP)		DAX 30 (EUR)		CAC 40 (EUR)	
▲ 7,151.02		▲ 15,692.71		▲ 6,527.72	
1 Day Chg	1 D % Chg	1 Day Chg	1 D % Chg	1 Day Chg	1 D % Chg
50.14	0.71	181.33	1.17	20.24	0.31
WTD % Chg.	MTD % Chg.	WTD % Chg.	MTD % Chg.	WTD % Chg.	MTD % Chg.
0.39	1.61	0.27	1.04	-0.38	0.31
Prev. Month % Chg	YTD % Chg.	Prev. Month % Chg	YTD % Chg.	Prev. Month % Chg	YTD % Chg.
0.21	10.69	0.71	14.39	0.94	17.59

 Asia Market ▼

Asian markets are trading lower this morning. The Nikkei 225 Index is trading 0.7% lower at 28,159.68.

\*As at 6:00 SAST

Nikkei 225* (JPY)		Shanghai Composite* (CNY)		Hang Seng* (HKD)	
▼ 28,159.68		▼ 3,533.63		▼ 27,400.16	
1 Day Chg	1 D % Chg	1 Day Chg	1 D % Chg	1 Day Chg	1 D % Chg
-207.27	-0.73	-20.08	-0.57	-560.46	-2.00
WTD % Chg.	MTD % Chg.	WTD % Chg.	MTD % Chg.	WTD % Chg.	MTD % Chg.
-1.45	-1.47	0.99	-1.04	-1.24	-3.01
Prev. Month % Chg	YTD % Chg.	Prev. Month % Chg	YTD % Chg.	Prev. Month % Chg	YTD % Chg.
-0.24	3.36	-0.67	2.32	-1.11	2.68

FTSE 100

 Top Gainers

BHP Group Plc	3.2%	-4.3%
Anglo American Plc	3.1%	-3.3%
Glencore Plc	2.6%	-3.1%
Rio Tinto Plc	2.6%	-2.7%
Antofagasta Plc	2.5%	-1.9%

 Top Losers

Informa Plc	-4.3%
Entain Plc	-3.3%
International Consolidated Airlines Group	-3.1%
Rolls-Royce Holdings Plc	-2.7%
Flutter Entertainment Plc	-1.9%

Nikkei 225


 Top Gainers


Daikin Industries Ltd	4.3%	-4.2%
Hitachi Zosen Corp	4.2%	-3.9%
Tokyo Tatemono Co Ltd	3.6%	-3.0%
Fujikura Ltd	2.6%	-2.6%
Rakuten Inc	2.4%	-2.6%


 Top Losers


Otsuka Holdings Co Ltd	-4.2%
Inpex Corp	-3.9%
Mitsui Chemicals Inc	-3.0%
Japan Steel Works Ltd	-2.6%
SCREEN Holdings Co Ltd	-2.6%

 Currencies





**USD**  **USD/ZAR**


**ZAR**  **14.3611**




At 06:00 SAST, the US Dollar advance 0.35% against the South African Rand.  
The US Dollar fell against the South African Rand yesterday.





**GBP**  **GBP/ZAR**


**ZAR**  **19.7984**




At 06:00 SAST, the British Pound is trading 0.26% higher against the South African Rand.  
The British Pound declined against the South African Rand yesterday.





**EUR**  **EUR/ZAR**


**ZAR**  **16.9371**




At 06:00 SAST, the Euro rose 0.37% against the South African Rand.  
The Euro weakened against the South African Rand yesterday.




**AUD**  **AUD/ZAR**


**ZAR**  **10.7197**



At 06:00 SAST, the Australian Dollar is trading 0.10% firmer against the South African Rand.  
The Australian Dollar dropped against the South African Rand yesterday.

 Commodities



 **0.07%**

**Brent (\$/barrel)**


**73.48**


At 06:00 SAST, Brent crude oil rose, after the API reported that crude oil inventories declined by 8mn bls last week.

To Read More [Click Here](#)

Yesterday, Brent crude oil dropped, as investors await OPEC clarity over a proposed output rise.

To Read More [Click Here](#)




 **-0.26%**


**Gold (\$/oz)**

**1,797.40**

At 06:00 SAST, gold prices edged lower.  
Yesterday, gold prices rose, amid drop in the US Treasury yields.

To Read More [Click Here](#)




 **-0.80%**

**Platinum (\$/oz)**

**1,071.60**

At 06:00 SAST, platinum prices declined.  
Yesterday, platinum prices dropped.



**Copper (\$/MT)\***

**9,422.31**

Yesterday, copper prices have risen.  
\* As of previous close

## Major South African Corporate News

### Harmony Gold Mining Co Ltd

Announced that it has achieved its strategic objectives for FY21.

To Read More

[Click Here](#)

## Major Global Economic News



### US

The JOLTs job openings increased in May.

The MBA mortgage applications fell in the week ended 02 July 2021.

FOMC minutes: Fed officials maintained a patient tone in terms of tightening monetary policy.



### Eurozone

Germany's industrial production unexpectedly dropped in May.



### Asia

Japan's (BOP basis) trade surplus narrowed in May.

Japan's current account surplus widened in May.

Reserve Bank of Australia (RBA) Governor, Philip Lowe, indicated that Australia's unemployment needs to fall to 4% to lift inflation.















### UK

UK house prices dropped for the first time in five months in June.

The RICS house price index climbed more than expected in June.



 Economic Calendar

Country	SAST	Economic Indicator	Relevance	Consensus/*Actuals	Previous	Frequency
 UK	01:01	RICS Housing Price Balance (Jun)	★	83.00%*	47.00%	Monthly
 Japan	01:50	Current Account n.s.a. (May)	★	JPY1,979.70bn*	JPY1,321.80bn	Monthly
 Japan	01:50	Trade Balance - BOP Basis (May)	★★★	JPY2.00bn*	JPY289.50bn	Monthly
 Switzerland	07:45	Unemployment Rate s.a. (Jun)	★★	-	3.00%	Monthly
 Germany	08:00	Current Account n.s.a. (May)	★	-	EUR21.30bn	Monthly
 Germany	08:00	Exports s.a. (MoM) (May)	★	0.60%	0.30%	Monthly
 Germany	08:00	Imports s.a. (MoM) (May)	★	0.40%	-1.70%	Monthly
 Germany	08:00	Trade Balance n.s.a. (May)	★★★	-	EUR15.50bn	Monthly
 Eurozone	13:30	Publication of account of ECB's Monetary Policy Meeting	★	-	-	As Scheduled
 US	14:30	Initial Jobless Claims (03-Jul)	★★★	350.00K	364.00K	Weekly
 US	17:00	EIA Crude Oil Stocks Change (Bl) (02-Jul)	★★★	-	-6.72mn	Weekly
 US	21:00	Consumer Credit Change (May)	★★	USD18.40bn	USD18.61bn	Monthly

Note: ★★★ High   ★★ Medium   ★ Low

**Disclaimer**

This report and its contents are confidential, privileged and only for the information of the intended recipient. GTC (Pty) Ltd make no representations or warranties in respect of this report or its content and will not be liable for any loss or damage of any nature arising from this report, the content thereof, your reliance thereon its unauthorised use or any electronic viruses associated therewith. Please note that content does not necessarily represent or reflect the views and opinions of GTC (Pty) Ltd. This report is proprietary to GTC (Pty) Ltd and you may not copy or distribute the report without the prior written consent of the authors. Any feedback or contributions are most welcome.

formerly Grant Thornton Capital

<p><b>a</b> GTC, The Wanderers Office Park, 52 Corlett Drive, Illovo, 2196</p>	<p><b>t</b> +27 (0) 10 597 6800 <b>f</b> +27 (0) 10 597 6801</p>	<p>GTC (Pty) Ltd. <b>reg. no.</b> 1996/001488/07</p>	<p>An Authorised Financial Services Provider</p>
<p><b>p</b> P O Box 55118, Illovo, 2116</p>	<p><b>w</b> www.gtc.co.za</p>	<p><b>directors:</b> G.K. Mockler, F.Dildar</p>	<p><b>FSP no.</b> 731</p>

**GTC is nationally represented in Johannesburg, Cape Town and Durban.**

**GTC Group of products and services include:** Employee Benefits Consulting • Employee Benefits Administration • Private Client Wealth Management • Healthcare Consulting • Short-Term Risk Solutions • Stockbroking • Derivatives Trading • Unit Trust Management • Asset Management • Fiduciary Services