



ONE Minute Brief

1 JULY 2021

 Economic and Political News

South Africa's (SA) trade surplus widens to ZAR54.60bn in May, compared to a surplus of ZAR51.30bn in April.



Eskom seeks ZAR140bn (USD10bn) to repurpose most coal plants by 2050.



To Read More [Click Here](#)

US to donate one-million Pfizer jabs to SA.



To Read More [Click Here](#)

World Bank announces deal to fund production of 500mn Covid-19 vaccine doses in SA.



To Read More [Click Here](#)

Alcohol industry argues against fourth ban.



To Read More [Click Here](#)

 South Africa Market ▼

South African markets closed in the red yesterday, as rising cases of the Covid-19 Delta strain renewed concerns over economic recovery.

To Read More [Click Here](#)

JSE All Share (ZAR)		JSE Top 40 (ZAR)		JSE Africa Fin. (ZAR)	
▼ 66,248.74		▼ 60,161.76		▲ 13,102.76	
1 Day Chg	1 D % Chg	1 Day Chg	1 D % Chg	1 Day Chg	1 D % Chg
-299.97	-0.45	-334.07	-0.55	22.28	0.17
WTD % Chg.	MTD % Chg.	WTD % Chg.	MTD % Chg.	WTD % Chg.	MTD % Chg.
0.05	NA	0.04	NA	0.17	NA
Prev. Month % Chg	YTD % Chg.	Prev. Month % Chg	YTD % Chg.	Prev. Month % Chg	YTD % Chg.
-2.52	11.51	-2.62	10.63	-2.62	8.64

 US Market ▲

US markets closed mostly firmer yesterday, following upbeat US economic data.

S&P 500 futures 

To Read More [Click Here](#)

S&P 500 (USD)		Nasdaq Composite (USD)		DJIA (USD)	
▲ 4,297.50		▼ 14,503.95		▲ 34,502.51	
1 Day Chg	1 D % Chg	1 Day Chg	1 D % Chg	1 Day Chg	1 D % Chg
5.70	0.13	-24.38	-0.17	210.22	0.61
WTD % Chg.	MTD % Chg.	WTD % Chg.	MTD % Chg.	WTD % Chg.	MTD % Chg.
0.39	NA	1.00	NA	0.20	NA
Prev. Month % Chg	YTD % Chg.	Prev. Month % Chg	YTD % Chg.	Prev. Month % Chg	YTD % Chg.
2.22	14.41	5.49	12.54	-0.08	12.73

JSE All Share

S&P 500

 Top Gainers

Curro Holdings Ltd	5.7%	-6.4%
Tsogo Sun Hotels Ltd	5.2%	-4.4%
Arrowhead Properties	4.3%	-4.2%
Hudaco Industries Ltd	4.2%	-4.0%
Santam Ltd	4.0%	-3.0%

Top Losers 

Montauk Renewables Inc		
Hosken Consolidated Investments Ltd		
Allied Electronics Corp Ltd		
Massmart Holdings Ltd		
Stor-Age Property REIT Ltd		

 Top Gainers

Cabot Oil & Gas Corp	7.3%	-3.1%
Advanced Micro Devices Inc	4.9%	-2.8%
CF Industries Holdings Inc	4.6%	-2.3%
Devon Energy Corp	4.2%	-2.1%
Xilinx Inc	3.6%	-2.0%

Top Losers 

Hologic Inc		
Paycom Software Inc		
WW Grainger Inc		
Fortinet Inc		
Microchip Technology Inc		

 **UK Market** ▼

UK markets finished lower yesterday, amid fears that the recent spike in coronavirus cases in the UK could slowdown the pace of economic recovery.

FTSE 100 futures 

To Read More [Click Here](#)

FTSE 100 (GBP)		DAX 30 (EUR)		CAC 40 (EUR)	
▼ 7,037.47		▼ 15,531.04		▼ 6,507.83	
1 Day Chg	1 D % Chg	1 Day Chg	1 D % Chg	1 Day Chg	1 D % Chg
-50.08	-0.71	-159.55	-1.02	-59.60	-0.91
WTD % Chg.	MTD % Chg.	WTD % Chg.	MTD % Chg.	WTD % Chg.	MTD % Chg.
-1.38	NA	-0.49	NA	-1.74	NA
Prev. Month % Chg	YTD % Chg.	Prev. Month % Chg	YTD % Chg.	Prev. Month % Chg	YTD % Chg.
0.21	8.93	0.71	13.21	0.94	17.23

 **Asia Market** ▼

Asian markets are trading lower this morning, amid worries over new coronavirus infections and fresh lockdowns restrictions. The Nikkei 225 Index is trading 0.5% lower at 28,657.55.

*As at 6:00 SAST; #Values as on 30 June 2021

To Read More [Click Here](#)

Nikkei 225* (JPY)		Shanghai Composite* (CNY)		Hang Seng# (HKD)	
▼ 28,657.55		▼ 3,588.55		▼ 28,827.95	
1 Day Chg	1 D % Chg	1 Day Chg	1 D % Chg	1 Day Chg	1 D % Chg
-133.98	-0.47	-2.65	-0.07	-166.15	-0.57
WTD % Chg.	MTD % Chg.	WTD % Chg.	MTD % Chg.	WTD % Chg.	MTD % Chg.
-0.94	NA	-0.45	NA	-1.57	NA
Prev. Month % Chg	YTD % Chg.	Prev. Month % Chg	YTD % Chg.	Prev. Month % Chg	YTD % Chg.
-0.24	4.91	-0.67	3.40	-1.11	5.86

FTSE 100

 **Top Gainers**

Compass Group Plc	1.9%	-3.6%	Prudential Plc
J Sainsbury Plc	1.1%	-3.3%	Evrax Plc
Scottish Mortgage Investment Trust Plc	0.8%	-3.0%	Intermediate Capital Group Plc
InterContinental Hotels Group Plc	0.5%	-2.9%	Ocado Group Plc
Next Plc	0.4%	-2.7%	Just Eat Takeaway.com NV


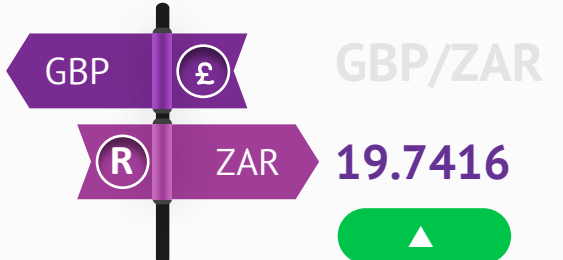


Top Losers 

 **Top Gainers**





Sumitomo Heavy Industries Ltd	3.6%	-5.6%	Mitsubishi Electric Corp
MS&AD Insurance Group Holdings Inc	2.0%	-4.8%	Kawasaki Kisen Kaisha Ltd
Hitachi Zosen Corp	1.8%	-4.3%	Mitsui OSK Lines Ltd
Sompo Holdings Inc	1.7%	-3.9%	SCREEN Holdings Co Ltd
Shinsei Bank Ltd	1.7%	-3.9%	Nippon Yusen KK

Top Losers 

 Currencies

 <p>USD/ZAR 14.2837</p> <p>▲</p> <p>At 06:00 SAST, the US Dollar marginally retreated against the South African Rand. The US Dollar fell against the South African Rand yesterday.</p>	 <p>GBP/ZAR 19.7416</p> <p>▲</p> <p>At 06:00 SAST, the British Pound is trading 0.07% weaker against the South African Rand. The British Pound declined against the South African Rand yesterday.</p>	 <p>EUR/ZAR 16.9265</p> <p>▲</p> <p>At 06:00 SAST, the Euro fell 0.10% against the South African Rand. The Euro weakened against the South African Rand yesterday.</p>	 <p>AUD/ZAR 10.7006</p> <p>▲</p> <p>At 06:00 SAST, the Australian Dollar is trading slightly lower against the South African Rand. The Australian Dollar dropped against the South African Rand yesterday.</p>
---	--	--	--

 Commodities

 <p>▲ 0.20%</p> <p>Brent (\$/barrel) 74.77</p> <p>At 06:00 SAST, Brent crude oil rose. Yesterday, Brent crude oil dropped. Meanwhile, the US Energy Information Administration (EIA) reported that crude oil inventories fell by 6.7mn bls to 452.3mn bls in the week ended 25 June 2021.</p> <p>To Read More Click Here</p>	 <p>▲ 0.24%</p> <p>Gold (\$/oz) 1,775.80</p> <p>At 06:00 SAST, gold prices edged higher. Yesterday, gold prices rose.</p>	 <p>▼ -0.68%</p> <p>Platinum (\$/oz) 1,063.20</p> <p>At 06:00 SAST, platinum prices declined. Yesterday, platinum prices advanced.</p>	 <p>Copper (\$/MT)* 9,351.50</p> <p>Yesterday, copper prices have risen. * As of previous close</p>
--	--	---	--

Major South African Corporate News

ArcelorMittal SA Limited

Expects 1H21 HEPS to increase by at least ZAR4.15 per share.

To Read More

[Click Here](#)

Aveng Limited

Positive performance has continued into the 2H21 with improved revenue and earnings before interest and tax.

To Read More

[Click Here](#)

Delta Property Fund Limited

FY21 revenue fell 2.7% and NAV declined 10.0% to ZAR517.00mn in investment property.

To Read More

[Click Here](#)

Major Global Economic News



US

Pending home sales unexpectedly rose to its highest level since 2005 in May.

The Chicago Fed Purchasing Managers' Index dropped in June.

Private sector employment increased in June.

The MBA mortgage applications fell by most in five months in the last week.



Eurozone

Eurozone's consumer price index (CPI) climbed as expected in June.

Germany's unemployment rate remained steady in June.



Asia

Australia's AiG performance of manufacturing index advanced in June.

Australia's trade surplus widened less-than-expected in May.

China's Caixin manufacturing PMI fell in June.

Japan's Jibun Bank manufacturing PMI dropped in June.















UK

Gross domestic product (GDP) dropped more than expected in 1Q21.

Current account deficit narrowed in 1Q21.

 Economic Calendar

Country	SAST	Economic Indicator	Relevance	Consensus/*Actuals	Previous	Frequency
 Japan	02:30	Nomura/JMMA Manufacturing PMI (Jun) (F)	★★★	52.40*	53.00	Monthly
 China	03:45	Caixin/Markit Manufacturing PMI (Jun)	★★★	51.30*	52.00	Monthly
 Germany	08:00	Retail Sales (MoM) (May)	★★★	5.00%	-5.50%	Monthly
 Germany	09:55	Markit Manufacturing PMI (Jun) (F)	★★★	64.90	64.40	Monthly
 Eurozone	10:00	Markit Manufacturing PMI (Jun) (F)	★★★	63.10	63.10	Monthly
 UK	10:30	Markit Manufacturing PMI (Jun) (F)	★	64.20	65.60	Monthly
 Eurozone	11:00	Unemployment Rate (May)	★★★	8.00%	8.00%	Monthly
 South Africa	11:00	PMI Manufacturing (Jun)	★★	-	57.80	Monthly
 US	14:30	Initial Jobless Claims (26-Jun)	★★★	393.00K	411.00K	Weekly
 US	15:45	Markit Manufacturing PMI (Jun) (F)	★★★	62.60	62.10	Monthly
 US	16:00	ISM Manufacturing PMI (Jun)	★★★	61.00	61.20	Monthly
 US	16:30	EIA Natural Gas Storage Change (25-Jun)	★★★	-	55.00 Bcf	Weekly

Note: ★★★ High ★★ Medium ★ Low

Disclaimer

This report and its contents are confidential, privileged and only for the information of the intended recipient. GTC (Pty) Ltd make no representations or warranties in respect of this report or its content and will not be liable for any loss or damage of any nature arising from this report, the content thereof, your reliance thereon its unauthorised use or any electronic viruses associated therewith. Please note that content does not necessarily represent or reflect the views and opinions of GTC (Pty) Ltd. This report is proprietary to GTC (Pty) Ltd and you may not copy or distribute the report without the prior written consent of the authors. Any feedback or contributions are most welcome.

formerly Grant Thornton Capital

<p>a GTC, The Wanderers Office Park, 52 Corlett Drive, Illovo, 2196</p>	<p>t +27 (0) 10 597 6800</p>	<p>GTC (Pty) Ltd.</p>	<p>An Authorised Financial</p>
<p>p P O Box 55118, Illovo, 2116</p>	<p>f +27 (0) 10 597 6801</p>	<p>reg. no. 1996/001488/07</p>	<p>Services Provider</p>
<p>GTC is nationally represented in Johannesburg, Cape Town and Durban.</p>	<p>w www.gtc.co.za</p>	<p>directors: G.K. Mockler, F.Dildar</p>	<p>FSP no. 731</p>

GTC Group of products and services include: Employee Benefits Consulting • Employee Benefits Administration • Private Client Wealth Management • Healthcare Consulting • Short-Term Risk Solutions • Stockbroking • Derivatives Trading • Unit Trust Management • Asset Management • Fiduciary Services