



# ONE Minute Brief

6 JULY 2021



 Economic and Political News

**Interpol issues red notices against Atul and Rajesh Gupta and others linked to the ZAR25mn Free State fraud case.**

To Read More [Click Here](#)



**Petrol set to increase by 26c a litre and diesel by 42c a litre in July.**

To Read More [Click Here](#)



**Zondo Commission opposes former President Jacob Zuma's bid to block contempt arrest.**

To Read More [Click Here](#)



**SA alcohol industry wants ZAR1.5bn excise tax holiday.**

To Read More [Click Here](#)



 South Africa Market ▼

South African markets closed in the red yesterday, weighed down by losses in technology, industrial and retail sector stocks.

To Read More [Click Here](#)

JSE All Share (ZAR)		JSE Top 40 (ZAR)		JSE Africa Fin. (ZAR)	
▼ 66,166.86		▼ 60,082.20		▲ 13,068.38	
1 Day Chg	1 D % Chg	1 Day Chg	1 D % Chg	1 Day Chg	1 D % Chg
-156.90	-0.24	-210.44	-0.35	90.54	0.70
WTD % Chg.	MTD % Chg.	WTD % Chg.	MTD % Chg.	WTD % Chg.	MTD % Chg.
-0.24	-0.12	-0.35	-0.13	0.70	-0.26
Prev. Month % Chg	YTD % Chg.	Prev. Month % Chg	YTD % Chg.	Prev. Month % Chg	YTD % Chg.
-2.52	11.38	-2.62	10.49	-2.62	8.36

 US Market

US markets were closed yesterday on account of a public holiday. Today, the S&P 500 futures are green.

S&P 500 futures  #Values as on 02 July 2021

To Read More [Click Here](#)

S&P 500# (USD)		Nasdaq Composite# (USD)		DJIA# (USD)	
▲ 4,352.34		▲ 14,639.33		▲ 34,786.35	
1 Day Chg	1 D % Chg	1 Day Chg	1 D % Chg	1 Day Chg	1 D % Chg
32.40	0.75	116.95	0.81	152.82	0.44
WTD % Chg.	MTD % Chg.	WTD % Chg.	MTD % Chg.	WTD % Chg.	MTD % Chg.
NA	1.28	NA	0.93	NA	0.82
Prev. Month % Chg	YTD % Chg.	Prev. Month % Chg	YTD % Chg.	Prev. Month % Chg	YTD % Chg.
2.22	15.87	5.49	13.59	-0.08	13.66

JSE All Share

 Top Gainers

Redefine Properties Ltd	4.7%	-16.3%
Fortress REIT Ltd	4.6%	-7.1%
Attacq Ltd	4.2%	-6.1%
Hosken Consolidated Investments Ltd	3.9%	-6.0%
SA Corporate Real Estate Ltd	3.9%	-3.7%

Top Losers 

Steinhoff International Holdings NV		
Metair Investments Ltd		
Naspers Ltd		
Prosus NV		
Tsogo Sun Hotels Ltd		

 Top Gainers

Oracle Corp	2.9%	-4.6%
Paycom Software Inc	2.8%	-2.4%
Hilton Worldwide Holdings Inc	2.6%	-2.3%
CarMax Inc	2.5%	-2.2%
Fortinet Inc	2.4%	-2.1%

As on 02 July 2021

Top Losers 

International Business Machines Corp		
Devon Energy Corp		
Marathon Oil Corp		
Penn National Gaming Inc		
APA Corp		

 UK Market ▲

UK markets finished higher yesterday, boosted by gains in mining sector stocks.

FTSE 100 futures 

To Read More [Click Here](#)

FTSE 100 (GBP)		DAX 30 (EUR)		CAC 40 (EUR)	
▲ 7,164.91		▲ 15,661.97		▲ 6,567.54	
1 Day Chg	1 D % Chg	1 Day Chg	1 D % Chg	1 Day Chg	1 D % Chg
41.64	0.58	11.88	0.08	14.68	0.22
WTD % Chg.	MTD % Chg.	WTD % Chg.	MTD % Chg.	WTD % Chg.	MTD % Chg.
0.58	1.81	0.08	0.84	0.22	0.92
Prev. Month % Chg	YTD % Chg.	Prev. Month % Chg	YTD % Chg.	Prev. Month % Chg	YTD % Chg.
0.21	10.90	0.71	14.16	0.94	18.30

 Asia Market ▼

Asian markets are trading mostly lower this morning. The Nikkei 225 Index is trading 0.3% higher at 28,686.20.

\*As at 6:00 SAST

Nikkei 225* (JPY)		Shanghai Composite* (CNY)		Hang Seng* (HKD)	
▲ 28,686.20		▼ 3,515.64		▼ 27,981.44	
1 Day Chg	1 D % Chg	1 Day Chg	1 D % Chg	1 Day Chg	1 D % Chg
88.01	0.31	-18.68	-0.53	-162.06	-0.58
WTD % Chg.	MTD % Chg.	WTD % Chg.	MTD % Chg.	WTD % Chg.	MTD % Chg.
-0.64	-0.67	0.44	-1.58	-0.59	-2.37
Prev. Month % Chg	YTD % Chg.	Prev. Month % Chg	YTD % Chg.	Prev. Month % Chg	YTD % Chg.
-0.24	4.20	-0.67	1.76	-1.11	3.35

FTSE 100

 Top Gainers

International Consolidated Airlines Group	4.9%	-1.5%
Entain Plc	3.2%	-1.2%
Barclays Plc	3.1%	-1.1%
Tesco Plc	3.1%	-1.1%
Rolls-Royce Holdings Plc	2.3%	-1.0%

 Top Losers

AVEVA Group		
AstraZeneca Plc		
Polymetal In		
Informa Plc		
Just Eat Takeaway.com NV		

Nikkei 225


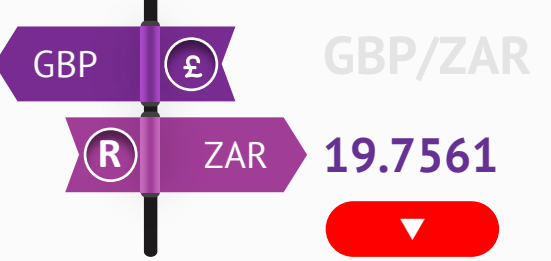


 Top Gainers

Hitachi Zosen Corp	4.5%	-3.1%
Daikin Industries Ltd	3.7%	-3.0%
Inpex Corp	3.2%	-3.0%
ANA Holdings Inc	3.1%	-2.6%
Idemitsu Kosan Co Ltd	3.1%	-2.3%





 Top Losers

Mitsubishi Motors Corp		
Kuraray Co Ltd		
Toyo Seikan Group Holdings Ltd		
Yamaha Motor Co Ltd		
Nisshinbo Holdings Inc		

 Currencies

 <p><b>USD/ZAR</b> <b>14.2283</b></p> <p>▲</p> <p>At 06:00 SAST, the US Dollar retreated 0.24% against the South African Rand. The US Dollar rose against the South African Rand yesterday.</p>	 <p><b>GBP/ZAR</b> <b>19.7561</b></p> <p>▼</p> <p>At 06:00 SAST, the British Pound is trading 0.05% higher against the South African Rand. The British Pound climbed against the South African Rand yesterday, amid hopes that the British government would completely lift lockdown restrictions this month.</p> <p>To Read More <a href="#">Click Here</a></p>	 <p><b>EUR/ZAR</b> <b>16.8942</b></p> <p>▲</p> <p>At 06:00 SAST, the Euro fell 0.16% against the South African Rand. The Euro strengthened against the South African Rand yesterday.</p>	 <p><b>AUD/ZAR</b> <b>10.7639</b></p> <p>▼</p> <p>At 06:00 SAST, the Australian Dollar is trading 0.23% firmer against the South African Rand. The Australian Dollar gained against the South African Rand yesterday.</p>
---	--	---	--

 Commodities

 <p><b>▲ 0.47%</b> <b>Brent (\$/barrel)</b> <b>77.52</b></p> <p>At 06:00 SAST, Brent crude oil rose. Yesterday, Brent crude oil climbed, after the OPEC and its allies dismissed output talks.</p> <p>To Read More <a href="#">Click Here</a></p>	 <p><b>▲ 0.81%</b> <b>Gold (\$/oz)</b> <b>1,797.70</b></p> <p>At 06:00 SAST, gold prices edged higher. Trading in gold was closed yesterday on account of a public holiday in the US.</p>	 <p><b>▲ 1.54%</b> <b>Platinum (\$/oz)</b> <b>1,102.10</b></p> <p>At 06:00 SAST, platinum prices gained. Trading in platinum was closed yesterday on account of a public holiday in the US.</p>	 <p><b>Copper (\$/MT)*</b> <b>9,481.60</b></p> <p>Yesterday, copper prices have risen. * As of previous close</p>
--	---	---	---

## Major South African Corporate News

### Liberty Holdings Limited

Expects 1H21 EPS to be 20% higher compared to that of a loss per share of 902.40c.

To Read More

[Click Here](#)

## Major Global Economic News



### Eurozone

Eurozone's Sentix investor confidence index rose in July.

Eurozone's Markit services PMI advanced to its highest level since July 2007 in June.

Germany's Markit services PMI rose to its highest level since March 2011 in June.



### Asia

Japan's overall household spending climbed more than expected in May.















### UK

The Markit services PMI dropped less-than-expected in June.



 Economic Calendar

Country	SAST	Economic Indicator	Relevance	Consensus/*Actuals	Previous	Frequency
 Japan	01:30	Household Spending (YoY) (May)	★★	11.60%*	13.00%	Monthly
 Germany	08:00	Factory Orders n.s.a. (YoY) (May)	★★★	-	78.90%	Monthly
 Spain	09:00	Industrial Output s.a. (YoY) (May)	★★	-	48.20%	Monthly
 Germany	09:30	Markit Construction PMI (Jun)	★★	-	44.50	Monthly
 Eurozone	11:00	Retail Sales (MoM) (May)	★★★	4.10%	-3.10%	Monthly
 Eurozone	11:00	Retail Sales (YoY) (May)	★★★	25.50%	23.90%	Monthly
 Eurozone	11:00	ZEW Survey - Economic Sentiment (Jul)	★★	-	81.30	Monthly
 Germany	11:00	ZEW Survey - Current Situation (Jul)	★★	5.00	-9.10	Monthly
 Germany	11:00	ZEW Survey - Economic Sentiment (Jul)	★★★	75.40	79.80	Monthly
 US	15:45	Markit Composite PMI (Jun) (F)	★★★	63.90	68.70	Monthly
 US	15:45	Markit Services PMI (Jun) (F)	★★★	64.80	70.40	Monthly
 US	16:00	ISM Services Index (Jun)	★★★	63.00	64.00	Monthly

Note: ★★★ High   ★★ Medium   ★ Low

 Technical snapshot

**JSE All Share**

66,166.86



R1

66,862.24

R2

67,557.63

S1

65,555.21

S2

64,943.57

**S&P 500**

4,352.34



R1

4,376.17

R2

4,399.99

S1

4,307.78

S2

4,263.21

**USD ZAR**

14.2625



R1

14.4522

R2

14.642

S1

14.1385

S2

14.0146

**XAU USD**

\$1,783.30/oz



R1

\$1,802.77/oz

R2

\$1,822.23/oz

S1

\$1,756.97/oz

S2

\$1,730.63/oz



**Disclaimer**

This report and its contents are confidential, privileged and only for the information of the intended recipient. GTC (Pty) Ltd make no representations or warranties in respect of this report or its content and will not be liable for any loss or damage of any nature arising from this report, the content thereof, your reliance thereon its unauthorised use or any electronic viruses associated therewith. Please note that content does not necessarily represent or reflect the views and opinions of GTC (Pty) Ltd. This report is proprietary to GTC (Pty) Ltd and you may not copy or distribute the report without the prior written consent of the authors. Any feedback or contributions are most welcome.

formerly Grant Thornton Capital

<p><b>a</b> GTC, The Wanderers Office Park, 52 Corlett Drive, Illovo, 2196</p>	<p><b>t</b> +27 (0) 10 597 6800 <b>f</b> +27 (0) 10 597 6801</p>	<p>GTC (Pty) Ltd. <b>reg. no.</b> 1996/001488/07</p>	<p>An Authorised Financial Services Provider</p>
<p><b>p</b> P O Box 55118, Illovo, 2116</p>	<p><b>w</b> www.gtc.co.za</p>	<p><b>directors:</b> G.K. Mockler, F.Dildar</p>	<p><b>FSP no.</b> 731</p>
<p><b>GTC is nationally represented in Johannesburg, Cape Town and Durban.</b></p>			
<p><b>GTC Group of products and services include:</b> Employee Benefits Consulting • Employee Benefits Administration • Private Client Wealth Management • Healthcare Consulting • Short-Term Risk Solutions • Stockbroking • Derivatives Trading • Unit Trust Management • Asset Management • Fiduciary Services</p>			