



ONE **Brief** Minute

2 JULY 2021



 Economic and Political News

South Africa's (SA) manufacturing PMI drops to 57.40 in June, compared to a level of 57.80 in May.

To Read More [Click Here](#)



SA reconsiders AstraZeneca shots for Delta variant.

To Read More [Click Here](#)



Constitutional Court clears President Cyril Ramaphosa of allegations that he misled lawmakers about donations to his CR17 campaign.

To Read More [Click Here](#)



Constitutional Court rejects Public Protector Busisiwe Mkhwebane's bid to uphold her report on the Bosasa donation to the CR17 campaign.

To Read More [Click Here](#)



Supreme Court of Appeal (SCA) dismisses High Court judgment that declared the Level 3 and 4 lockdown regulations as invalid and unconstitutional.

To Read More [Click Here](#)

 South Africa Market 

South African markets closed in the green yesterday, on the back of higher commodity prices.

To Read More [Click Here](#)

JSE All Share (ZAR)		JSE Top 40 (ZAR)		JSE Africa Fin. (ZAR)	
▲ 66,555.78		▲ 60,476.77		▼ 13,035.54	
1 Day Chg	1 D % Chg	1 Day Chg	1 D % Chg	1 Day Chg	1 D % Chg
307.04	0.46	315.01	0.52	-67.22	-0.51
WTD % Chg.	MTD % Chg.	WTD % Chg.	MTD % Chg.	WTD % Chg.	MTD % Chg.
0.51	0.46	0.56	0.52	-0.34	-0.51
Prev. Month % Chg	YTD % Chg.	Prev. Month % Chg	YTD % Chg.	Prev. Month % Chg	YTD % Chg.
-2.52	12.03	-2.62	11.21	-2.62	8.09

 US Market 

US markets closed firmer yesterday, following encouraging US jobs data.

S&P 500 futures 

To Read More [Click Here](#)

S&P 500 (USD)		Nasdaq Composite (USD)		DJIA (USD)	
▲ 4,319.94		▲ 14,522.38		▲ 34,633.53	
1 Day Chg	1 D % Chg	1 Day Chg	1 D % Chg	1 Day Chg	1 D % Chg
22.44	0.52	18.43	0.13	131.02	0.38
WTD % Chg.	MTD % Chg.	WTD % Chg.	MTD % Chg.	WTD % Chg.	MTD % Chg.
0.92	0.52	1.13	0.13	0.58	0.38
Prev. Month % Chg	YTD % Chg.	Prev. Month % Chg	YTD % Chg.	Prev. Month % Chg	YTD % Chg.
2.22	15.01	5.49	12.68	-0.08	13.16

JSE All Share

S&P 500

 Top Gainers

Blue Label Telecoms Ltd	12.4%	-4.3%
Allied Electronics Corp Ltd	9.3%	-4.0%
Steinhoff International Holdings NV	7.9%	-4.0%
Harmony Gold Mining Co Ltd	4.4%	-3.8%
Northam Platinum Ltd	4.0%	-3.8%

Top Losers 

Montauk Renewables Inc	-4.3%
Stenprop Ltd	-4.0%
AECI Ltd	-4.0%
Attacq Ltd	-3.8%
Santam Ltd	-3.8%

 Top Gainers

DT Midstream Inc	8.7%	-13.7%
Diamondback Energy Inc	6.1%	-7.4%
Occidental Petroleum Corp	5.1%	-5.7%
Marathon Oil Corp	4.0%	-3.9%
DXC Technology Co	3.7%	-3.4%

Top Losers 

DTE Energy Co	-13.7%
Walgreens Boots Alliance Inc	-7.4%
Micron Technology Inc	-5.7%
KLA Corp	-3.9%
Teradyne Inc	-3.4%

 **UK Market** ▲

UK markets finished higher yesterday, buoyed by gains in energy sector stocks and following upbeat earnings updates.

FTSE 100 futures 

To Read More [Click Here](#)

FTSE 100 (GBP)		DAX 30 (EUR)		CAC 40 (EUR)	
▲ 7,125.16		▲ 15,603.81		▲ 6,553.82	
1 Day Chg	1 D % Chg	1 Day Chg	1 D % Chg	1 Day Chg	1 D % Chg
87.69	1.25	72.77	0.47	45.99	0.71
WTD % Chg.	MTD % Chg.	WTD % Chg.	MTD % Chg.	WTD % Chg.	MTD % Chg.
-0.15	1.25	-0.03	0.47	-1.04	0.71
Prev. Month % Chg	YTD % Chg.	Prev. Month % Chg	YTD % Chg.	Prev. Month % Chg	YTD % Chg.
0.21	10.29	0.71	13.74	0.94	18.06

 **Asia Market** ▼

Asian markets are trading mostly lower this morning. The Nikkei 225 Index is trading 0.2% higher at 28,775.10.

*As at 6:00 SAST

Nikkei 225* (JPY)		Shanghai Composite* (CNY)		Hang Seng* (HKD)	
▲ 28,775.10		▼ 3,532.23		▼ 28,377.83	
1 Day Chg	1 D % Chg	1 Day Chg	1 D % Chg	1 Day Chg	1 D % Chg
68.06	0.24	-56.55	-1.58	-450.12	-1.56
WTD % Chg.	MTD % Chg.	WTD % Chg.	MTD % Chg.	WTD % Chg.	MTD % Chg.
-1.24	-0.29	-0.52	-0.07	-1.57	NA
Prev. Month % Chg	YTD % Chg.	Prev. Month % Chg	YTD % Chg.	Prev. Month % Chg	YTD % Chg.
-0.24	4.60	-0.67	3.33	-1.11	5.86

FTSE 100

 **Top Gainers**

JD Sports Fashion Plc	5.4%	-1.2%
Associated British Foods Plc	4.8%	-1.1%
International Consolidated Airlines Group	3.9%	-0.4%
Compass Group Plc	3.9%	-0.4%
Hikma Pharmaceuticals Plc	3.8%	-0.3%

Top Losers 

London Stock Exchange Group Plc
B&M European Value Retail SA
Burberry Group Plc
Ocado Group Plc
Rio Tinto Plc


 **Top Gainers**


Mazda Motor Corp	6.2%	-2.4%
Sony Corp	3.8%	-1.8%
Nissan Motor Co Ltd	2.9%	-1.7%
Isuzu Motors Ltd	2.8%	-1.6%
Isetan Mitsukoshi Holdings Ltd	2.4%	-1.2%


Top Losers 

Tokyo Electron Ltd
Advantest Corp
SCREEN Holdings Co Ltd
Kawasaki Kisen Kaisha Ltd
Nikon Corp


 Currencies


USD  **USD/ZAR**


ZAR  **14.4808**




At 06:00 SAST, the US Dollar advanced 0.33% against the South African Rand.
The US Dollar rose against the South African Rand yesterday.


GBP  **GBP/ZAR**


ZAR  **19.9408**




At 06:00 SAST, the British Pound is trading 0.40% higher against the South African Rand.
The British Pound climbed against the South African Rand yesterday.


EUR  **EUR/ZAR**


ZAR  **17.1493**



At 06:00 SAST, the Euro rose 0.32% against the South African Rand.
The Euro strengthened against the South African Rand yesterday.


AUD  **AUD/ZAR**

ZAR  **10.8092**




At 06:00 SAST, the Australian Dollar is trading 0.27% firmer against the South African Rand.
The Australian Dollar gained against the South African Rand yesterday.

 Commodities

 **▲ 0.05%**


Brent (\$/barrel)

75.88




At 06:00 SAST, Brent crude oil rose.
Yesterday, Brent crude oil climbed, amid reports that the OPEC and its allies could boost output more slowly than expected.

To Read More [Click Here](#)

 **▲ 0.12%**

Gold (\$/oz)


1,779.00



At 06:00 SAST, gold prices edged higher, amid persistent worries over the spread of Delta variant of the novel coronavirus.


Yesterday, gold prices rose.

To Read More [Click Here](#)


 **▬ 0.00%**

Platinum (\$/oz)

1,078.40




At 06:00 SAST, platinum prices remained unchanged.
Yesterday, platinum prices advanced.

 **▼**

Copper (\$/MT)*

9,296.25



Yesterday, copper prices have fallen.
* As of previous close

Major South African Corporate News

Mr Price Group Limited

Steve Ellis intends to retire from his executive role effective from 31 December 2021.

To Read More [Click Here](#)

Royal Bafokeng Platinum

Announced the resignation of Chief Financial Officer and Executive Director, Hanré Rossouw.

To Read More [Click Here](#)

RCL Foods Limited

Expects FY21 EPS to be at least 90.00c compared to a loss per share of 103.00c recorded for the previous period.

To Read More [Click Here](#)

Tongaat Hulett Limited

FY21 earnings are expected to be between ZAR2.41bn and ZAR2.43bn.

To Read More [Click Here](#)

Major Global Economic News



US

Initial jobless claims fell in the week ended 25 June 2021.

The ISM manufacturing index fell more-than-expected in June.

The Markit manufacturing PMI declined in June.

Construction spending unexpectedly dropped in May.



Eurozone

Eurozone's unemployment rate dropped in May.

Eurozone's Markit manufacturing PMI unexpectedly advanced in June.

Germany's Markit manufacturing PMI rose in June.

Germany's retail sales declined in May.



Asia

Australia's home loan approvals advanced in May.



UK

The Markit manufacturing PMI dropped in June.

Bank of England (BoE) Governor Andrew Bailey warned against over-reaction to rising inflation in Britain.

 Economic Calendar

Country	SAST	Economic Indicator	Relevance	Consensus	Previous	Frequency
 Spain	09:00	Unemployment Change (Jun)	★★★	-	-129.40K	Monthly
 Eurozone	11:00	Producer Price Index (MoM) (May)	★★★	1.20%	1.00%	Monthly
 Eurozone	11:00	Producer Price Index (YoY) (May)	★★★	9.40%	7.60%	Monthly
 Canada	14:30	Building Permits (MoM) (May)	★	-0.30%	-0.50%	Monthly
 Canada	14:30	International Merchandise Trade (May)	★★★	CAD0.37bn	CAD0.59bn	Monthly
 US	14:30	Average Hourly Earnings All Employees (MoM) (Jun)	★★	0.40%	0.50%	Monthly
 US	14:30	Trade Balance (May)	★★★	-USD71.40bn	-USD68.90bn	Monthly
 US	14:30	Unemployment Rate (Jun)	★★★	5.70%	5.80%	Monthly
 Canada	15:30	RBC Canadian Manufacturing PMI (Jun)	★★★	-	57.00	Monthly
 US	16:00	Durable Goods Orders (May) (F)	★★★	-	-0.80%	Monthly
 US	16:00	Factory Orders (MoM) (May)	★★★	1.60%	-0.60%	Monthly
 US	19:00	Baker Hughes US Oil Rig Count (02-Jul)	★	-	372.00	Weekly

Note: ★★★ High ★★ Medium ★ Low

Disclaimer

This report and its contents are confidential, privileged and only for the information of the intended recipient. GTC (Pty) Ltd make no representations or warranties in respect of this report or its content and will not be liable for any loss or damage of any nature arising from this report, the content thereof, your reliance thereon its unauthorised use or any electronic viruses associated therewith. Please note that content does not necessarily represent or reflect the views and opinions of GTC (Pty) Ltd. This report is proprietary to GTC (Pty) Ltd and you may not copy or distribute the report without the prior written consent of the authors. Any feedback or contributions are most welcome.

formerly Grant Thornton Capital

<p>a GTC, The Wanderers Office Park, 52 Corlett Drive, Illovo, 2196</p>	<p>t +27 (0) 10 597 6800 f +27 (0) 10 597 6801</p>	<p>GTC (Pty) Ltd. reg. no. 1996/001488/07</p>	<p>An Authorised Financial Services Provider</p>
<p>p P O Box 55118, Illovo, 2116</p>	<p>w www.gtc.co.za</p>	<p>directors: G.K. Mockler, F.Dildar</p>	<p>FSP no. 731</p>

GTC is nationally represented in Johannesburg, Cape Town and Durban.

GTC Group of products and services include: Employee Benefits Consulting • Employee Benefits Administration • Private Client Wealth Management • Healthcare Consulting • Short-Term Risk Solutions • Stockbroking • Derivatives Trading • Unit Trust Management • Asset Management • Fiduciary Services