



ONE Minute Brief

25 JUNE 2021

 Economic and Political News

South Africa's (SA) producer price index climbs 7.4% on a YoY basis in May, compared to a rise of 6.7% in April.

To Read More [Click Here](#)



Environmental department rejects Karpowership bid for environmental permits.

To Read More [Click Here](#)



South Gauteng High Court dismisses 3 intervention bids in suspended ANC secretary-general Ace Magashule case.

To Read More [Click Here](#)



SA's health regulator to assess efficacy of Sinopharm vaccine.

To Read More [Click Here](#)



Gauteng's third wave peak expected in early July.

To Read More [Click Here](#)



 South Africa Market ▲

South African markets closed in the green yesterday, boosted by gains in retail and industrial sector stocks.

To Read More [Click Here](#)

| JSE All Share (ZAR) | | JSE Top 40 (ZAR) | | JSE Africa Fin. (ZAR) | |
|---------------------|------------|-------------------|------------|-----------------------|------------|
| ▲ 66,263.49 | | ▲ 60,188.42 | | ▲ 13,009.73 | |
| 1 Day Chg | 1 D % Chg | 1 Day Chg | 1 D % Chg | 1 Day Chg | 1 D % Chg |
| 443.86 | 0.67 | 424.37 | 0.71 | 118.58 | 0.92 |
| WTD % Chg. | MTD % Chg. | WTD % Chg. | MTD % Chg. | WTD % Chg. | MTD % Chg. |
| 0.96 | -2.50 | 1.15 | -2.58 | 0.11 | -3.32 |
| Prev. Month % Chg | YTD % Chg. | Prev. Month % Chg | YTD % Chg. | Prev. Month % Chg | YTD % Chg. |
| 1.53 | 11.54 | 1.12 | 10.68 | 9.04 | 7.87 |

 US Market ▲

US markets closed firmer yesterday, as US President Joe Biden reached a USD1.2tn infrastructure deal.

S&P 500 futures ▲

To Read More [Click Here](#)

| S&P 500 (USD) | | Nasdaq Composite (USD) | | DJIA (USD) | |
|-------------------|------------|------------------------|------------|-------------------|------------|
| ▲ 4,266.49 | | ▲ 14,369.71 | | ▲ 34,196.82 | |
| 1 Day Chg | 1 D % Chg | 1 Day Chg | 1 D % Chg | 1 Day Chg | 1 D % Chg |
| 24.65 | 0.58 | 97.98 | 0.69 | 322.58 | 0.95 |
| WTD % Chg. | MTD % Chg. | WTD % Chg. | MTD % Chg. | WTD % Chg. | MTD % Chg. |
| 2.40 | 1.48 | 2.42 | 4.52 | 2.72 | -0.96 |
| Prev. Month % Chg | YTD % Chg. | Prev. Month % Chg | YTD % Chg. | Prev. Month % Chg | YTD % Chg. |
| 0.55 | 13.59 | -1.53 | 11.49 | 1.93 | 11.73 |

JSE All Share

S&P 500

 Top Gainers

| | | |
|-------------------------|------|-------|
| Old Mutual Ltd | 6.1% | -3.8% |
| Irongate Group | 3.9% | -3.0% |
| Equites Property Fund | 3.3% | -2.9% |
| Motus Holdings Ltd | 3.0% | -2.7% |
| Transaction Capital Ltd | 2.9% | -2.7% |

Top Losers 

| | |
|-----------------------------------|-------|
| SA Corporate Real Estate Ltd | -3.8% |
| Fortress REIT Ltd | -3.0% |
| Sirius Real Estate Ltd | -2.9% |
| Karoo000 Ltd | -2.7% |
| Capital & Counties Properties Plc | -2.7% |

 Top Gainers

| | | |
|------------------------|------|-------|
| Eli Lilly & Co | 7.3% | -6.1% |
| Tesla Inc | 3.5% | -3.3% |
| Vulcan Materials Co | 3.3% | -3.1% |
| Darden Restaurants Inc | 3.3% | -3.0% |
| Ulta Beauty Inc | 3.1% | -2.7% |

Top Losers 

| | |
|----------------------|-------|
| Biogen Inc | -6.1% |
| Generac Holdings Inc | -3.3% |
| ABIOMED Inc | -3.1% |
| Equinix Inc | -3.0% |
| Las Vegas Sands Corp | -2.7% |

 UK Market 

UK markets finished higher yesterday, buoyed by gains in mining and healthcare sector stocks and as the Bank of England (BoE) kept its monetary policy unchanged.

FTSE 100 futures 

To Read More [Click Here](#)

| FTSE 100 (GBP) | | DAX 30 (EUR) | | CAC 40 (EUR) | |
|-------------------|------------|-------------------|------------|-------------------|------------|
| ▲ 7,109.97 | | ▲ 15,589.23 | | ▲ 6,631.15 | |
| 1 Day Chg | 1 D % Chg | 1 Day Chg | 1 D % Chg | 1 Day Chg | 1 D % Chg |
| 35.91 | 0.51 | 132.84 | 0.86 | 80.08 | 1.22 |
| WTD % Chg. | MTD % Chg. | WTD % Chg. | MTD % Chg. | WTD % Chg. | MTD % Chg. |
| 1.32 | 1.24 | 0.91 | 1.09 | 0.94 | 2.85 |
| Prev. Month % Chg | YTD % Chg. | Prev. Month % Chg | YTD % Chg. | Prev. Month % Chg | YTD % Chg. |
| 0.76 | 10.05 | 1.88 | 13.63 | 2.83 | 19.45 |

 Asia Market 

Asian markets are trading higher this morning, tracking overnight gains on Wall Street. The Nikkei 225 Index is trading 0.8% higher at 29,108.91.

*As at 6:00 SAST

To Read More [Click Here](#)

| Nikkei 225* (JPY) | | Shanghai Composite* (CNY) | | Hang Seng* (HKD) | |
|-------------------|------------|---------------------------|------------|-------------------|------------|
| ▲ 29,108.91 | | ▲ 3,594.80 | | ▲ 29,229.03 | |
| 1 Day Chg | 1 D % Chg | 1 Day Chg | 1 D % Chg | 1 Day Chg | 1 D % Chg |
| 233.68 | 0.81 | 28.14 | 0.79 | 346.57 | 1.20 |
| WTD % Chg. | MTD % Chg. | WTD % Chg. | MTD % Chg. | WTD % Chg. | MTD % Chg. |
| -0.31 | 0.05 | 1.18 | -1.35 | 0.28 | -0.92 |
| Prev. Month % Chg | YTD % Chg. | Prev. Month % Chg | YTD % Chg. | Prev. Month % Chg | YTD % Chg. |
| 0.16 | 5.21 | 4.89 | 2.69 | 1.49 | 6.06 |

FTSE 100

 Top Gainers

| | | |
|---------------------------|------|-------|
| Flutter Entertainment Plc | 3.7% | -4.1% |
| Anglo American Plc | 3.6% | -3.0% |
| Just Eat Takeaway.com NV | 2.7% | -2.7% |
| Natwest Group Plc | 1.9% | -2.2% |
| Entain Plc | 1.9% | -2.0% |

Top Losers 

| | |
|----------------------------|-------|
| Vodafone Group Plc | -4.1% |
| United Utilities Group Plc | -3.0% |
| Evrast Plc | -2.7% |
| Melrose Industries Plc | -2.2% |
| Informa Plc | -2.0% |





 Top Gainers

| | | |
|------------------|------|-------|
| Mazda Motor Corp | 6.4% | -3.9% |
| Panasonic Corp | 4.5% | -2.3% |
| Fujikura Ltd | 4.1% | -1.6% |
| Kobe Steel Ltd | 3.3% | -1.5% |
| Shiseido Co Ltd | 3.3% | -1.4% |





Top Losers 

| | |
|---------------------------|-------|
| Eisai Co Ltd | -3.9% |
| Mitsui OSK Lines Ltd | -2.3% |
| Nippon Yusen KK | -1.6% |
| Mitsubishi Logistics Corp | -1.5% |
| Secom Co Ltd | -1.4% |

 Currencies

| | | | |
|--|---|---|---|
|  <p>USD/ZAR 14.1816</p> <p>▲</p> <p>At 06:00 SAST, the US Dollar retreated 0.19% against the South African Rand. The US Dollar fell against the South African Rand yesterday.</p> |  <p>GBP/ZAR 19.7550</p> <p>▲</p> <p>At 06:00 SAST, the British Pound is trading 0.10% weaker against the South African Rand. The British Pound declined against the South African Rand yesterday, as the BoE raised its inflation expectations.</p> <p>To Read More Click Here</p> |  <p>EUR/ZAR 16.9328</p> <p>▲</p> <p>At 06:00 SAST, the Euro fell 0.12% against the South African Rand. The Euro remained flat against the South African Rand yesterday.</p> |  <p>AUD/ZAR 10.7684</p> <p>▲</p> <p>At 06:00 SAST, the Australian Dollar is trading 0.06% lower against the South African Rand. The Australian Dollar dropped against the South African Rand yesterday.</p> |
|--|---|---|---|

 Commodities

| | | | |
|--|--|--|---|
|  <p>▲ 0.26%</p> <p>Brent (\$/barrel) 75.76</p> <p>At 06:00 SAST, Brent crude oil rose. Yesterday, Brent crude oil climbed, amid decline in the US crude inventories and hopes over demand recovery.</p> <p>To Read More Click Here</p> |  <p>▲ 0.14%</p> <p>Gold (\$/oz) 1,778.00</p> <p>At 06:00 SAST, gold prices edged higher. Yesterday, gold prices fell, amid uncertainty over the US Federal Reserve's (Fed) policy outlook.</p> <p>To Read More Click Here</p> |  <p>▲ 0.27%</p> <p>Platinum (\$/oz) 1,096.80</p> <p>At 06:00 SAST, platinum prices gained. Yesterday, platinum prices advanced.</p> |  <p>Copper (\$/MT)* 9,391.75</p> <p>Yesterday, copper prices have fallen. * As of previous close</p> |
|--|--|--|---|

Major South African Corporate News

Kumba Iron Ore Limited

Announced the appointment of Terence Goodlace as Chairman with effect from 23 June 2021.

To Read More

[Click Here](#)

Major Global Economic News



US

Initial jobless claims dropped less-than-expected in the week ended 18 June 2021.

Annualised gross domestic product (GDP) grew as expected in 1Q21.

Advance goods trade balance reported a surplus in May.



Eurozone

Germany's Ifo business climate index rose to its highest level in 2 years in June.

Germany's Ifo current assessment index climbed in June.

Germany's Ifo business expectations index advanced in June.



Asia

Japan's Tokyo consumer price index (CPI) remained flat in June.















UK

The GfK consumer confidence index remained steady in June.

The Bank of England (BoE) kept its key interest rate unchanged at 0.10% and expects inflation to exceed 3% by the end of the year.

 Economic Calendar

| Country | SAST | Economic Indicator | Relevance | Consensus/*Actuals | Previous | Frequency |
|---|-------|---|-----------|--------------------|----------|--------------|
|  UK | 01:01 | GfK Consumer Confidence (Jun) (F) | ★ | -9.00* | -9.00 | Monthly |
|  Japan | 01:30 | Tokyo Consumer Price Index (YoY) (Jun) | ★★★ | 0.00%* | -0.40% | Monthly |
|  Germany | 08:00 | GfK Consumer Confidence Survey (Jul) | ★★★ | -4.00 | -7.00 | Monthly |
|  Eurozone | 08:30 | European Council Meeting | ★★★ | - | - | As Scheduled |
|  Italy | 10:00 | Consumer Confidence (Jun) | ★★★ | 112.00 | 110.60 | Monthly |
|  Italy | 10:00 | Economic Sentiment Index (Jun) | ★★★ | - | 106.70 | Monthly |
|  Italy | 10:00 | Manufacturing Confidence (Jun) | ★★★ | 112.00 | 110.20 | Monthly |
|  UK | 12:00 | CBI Distributive Trades Survey - Realised (Jun) | ★ | 14.00% | 18.00% | Monthly |
|  US | 14:30 | Personal Income (MoM) (May) | ★★ | -2.50% | -13.10% | Monthly |
|  US | 14:30 | Personal Spending (May) | ★★ | 0.50% | 0.50% | Monthly |
|  US | 16:00 | Reuters/Michigan Consumer Sentiment Index (Jun) (F) | ★★★ | - | 82.90 | Monthly |
|  US | 19:00 | Baker Hughes US Oil Rig Count (25-Jun) | ★ | - | 373.00 | Weekly |

Note: ★★★ High ★★ Medium ★ Low

Disclaimer

This report and its contents are confidential, privileged and only for the information of the intended recipient. GTC (Pty) Ltd make no representations or warranties in respect of this report or its content and will not be liable for any loss or damage of any nature arising from this report, the content thereof, your reliance thereon its unauthorised use or any electronic viruses associated therewith. Please note that content does not necessarily represent or reflect the views and opinions of GTC (Pty) Ltd. This report is proprietary to GTC (Pty) Ltd and you may not copy or distribute the report without the prior written consent of the authors. Any feedback or contributions are most welcome.

formerly Grant Thornton Capital

| | | | |
|--|--|--|--|
| <p>a GTC, The Wanderers Office Park, 52 Corlett Drive, Illovo, 2196</p> | <p>t +27 (0) 10 597 6800 f +27 (0) 10 597 6801</p> | <p>GTC (Pty) Ltd. reg. no. 1996/001488/07</p> | <p>An Authorised Financial Services Provider</p> |
| <p>p P O Box 55118, Illovo, 2116</p> | <p>w www.gtc.co.za</p> | <p>directors: G.K. Mockler, F.Dildar</p> | <p>FSP no. 731</p> |

GTC is nationally represented in Johannesburg, Cape Town and Durban.

GTC Group of products and services include: Employee Benefits Consulting • Employee Benefits Administration • Private Client Wealth Management • Healthcare Consulting • Short-Term Risk Solutions • Stockbroking • Derivatives Trading • Unit Trust Management • Asset Management • Fiduciary Services