



# ONE Minute Brief

24 JUNE 2021



 Economic and Political News

South Africa's (SA) consumer price index (CPI) advances 5.2% on a YoY basis in May, compared to a rise of 4.4% in April.

To Read More [Click Here](#)

Special Investigating Unit (SIU) secures order to freeze ZAR22mn in bank accounts linked to Digital Vibes.

To Read More [Click Here](#)

SA Municipal Workers' Union of SA (Samwu) rejects wage proposal in municipal wage talks.

To Read More [Click Here](#)



Supreme Court of Appeal (SCA) dismisses Malema's ZAR1mn defamation claim over stolen VBS money.

To Read More [Click Here](#)



Busisiwe Mkhwebane impeachment committee reconstituted.

To Read More [Click Here](#)



 **South Africa Market** ▲

South African markets closed in the green yesterday, boosted by gains in precious metal, resources and industrial sector stocks.

To Read More [Click Here](#)

JSE All Share (ZAR)		JSE Top 40 (ZAR)		JSE Africa Fin. (ZAR)	
▲ 65,819.63		▲ 59,764.05		▲ 12,891.15	
1 Day Chg	1 D % Chg	1 Day Chg	1 D % Chg	1 Day Chg	1 D % Chg
267.90	0.41	270.59	0.45	56.92	0.44
WTD % Chg.	MTD % Chg.	WTD % Chg.	MTD % Chg.	WTD % Chg.	MTD % Chg.
0.28	-3.16	0.44	-3.27	-0.80	-4.20
Prev. Month % Chg	YTD % Chg.	Prev. Month % Chg	YTD % Chg.	Prev. Month % Chg	YTD % Chg.
1.53	10.79	1.12	9.90	9.04	6.89

 **US Market** ▼

US markets closed mostly weaker yesterday, amid profit booking.

S&P 500 futures 

To Read More [Click Here](#)

S&P 500 (USD)		Nasdaq Composite (USD)		DJIA (USD)	
▼ 4,241.84		▲ 14,271.73		▼ 33,874.24	
1 Day Chg	1 D % Chg	1 Day Chg	1 D % Chg	1 Day Chg	1 D % Chg
-4.60	-0.11	18.46	0.13	-71.34	-0.21
WTD % Chg.	MTD % Chg.	WTD % Chg.	MTD % Chg.	WTD % Chg.	MTD % Chg.
1.81	0.90	1.72	3.80	1.75	-1.90
Prev. Month % Chg	YTD % Chg.	Prev. Month % Chg	YTD % Chg.	Prev. Month % Chg	YTD % Chg.
0.55	12.93	-1.53	10.73	1.93	10.68

**JSE All Share**

**S&P 500**

 **Top Gainers**

Brait Plc	12.9%	-4.8%
Thungela Resources Ltd	8.4%	-3.8%
Royal Bafokeng Platinum Ltd	6.4%	-3.4%
Hudaco Industries Ltd	6.1%	-3.3%
Bytes Technology Group Plc	4.9%	-3.1%

**Top Losers** 

Arrowhead Properties	-4.8%
RFG Holdings Ltd	-3.8%
Barloworld Ltd	-3.4%
Vodacom Group Ltd	-3.3%
Allied Electronics Corp Ltd	-3.1%

 **Top Gainers**

Tesla Inc	5.3%	-7.4%
Twitter Inc	4.3%	-3.7%
Under Armour Inc –Class A	3.7%	-2.7%
Ford Motor Co	3.4%	-2.6%
Under Armour Inc –Class C	3.2%	-2.4%

**Top Losers** 

NOV Inc	-7.4%
Comcast Corp – Class A	-3.7%
FleetCor Technologies Inc	-2.7%
Henry Schein Inc	-2.6%
Air Products & Chemicals Inc	-2.4%

 UK Market ▼

UK markets finished lower yesterday, after data indicated that inflationary pressures hit record levels this month.

FTSE 100 futures 

To Read More [Click Here](#)

FTSE 100 (GBP)		DAX 30 (EUR)		CAC 40 (EUR)	
▼ 7,074.06		▼ 15,456.39		▼ 6,551.07	
1 Day Chg	1 D % Chg	1 Day Chg	1 D % Chg	1 Day Chg	1 D % Chg
-15.95	-0.22	-179.94	-1.15	-60.43	-0.91
WTD % Chg.	MTD % Chg.	WTD % Chg.	MTD % Chg.	WTD % Chg.	MTD % Chg.
0.81	0.73	0.05	0.23	-0.28	1.61
Prev. Month % Chg	YTD % Chg.	Prev. Month % Chg	YTD % Chg.	Prev. Month % Chg	YTD % Chg.
0.76	9.50	1.88	12.67	2.83	18.01

 Asia Market ▲

Asian markets are trading mostly higher this morning. The Nikkei 225 Index is trading marginally higher at 28,885.00.

\*As at 6:00 SAST

Nikkei 225* (JPY)		Shanghai Composite* (CNY)		Hang Seng* (HKD)	
▲ 28,885.00		▼ 3,561.01		▲ 28,831.45	
1 Day Chg	1 D % Chg	1 Day Chg	1 D % Chg	1 Day Chg	1 D % Chg
10.11	0.04	-5.21	-0.15	14.38	0.05
WTD % Chg.	MTD % Chg.	WTD % Chg.	MTD % Chg.	WTD % Chg.	MTD % Chg.
-0.31	0.05	1.17	-1.36	0.05	-1.15
Prev. Month % Chg	YTD % Chg.	Prev. Month % Chg	YTD % Chg.	Prev. Month % Chg	YTD % Chg.
0.16	5.21	4.89	2.68	1.49	5.82

FTSE 100

 Top Gainers

JD Sports Fashion Plc	1.8%	-2.7%
Royal Dutch Shell Plc –Class B	1.5%	-2.5%
Royal Dutch Shell Plc – Class A	1.4%	-2.5%
BT Group Plc	1.3%	-2.3%
Rolls-Royce Holdings Plc	1.2%	-1.8%

Top Losers 

Melrose Industries Plc	
Phoenix Group Holdings Plc	
Informa Plc	
Taylor Wimpey Plc	
Compass Group Plc	


 Top Gainers


Eisai Co Ltd	4.0%	-2.9%
Mitsui Mining & Smelting Co Ltd	3.5%	-2.2%
SoftBank Group Corp	3.1%	-2.0%
Pacific Metals Co Ltd	2.7%	-2.0%
Alps Alpine Co Ltd	2.6%	-1.7%


Top Losers 

Japan Exchange Group Inc	
Mitsubishi Electric Corp	
Takara Holdings Inc	
Advantest Corp	
West Japan Railway Co	


 Currencies


**USD**  **USD/ZAR**


**ZAR**  **14.2418**




At 06:00 SAST, the US Dollar advanced 0.17% against the South African Rand.  
The US Dollar fell against the South African Rand yesterday.


**GBP**  **GBP/ZAR**


**ZAR**  **19.8750**




At 06:00 SAST, the British Pound is trading marginally higher against the South African Rand.  
The British Pound declined against the South African Rand yesterday.


**EUR**  **EUR/ZAR**


**ZAR**  **16.9793**



At 06:00 SAST, the Euro rose 0.16% against the South African Rand.  
The Euro weakened against the South African Rand yesterday.


**AUD**  **AUD/ZAR**

**ZAR**  **10.7875**




At 06:00 SAST, the Australian Dollar is trading 0.09% firmer against the South African Rand.  
The Australian Dollar gained against the South African Rand yesterday.

 Commodities

 **▲ 0.12%**


**Brent (\$/barrel)**

**75.28**




At 06:00 SAST, Brent crude oil rose.  
Yesterday, Brent crude oil climbed, after the US Energy Information Administration (EIA) reported that crude oil inventories fell by 7.6mn bls to 459.1mn bls in the week ended 18 June 2021.

To Read More [Click Here](#)

 **▼ -0.35%**


**Gold (\$/oz)**

**1,776.10**




At 06:00 SAST, gold prices edged lower.  
Yesterday, gold prices rose, amid weakness in the US Dollar.

To Read More [Click Here](#)


 **▼ -0.96%**

**Platinum (\$/oz)**


**1,076.10**



At 06:00 SAST, platinum prices declined.  
Yesterday, platinum prices advanced.

 **Copper (\$/MT)\***

**9,452.50**



Yesterday, copper prices have risen.  
\* As of previous close

## Major South African Corporate News

### Brait SE

FY21 finance income dropped to ZAR260.00mn compared to ZAR480.00mn recorded in the last year.

To Read More

[Click Here](#)

### Emira Property Fund Ltd

Rent remissions totalling ZAR31.70mn were provided for 11M21.

To Read More

[Click Here](#)

### Mondi Plc

Approved a EUR125.00mn capital investment project at its semi-chemical fluting mill in Kuopio, Finland.

To Read More

[Click Here](#)

### Nedbank Group

Expects 1H21 basic EPS to increase by 100.0%, as compared to that recorded in the previous year by 540.00c.

To Read More

[Click Here](#)

## Major Global Economic News



### US

New home sales fell to a one-year low in May.

Current account deficit widened in 1Q21.

The MBA mortgage applications advanced in the week ended 18 June 2021.



### Eurozone

Eurozone's manufacturing PMI remained steady in June.

Eurozone's Markit services PMI climbed to its highest since January 2018 in June.

Germany's Markit manufacturing PMI unexpectedly advanced in June.



### Asia

Japan's coincident index fell in April.

Japan's leading economic index rose in April.

Japan's corporate service price index climbed in May.















### UK

The Markit manufacturing PMI dropped less than expected in June.

The Markit services PMI fell in June.



 Economic Calendar

Country	SAST	Economic Indicator	Relevance	Consensus	Previous	Frequency
 Japan	08:45	BoJ's Governor Kuroda speech	★★★	-	-	As Scheduled
 Spain	09:00	Gross Domestic Product s.a. (QoQ) (Q1) (F)	★★★	-0.50%	0.01%	Quarterly
 Germany	10:00	IFO - Business Climate (Jun)	★★★	100.20	99.20	Monthly
 Germany	10:00	IFO - Current Assessment (Jun)	★★	97.50	95.70	Monthly
 South Africa	11:30	Producer Price Index (YoY) (May)	★★	-	6.70%	Monthly
 UK	13:00	BoE Interest Rate Decision	★	0.10%	0.10%	As Scheduled
 US	14:30	Durable Goods Orders (May) (P)	★★★	2.10%	-1.30%	Monthly
 US	14:30	Gross Domestic Product Annualised (QoQ) (Q1) (F)	★★★	6.40%	4.30%	Quarterly
 US	14:30	Initial Jobless Claims (19-Jun)	★★★	-	412.00K	Weekly
 US	14:30	Personal Consumption (QoQ) (Q1) (F)	★★★	-	2.30%	Quarterly
 US	14:30	Wholesale Inventories (MoM) (May) (P)	★★★	-	0.80%	Monthly
 US	17:00	Kansas City Fed Manufacturing Activity (Jun)	★★★	-	26.00	Monthly

Note: ★★★ High ★★ Medium ★ Low

**Disclaimer**

This report and its contents are confidential, privileged and only for the information of the intended recipient. GTC (Pty) Ltd make no representations or warranties in respect of this report or its content and will not be liable for any loss or damage of any nature arising from this report, the content thereof, your reliance thereon its unauthorised use or any electronic viruses associated therewith. Please note that content does not necessarily represent or reflect the views and opinions of GTC (Pty) Ltd. This report is proprietary to GTC (Pty) Ltd and you may not copy or distribute the report without the prior written consent of the authors. Any feedback or contributions are most welcome.

formerly Grant Thornton Capital

<p><b>a</b> GTC, The Wanderers Office Park, 52 Corlett Drive, Illovo, 2196</p>	<p><b>t</b> +27 (0) 10 597 6800 <b>f</b> +27 (0) 10 597 6801</p>	<p>GTC (Pty) Ltd. <b>reg. no.</b> 1996/001488/07</p>	<p>An Authorised Financial Services Provider</p>
<p><b>p</b> P O Box 55118, Illovo, 2116</p>	<p><b>w</b> www.gtc.co.za</p>	<p><b>directors:</b> G.K. Mockler, F.Dildar</p>	<p><b>FSP no.</b> 731</p>

**GTC is nationally represented in Johannesburg, Cape Town and Durban.**

**GTC Group of products and services include:** Employee Benefits Consulting • Employee Benefits Administration • Private Client Wealth Management • Healthcare Consulting • Short-Term Risk Solutions • Stockbroking • Derivatives Trading • Unit Trust Management • Asset Management • Fiduciary Services