



ONE Minute Brief

22 JUNE 2021



 Economic and Political News

Retailer confidence climbs to a level of 54.00 in 2Q21, from 37.00 in 1Q21.

To Read More [Click Here](#)



South Africa (SA) plans to make mRNA Covid-19 vaccines under WHO deal.

To Read More [Click Here](#)



Decision on Coronavac at advanced stage, says SA Health Products Regulator (Saphra).

To Read More [Click Here](#)



United Democratic Movement (UDM) intends to challenge South African Airways (SAA) sale to Takatso consortium.

To Read More [Click Here](#)



President Cyril Ramaphosa demands more IMF reserves for African virus recovery.

To Read More [Click Here](#)



 **South Africa Market** ▼

South African markets closed in the red yesterday, weighed down by losses in retail and property sector stocks.

To Read More [Click Here](#)

JSE All Share (ZAR)		JSE Top 40 (ZAR)		JSE Africa Fin. (ZAR)	
▼ 65,563.48		▼ 59,472.25		▼ 12,870.75	
1 Day Chg	1 D % Chg	1 Day Chg	1 D % Chg	1 Day Chg	1 D % Chg
-71.75	-0.11	-31.62	-0.05	-124.17	-0.96
WTD % Chg.	MTD % Chg.	WTD % Chg.	MTD % Chg.	WTD % Chg.	MTD % Chg.
-0.11	-3.53	-0.05	-3.74	-0.96	-4.35
Prev. Month % Chg	YTD % Chg.	Prev. Month % Chg	YTD % Chg.	Prev. Month % Chg	YTD % Chg.
1.53	10.36	1.12	9.37	9.04	6.72

 **US Market** ▲

US markets closed firmer yesterday, buoyed by gains in energy sector stocks.

S&P 500 futures 

To Read More [Click Here](#)

S&P 500 (USD)		Nasdaq Composite (USD)		DJIA (USD)	
▲ 4,224.79		▲ 14,141.48		▲ 33,876.97	
1 Day Chg	1 D % Chg	1 Day Chg	1 D % Chg	1 Day Chg	1 D % Chg
58.34	1.40	111.10	0.79	586.89	1.76
WTD % Chg.	MTD % Chg.	WTD % Chg.	MTD % Chg.	WTD % Chg.	MTD % Chg.
1.40	0.49	0.79	2.86	1.76	-1.89
Prev. Month % Chg	YTD % Chg.	Prev. Month % Chg	YTD % Chg.	Prev. Month % Chg	YTD % Chg.
0.55	12.48	-1.53	9.72	1.93	10.69

JSE All Share

S&P 500

 **Top Gainers**

Textainer Group Holdings Ltd	7.8%	-7.7%
Blue Label Telecoms Ltd	5.4%	-5.7%
Capital & Counties Properties Plc	4.3%	-5.6%
Irongate Group	3.1%	-4.6%
Super Group Ltd	3.0%	-4.5%

Top Losers 

Tsogo Sun Hotels Ltd		
Cashbuild Ltd		
Allied Electronics Corp Ltd		
Reunert Ltd		
Raubex Group Ltd		

 **Top Gainers**

APA Corp	7.3%	-3.3%
Hess Corp	7.2%	-2.4%
EOG Resources Inc	7.2%	-1.9%
Marathon Oil Corp	6.9%	-1.9%
Devon Energy Corp	6.9%	-1.7%

Top Losers 

Xilinx Inc		
Advanced Micro Devices Inc		
Biogen Inc		
Organon & Co		
Enphase Energy Inc		

 UK Market 

UK markets finished higher yesterday, boosted by gains in mining and industrial sector stocks.

FTSE 100 futures 

To Read More [Click Here](#)

FTSE 100 (GBP)		DAX 30 (EUR)		CAC 40 (EUR)	
▲ 7,062.29		▲ 15,603.24		▲ 6,602.54	
1 Day Chg	1 D % Chg	1 Day Chg	1 D % Chg	1 Day Chg	1 D % Chg
44.82	0.64	155.20	1.00	33.38	0.51
WTD % Chg.	MTD % Chg.	WTD % Chg.	MTD % Chg.	WTD % Chg.	MTD % Chg.
0.64	0.57	1.00	1.18	0.51	2.41
Prev. Month % Chg	YTD % Chg.	Prev. Month % Chg	YTD % Chg.	Prev. Month % Chg	YTD % Chg.
0.76	9.31	1.88	13.74	2.83	18.93

 Asia Market 

Asian markets are trading mostly higher this morning, tracking overnight gains on Wall Street. The Nikkei 225 Index is trading 3.0% higher at 28,851.45.

*As at 6:00 SAST

To Read More [Click Here](#)

Nikkei 225* (JPY)		Shanghai Composite* (CNY)		Hang Seng* (HKD)	
▲ 28,851.45		▲ 3,556.75		▼ 28,484.52	
1 Day Chg	1 D % Chg	1 Day Chg	1 D % Chg	1 Day Chg	1 D % Chg
840.52	3.00	27.57	0.78	-4.48	-0.02
WTD % Chg.	MTD % Chg.	WTD % Chg.	MTD % Chg.	WTD % Chg.	MTD % Chg.
-3.29	-2.94	0.12	-2.39	-1.08	-2.27
Prev. Month % Chg	YTD % Chg.	Prev. Month % Chg	YTD % Chg.	Prev. Month % Chg	YTD % Chg.
0.16	2.07	4.89	1.62	1.49	4.62

FTSE 100

 Top Gainers

Ocado Group Plc	4.0%	-0.7%
J Sainsbury Plc	3.8%	-0.7%
Evraz Plc	3.7%	-0.6%
Intermediate Capital Group Plc	3.4%	-0.6%
Weir Group Plc	2.8%	-0.5%

Top Losers 

HSBC Holdings Plc		
SSE Plc		
Compass Group Plc		
GlaxoSmithKline Plc		
Auto Trader Group Plc		

Nikkei 225


 Top Gainers


Mitsui OSK Lines Ltd	9.4%	-1.0%
Kawasaki Kisen Kaisha Ltd	8.6%	-0.9%
Nippon Yusen KK	8.2%	-0.9%
Suzuki Motor Corp	6.9%	-0.6%
Casio Computer Co Ltd	6.2%	-0.3%


Top Losers 

SUMCO Corp		
Taiyo Yuden Co Ltd		
Tokyo Electric Power Co Holdings Inc		
Nikon Corp		
TDK Corp		


 Currencies


USD  **USD/ZAR**


ZAR  **14.2504**




At 06:00 SAST, the US Dollar advanced 0.11% against the South African Rand.
The US Dollar fell against the South African Rand yesterday.


GBP  **GBP/ZAR**


ZAR  **19.8280**




At 06:00 SAST, the British Pound is trading marginally higher against the South African Rand.
The British Pound climbed against the South African Rand yesterday.


EUR  **EUR/ZAR**


ZAR  **16.9750**



At 06:00 SAST, the Euro rose 0.06% against the South African Rand.
The Euro weakened against the South African Rand yesterday.


AUD  **AUD/ZAR**

ZAR  **10.7107**



At 06:00 SAST, the Australian Dollar is trading 0.19% lower against the South African Rand.
The Australian Dollar dropped against the South African Rand yesterday.

 Commodities


 **▲ 0.35%**

Brent (\$/barrel)

75.16

At 06:00 SAST, Brent crude oil rose.
Yesterday, Brent crude oil climbed, amid Iran supply uncertainty.

To Read More [Click Here](#)


 **▲ 0.42%**

Gold (\$/oz)

1,789.20

At 06:00 SAST, gold prices edged higher.
Yesterday, gold prices rose, amid weakness in the US Dollar and drop in the US Treasury yields.


To Read More [Click Here](#)

 **▲ 1.58%**

Platinum (\$/oz)

1,067.20

At 06:00 SAST, platinum prices gained.
Yesterday, platinum prices advanced.

 **Copper (\$/MT)***

9,154.00

Yesterday, copper prices have risen.
* As of previous close

Major South African Corporate News

Naspers Limited

FY21 revenues rose to USD5.93bn from USD4.00bn posted in the previous year.

To Read More

[Click Here](#)

PPC Limited

FY21 revenues advanced 3.0% to ZAR8.94bn from the preceding year.

To Read More

[Click Here](#)

Major Global Economic News



US

The Chicago Fed National Activity Index rebounded in May.



Eurozone

European Central Bank (ECB) President, Christine Lagarde sees upside risk to growth from consumption bounce.



Asia

Australia's retail sales advanced in May.
The People's Bank of China (PBoC) kept its key interest rate unchanged at 3.85%.



UK

The Rightmove house prices reported biggest seasonal rise since 2015 in June.

 Economic Calendar

Country	SAST	Economic Indicator	Relevance	Consensus	Previous	Frequency
 UK	08:00	Public Sector Net Borrowing (May)	★	-	GBP30.96bn	Monthly
 UK	08:00	Public Sector Net Cash Requirement (May)	★	-	GBP33.56bn	Monthly
 South Africa	09:00	Leading Indicator (Apr)	★	-	121.30	Monthly
 Switzerland	09:00	KOF Institute Summer Economic Forecast	★★	-	-	As Scheduled
 Italy	10:00	Industrial Sales n.s.a. (YoY) (Apr)	★	-	38.10%	Monthly
 Italy	10:00	Industrial Sales s.a. (MoM) (Apr)	★	1.30%	1.60%	Monthly
 UK	12:00	CBI Industrial Trends Survey - Orders (Jun)	★	18.00	17.00	Monthly
 Eurozone	16:00	Consumer Confidence (Jun) (P)	★★★	-3.00	-5.10	Monthly
 US	16:00	Existing Home Sales (May)	★★★	5.72mn	5.85mn	Monthly
 US	16:00	Existing Home Sales (MoM) (May)	★★★	-	-2.70%	Monthly
 US	16:00	Richmond Fed Manufacturing Index (Jun)	★	-	18.00	Monthly
 US	20:00	Fed Chair Powell Testimony	★★★	-	-	As Scheduled

Note: ★★★ High ★★ Medium ★ Low

Technical snapshot

JSE All Share



65,563.48

R1

67,356.59

R2

69,149.69

S1

64,424.41

S2

63,285.33

S&P 500



4,224.79

R1

4,266.50

R2

4,308.21

S1

4,173.74

S2

4,122.69

USD ZAR



14.2343

R1

14.5289

R2

14.8236

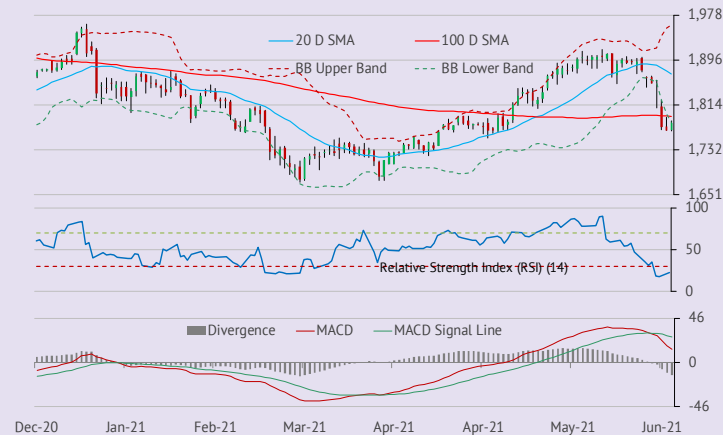
S1

13.8121

S2

13.39

XAU USD



\$1,781.80/oz

R1

\$1,843.73/oz

R2

\$1,905.67/oz

S1

\$1,743.33/oz

S2

\$1,704.87/oz

Disclaimer

This report and its contents are confidential, privileged and only for the information of the intended recipient. GTC (Pty) Ltd make no representations or warranties in respect of this report or its content and will not be liable for any loss or damage of any nature arising from this report, the content thereof, your reliance thereon its unauthorised use or any electronic viruses associated therewith. Please note that content does not necessarily represent or reflect the views and opinions of GTC (Pty) Ltd. This report is proprietary to GTC (Pty) Ltd and you may not copy or distribute the report without the prior written consent of the authors. Any feedback or contributions are most welcome.

formerly Grant Thornton Capital

a GTC, The Wanderers Office Park,
52 Corlett Drive, Illovo, 2196

p P O Box 55118, Illovo, 2116

t +27 (0) 10 597 6800

f +27 (0) 10 597 6801

w www.gtc.co.za

GTC (Pty) Ltd.

reg. no. 1996/001488/07

directors: G.K. Mockler, F.Dildar

An Authorised Financial
Services Provider

FSP no. 731

GTC is nationally represented in Johannesburg, Cape Town and Durban.

GTC Group of products and services include: Employee Benefits Consulting • Employee Benefits Administration • Private Client Wealth Management • Healthcare Consulting • Short-Term Risk Solutions • Stockbroking • Derivatives Trading • Unit Trust Management • Asset Management • Fiduciary Services