



ONE Minute Brief

21 JUNE 2021

 Economic and Political News

Karpowership faces second environmental complaint in South Africa (SA).

To Read More [Click Here](#)

Cosatu rejects government's proposed wage offer and instead puts forward a demand for a ZAR1,500 monthly gratuity and a 2% salary adjustment.

To Read More [Click Here](#)

Eskom probe into ZAR47bn inflated contracts has stalled.

To Read More [Click Here](#)

SA ready for global policy tightening, says central bank governor Lesetja Kganyago.

To Read More [Click Here](#)

 **South Africa Market** ▼

South African markets closed in the red on Friday, amid concerns over a third wave of Covid-19 infections.

To Read More [Click Here](#)

JSE All Share (ZAR)		JSE Top 40 (ZAR)		JSE Africa Fin. (ZAR)	
▼ 65,635.23		▼ 59,503.87		▼ 12,994.92	
1 Day Chg	1 D % Chg	1 Day Chg	1 D % Chg	1 Day Chg	1 D % Chg
-950.25	-1.43	-896.01	-1.48	-271.04	-2.04
WTD % Chg.	MTD % Chg.	WTD % Chg.	MTD % Chg.	WTD % Chg.	MTD % Chg.
NA	-3.43	NA	-3.69	NA	-3.43
Prev. Month % Chg	YTD % Chg.	Prev. Month % Chg	YTD % Chg.	Prev. Month % Chg	YTD % Chg.
1.53	10.48	1.12	9.42	9.04	7.75

 **US Market** ▼

US markets closed weaker on Friday, following hawkish comments by Federal Reserve (Fed) official James Bullard.

S&P 500 futures 

To Read More [Click Here](#)

S&P 500 (USD)		Nasdaq Composite (USD)		DJIA (USD)	
▼ 4,166.45		▼ 14,030.38		▼ 33,290.08	
1 Day Chg	1 D % Chg	1 Day Chg	1 D % Chg	1 Day Chg	1 D % Chg
-55.41	-1.31	-130.97	-0.92	-533.37	-1.58
WTD % Chg.	MTD % Chg.	WTD % Chg.	MTD % Chg.	WTD % Chg.	MTD % Chg.
NA	-0.90	NA	2.05	NA	-3.59
Prev. Month % Chg	YTD % Chg.	Prev. Month % Chg	YTD % Chg.	Prev. Month % Chg	YTD % Chg.
0.55	10.93	-1.53	8.86	1.93	8.77

JSE All Share

S&P 500

 **Top Gainers**

Tsogo Sun Hotels Ltd	12.2%	-6.3%
Raubex Group Ltd	8.4%	-6.1%
RFG Holdings Ltd	4.5%	-6.0%
Royal Bafokeng Platinum Ltd	4.4%	-5.7%
Textainer Group Holdings Ltd	4.2%	-5.2%

Top Losers 

Montauk Renewables Inc
Sasol Ltd
Blue Label Telecoms Ltd
Reunert Ltd
Sappi Ltd

 **Top Gainers**

Lennar Corp	3.7%	-6.0%
Adobe Inc	2.6%	-5.5%
Enphase Energy Inc	2.4%	-5.1%
Generac Holdings Inc	2.0%	-4.8%
ABIOMED Inc	1.9%	-4.8%

Top Losers 

Globe Life Inc
Baker Hughes Co
FMC Corp
Lincoln National Corp
State Street Corp

 **UK Market** ▼

UK markets finished lower on Friday, weighed down by losses in financial and commodity sector stocks.

FTSE 100 futures 

To Read More [Click Here](#)

FTSE 100 (GBP)		DAX 30 (EUR)		CAC 40 (EUR)	
▼ 7,017.47		▼ 15,448.04		▼ 6,569.16	
1 Day Chg	1 D % Chg	1 Day Chg	1 D % Chg	1 Day Chg	1 D % Chg
-135.96	-1.90	-279.63	-1.78	-97.10	-1.46
WTD % Chg.	MTD % Chg.	WTD % Chg.	MTD % Chg.	WTD % Chg.	MTD % Chg.
NA	-0.07	NA	0.17	NA	1.89
Prev. Month % Chg	YTD % Chg.	Prev. Month % Chg	YTD % Chg.	Prev. Month % Chg	YTD % Chg.
0.76	8.62	1.88	12.61	2.83	18.33

 **Asia Market** ▼

Asian markets are trading lower this morning, following the Fed's surprise hawkish remarks last week. The Nikkei 225 Index is trading 3.9% lower at 27,847.27.

*As at 6:00 SAST

To Read More [Click Here](#)

Nikkei 225* (JPY)		Shanghai Composite* (CNY)		Hang Seng* (HKD)	
▼ 27,847.27		▼ 3,517.18		▼ 28,401.87	
1 Day Chg	1 D % Chg	1 Day Chg	1 D % Chg	1 Day Chg	1 D % Chg
-1,116.81	-3.86	-7.92	-0.22	-399.40	-1.39
WTD % Chg.	MTD % Chg.	WTD % Chg.	MTD % Chg.	WTD % Chg.	MTD % Chg.
NA	0.36	NA	-2.50	NA	-1.20
Prev. Month % Chg	YTD % Chg.	Prev. Month % Chg	YTD % Chg.	Prev. Month % Chg	YTD % Chg.
0.16	5.54	4.89	1.50	1.49	5.77

FTSE 100

 **Top Gainers**

Fresnillo Plc	2.3%	-5.7%	Melrose Industries Plc
Pershing Square Holdings Ltd	0.8%	-5.1%	Anglo American Plc
Auto Trader Group Plc	0.5%	-4.7%	Mondi Plc
J Sainsbury Plc	0.3%	-4.5%	Whitbread Plc
Admiral Group Plc	0.3%	-4.1%	Tesco Plc


Top Losers 


 **Top Gainers**


Nisshinbo Holdings Inc	0.8%	-6.2%	T&D Holdings Inc
Kawasaki Kisen Kaisha Ltd	0.4%	-5.8%	Toyota Tsusho Corp
Kubota Corp	0.1%	-5.6%	Mitsubishi Logistics Corp
		-5.6%	Shin-Etsu Chemical Co Ltd
		-5.6%	Nissan Chemical Corp

Top Losers 

 Currencies

USD  **USD/ZAR**


ZAR  **14.3944**





At 06:00 SAST, the US Dollar advanced 0.30% against the South African Rand.

The US Dollar rose against the South African Rand on Friday, after Fed signalled that it would raise interest rates sooner than expected.

To Read More [Click Here](#)


GBP  **GBP/ZAR**


ZAR  **19.8585**




At 06:00 SAST, the British Pound is trading 0.22% higher against the South African Rand.

The British Pound climbed against the South African Rand on Friday.


EUR  **EUR/ZAR**


ZAR  **17.0681**




At 06:00 SAST, the Euro rose 0.19% against the South African Rand.

The Euro strengthened against the South African Rand on Friday.

AUD  **AUD/ZAR**


ZAR  **10.7803**



At 06:00 SAST, the Australian Dollar is trading 0.45% firmer against the South African Rand.

The Australian Dollar gained against the South African Rand on Friday.

 Commodities

 **▲ 0.45%**

Brent (\$/barrel)


73.84

At 06:00 SAST, Brent crude oil rose, amid uncertainty over Iran nuclear deal.

To Read More [Click Here](#)

On Friday, Brent crude oil climbed, after the OPEC indicated a limited US oil output growth this year. Meanwhile, Baker Hughes reported that US oil rig count rose by 8 to 373 last week.

To Read More [Click Here](#)

 **▲ 0.35%**


Gold (\$/oz)

1,774.10

At 06:00 SAST, gold prices edged higher, amid drop in the US Treasury yields.

To Read More [Click Here](#)

On Friday, gold prices fell.


 **▼ -1.04%**

Platinum (\$/oz)

1,030.20

At 06:00 SAST, platinum prices declined.

On Friday, platinum prices dropped.

 **Copper (\$/MT)***

9,119.75

On Friday, copper prices have fallen.

* As of previous close

Major South African Corporate News

Capitec Bank Holdings Limited

Expects 1H21 earnings to be more than ZAR3.30bn from ZAR841.00mn posted in the same period last year.

To Read More

[Click Here](#)

Fortress REIT Limited

Entered into a binding agreement to develop a new distribution center for Pick n Pay at its Eastport Logistics Park.

To Read More

[Click Here](#)

Steinhoff Investment Hldgs Ltd

1H21 revenue advanced 8.0% to ZAR36.47bn from the same period of the preceding year.

To Read More

[Click Here](#)

Major Global Economic News



Eurozone

Eurozone's current account surplus widened in April.

Germany's producer price index (PPI) climbed more than expected in May.



Asia













The Bank of Japan (BoJ) kept its key interest rate unchanged and extended a September deadline for its pandemic-relief programme.



UK

Retail sales unexpectedly dropped in May.

 Economic Calendar

Country	SAST	Economic Indicator	Relevance	Consensus	Previous	Frequency
 Switzerland	10:00	Domestic Sight Deposits (CHF) (18-Jun)	★	-	CHF630,837.00mn	Weekly
 Switzerland	10:00	Total Sight Deposits (CHF) (18-Jun)	★	-	CHF711,014.00mn	Weekly
 UK	13:20	BoE's Sam Woods Speech	★	-	-	As Scheduled
 Eurozone	13:45	European Parliament Committee on Economic and Monetary Affairs Meeting	★	-	-	As Scheduled
 Eurozone	14:30	ECB's Lagarde Speech	★	-	-	As Scheduled
 US	14:30	Chicago Fed National Activity Index (May)	★★★	-	0.24	Monthly
 US	15:30	Fed's Bullard Speech	★	-	-	As Scheduled
 UK	15:40	Tom Mutton Speech	★	-	-	As Scheduled
 Eurozone	16:00	ECB's Elizabeth McCaul Speech	★	-	-	As Scheduled
 Eurozone	16:15	ECB's Lagarde Speech	★	-	-	As Scheduled
 UK	17:40	BoE's Victoria Cleland Speech	★	-	-	As Scheduled
 US	21:00	Fed's Williams speech	★	-	-	As Scheduled

Note: ★★★ High ★★ Medium ★ Low

 40 best performers on the All Share Index

Company Name	Last Close	1Week % Change	MTD % Change	YTD % Change
ArcelorMittal South Africa Ltd	491	-5.58	-6.12	391.00
Grindrod Shipping Holdings Ltd	15356	25.87	29.02	194.06
Texton Property Fund Ltd	380	18.75	46.15	163.89
PPC Ltd	295	-1.34	-11.94	113.77
Steinhoff International Holdings NV	192	1.05	2.67	84.62
Distell Group Holdings Ltd	16990	-1.34	0.13	78.77
Tsogo Sun Holdings Ltd	905	0.44	16.03	77.45
Motus Holdings Ltd	9600	2.30	1.05	74.69
MTN Group Ltd	10373	-4.09	4.31	72.34
Raubex Group Ltd	3598	12.44	9.43	68.84
Mpact Ltd	2338	-1.56	2.36	68.81
Stadio Holdings Ltd	328	2.50	8.61	68.21
Truworths International Ltd	5659	-2.36	2.98	61.20
Sun International Ltd/South Africa	1990	0.15	6.59	60.74
Royal Bafokeng Platinum Ltd	9821	-1.79	-3.57	58.09
City Lodge Hotels Ltd	394	-2.96	-4.83	57.60
Sasol Ltd	21089	-9.24	-5.82	57.46
Reunert Ltd	5401	-0.48	2.06	56.53
Investec PLC	5864	-0.20	-2.19	55.75
RMB Holdings Ltd	129	-0.77	-7.86	55.14
Dis-Chem Pharmacies Ltd	3224	3.17	6.88	55.01

Company Name	Last Close	1Week % Change	MTD % Change	YTD % Change
Advtech Ltd	1440	-3.16	2.86	53.84
Foschini Group Ltd/The	15620	1.49	-17.89	52.67
Transaction Capital Ltd	3761	-0.05	3.55	51.89
Investec Ltd	5565	-1.40	-3.08	51.88
Telkom SA SOC Ltd	4631	-3.10	-2.61	50.80
Invicta Holdings Ltd	2600	3.67	6.12	50.72
Massmart Holdings Ltd	6278	-7.20	-3.58	49.41
Emira Property Fund Ltd	927	-3.44	-4.33	48.26
Hammerson PLC	766	-9.13	0.79	48.14
Attacq Ltd	730	-0.68	5.04	46.88
Pepkor Holdings Ltd	2000	-0.45	-0.25	46.74
Hudaco Industries Ltd	11350	-0.92	-0.56	45.93
Life Healthcare Group Holdings Ltd	2431	-1.50	12.03	44.53
Lewis Group Ltd	3030	-7.62	-11.69	43.52
MAS Real Estate Inc	1825	1.39	11.08	43.14
SA Corporate Real Estate Ltd	225	1.81	4.17	41.89
Long4Life Ltd	460	0.00	-1.08	39.82
Woolworths Holdings Ltd/South Africa	5523	-0.56	-0.93	39.68
Vukile Property Fund Ltd	1095	-6.49	8.96	36.87
JSE All Share Index	65635.0	-3.08	-3.43	10.48

Disclaimer

This report and its contents are confidential, privileged and only for the information of the intended recipient. GTC (Pty) Ltd make no representations or warranties in respect of this report or its content and will not be liable for any loss or damage of any nature arising from this report, the content thereof, your reliance thereon its unauthorised use or any electronic viruses associated therewith. Please note that content does not necessarily represent or reflect the views and opinions of GTC (Pty) Ltd. This report is proprietary to GTC (Pty) Ltd and you may not copy or distribute the report without the prior written consent of the authors. Any feedback or contributions are most welcome.

formerly Grant Thornton Capital

<p>a GTC, The Wanderers Office Park, 52 Corlett Drive, Illovo, 2196</p>	<p>t +27 (0) 10 597 6800</p>	<p>GTC (Pty) Ltd.</p>	<p>An Authorised Financial</p>
<p>p P O Box 55118, Illovo, 2116</p>	<p>f +27 (0) 10 597 6801</p>	<p>reg. no. 1996/001488/07</p>	<p>Services Provider</p>
<p>GTC is nationally represented in Johannesburg, Cape Town and Durban.</p>	<p>w www.gtc.co.za</p>	<p>directors: G.K. Mockler, F.Dildar</p>	<p>FSP no. 731</p>

GTC Group of products and services include: Employee Benefits Consulting • Employee Benefits Administration • Private Client Wealth Management • Healthcare Consulting • Short-Term Risk Solutions • Stockbroking • Derivatives Trading • Unit Trust Management • Asset Management • Fiduciary Services