



ONE **Brief** Minute

3 JUNE 2021



 Economic and Political News

Investigation clears Eskom CEO Andre de Ruyter of racism, abuse of power and other irregularities.

To Read More [Click Here](#)



South Africa (SA) expects US Food & Drug Administration (FDA) to approve Johnson & Johnson Covid-19 vaccines by Friday.

To Read More [Click Here](#)



National Union of Mineworkers (NUM) declares dispute with Eskom as wage negotiations fail.

To Read More [Click Here](#)



Eskom claims it under-recovered ZAR8.4bn in 2020/21.

To Read More [Click Here](#)



Economic Freedom Fighters (EFF) threatens to withdraw its support to amend section 25 of the constitution.

To Read More [Click Here](#)



 South Africa Market ▲

South African markets closed in the green yesterday, boosted by gains in energy sector stocks.

To Read More [Click Here](#)

JSE All Share (ZAR)		JSE Top 40 (ZAR)		JSE Africa Fin. (ZAR)	
▲ 69,049.04		▲ 62,786.67		▲ 13,646.40	
1 Day Chg	1 D % Chg	1 Day Chg	1 D % Chg	1 Day Chg	1 D % Chg
126.18	0.18	87.77	0.14	71.12	0.52
WTD % Chg.	MTD % Chg.	WTD % Chg.	MTD % Chg.	WTD % Chg.	MTD % Chg.
2.21	1.60	2.35	1.62	1.46	1.42
Prev. Month % Chg	YTD % Chg.	Prev. Month % Chg	YTD % Chg.	Prev. Month % Chg	YTD % Chg.
1.53	16.23	1.12	15.46	9.04	13.15

 US Market ▲

US markets closed firmer yesterday, ahead of key US economic data.

S&P 500 futures ↑

To Read More [Click Here](#)

S&P 500 (USD)		Nasdaq Composite (USD)		DJIA (USD)	
▲ 4,208.12		▲ 13,756.33		▲ 34,600.38	
1 Day Chg	1 D % Chg	1 Day Chg	1 D % Chg	1 Day Chg	1 D % Chg
6.08	0.14	19.85	0.14	25.07	0.07
WTD % Chg.	MTD % Chg.	WTD % Chg.	MTD % Chg.	WTD % Chg.	MTD % Chg.
0.10	0.10	0.06	0.06	0.21	0.21
Prev. Month % Chg	YTD % Chg.	Prev. Month % Chg	YTD % Chg.	Prev. Month % Chg	YTD % Chg.
0.55	12.04	-1.53	6.74	1.93	13.05

JSE All Share

S&P 500

 Top Gainers

Omnia Holdings Ltd	8.0%	-2.4%	Santam Ltd
SA Corporate Real Estate Ltd	5.5%	-2.1%	Pan African Resources Plc
City Lodge Hotels Ltd	4.9%	-2.1%	KAP Industrial Holdings Ltd
Arrowhead Properties	4.0%	-2.0%	Mediclinic International Plc
Telkom SA SOC Ltd	3.5%	-1.9%	BHP Group Plc

Top Losers 

 Top Gainers

Schlumberger NV	7.7%	-5.2%	Nucor Corp
Etsy Inc	7.2%	-5.0%	Tapestry Inc
HollyFrontier Corp	6.1%	-4.1%	PVH Corp
Invesco Ltd	4.7%	-3.7%	L Brands Inc
American Airlines Group Inc	4.7%	-3.2%	Take-Two Interactive Software Inc

Top Losers 

 UK Market 

UK markets finished higher yesterday, buoyed by gains in energy and banking sector stocks.

FTSE 100 futures 

To Read More [Click Here](#)

FTSE 100 (GBP)		DAX 30 (EUR)		CAC 40 (EUR)	
▲ 7,108		▲ 15,602.71		▲ 6,521.52	
1 Day Chg	1 D % Chg	1 Day Chg	1 D % Chg	1 Day Chg	1 D % Chg
27.54	0.39	35.35	0.23	32.12	0.49
WTD % Chg.	MTD % Chg.	WTD % Chg.	MTD % Chg.	WTD % Chg.	MTD % Chg.
1.22	1.22	0.53	1.18	0.58	1.15
Prev. Month % Chg	YTD % Chg.	Prev. Month % Chg	YTD % Chg.	Prev. Month % Chg	YTD % Chg.
0.76	10.02	1.88	13.73	2.83	17.48

 Asia Market 

Asian markets are trading mostly higher this morning, as investors await the release of US jobs data. The Nikkei 225 Index is trading 0.4% higher at 29,051.04.

*As at 6:00 SAST

To Read More [Click Here](#)

Nikkei 225* (JPY)		Shanghai Composite* (CNY)		Hang Seng* (HKD)	
▲ 29,051.04		▲ 3,610.90		▼ 29,175.80	
1 Day Chg	1 D % Chg	1 Day Chg	1 D % Chg	1 Day Chg	1 D % Chg
104.90	0.36	13.76	0.38	-121.82	-0.42
WTD % Chg.	MTD % Chg.	WTD % Chg.	MTD % Chg.	WTD % Chg.	MTD % Chg.
-0.70	0.30	-0.10	-0.51	0.59	0.50
Prev. Month % Chg	YTD % Chg.	Prev. Month % Chg	YTD % Chg.	Prev. Month % Chg	YTD % Chg.
0.16	5.47	4.89	3.57	1.49	7.59

FTSE 100

 Top Gainers

Burberry Group Plc	3.5%	-2.1%
Rolls-Royce Holdings Plc	3.1%	-1.8%
Royal Dutch Shell Plc- Class B	2.6%	-1.8%
British Land Co Plc	2.3%	-1.6%
BP Plc	2.2%	-1.6%

Top Losers 

Kingfisher Plc		
Melrose Industries Plc		
Johnson Matthey Plc		
Weir Group Plc		
SSE Plc		

Nikkei 225



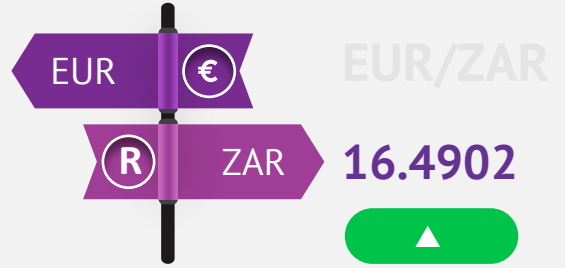

 Top Gainers

Sumitomo Dainippon Pharma Co Ltd	4.7%	-7.0%
Casio Computer Co Ltd	4.6%	-4.6%
Advantest Corp	4.2%	-3.0%
Ajinomoto Co Inc	3.9%	-2.6%
Japan Steel Works Ltd	3.8%	-2.6%





Top Losers 

Denka Co Ltd		
Fast Retailing Co Ltd		
CyberAgent Inc		
NEXON Co.Ltd		
Shinsei Bank Ltd		

 Currencies

 <p>USD/ZAR 13.5098</p> <p>▲</p> <p>At 06:00 SAST, the US Dollar retreated 0.07% against the South African Rand. The US Dollar fell against the South African Rand yesterday.</p>	 <p>GBP/ZAR 19.1420</p> <p>▲</p> <p>At 06:00 SAST, the British Pound is trading 0.08% weaker against the South African Rand. The British Pound declined against the South African Rand yesterday.</p>	 <p>EUR/ZAR 16.4902</p> <p>▲</p> <p>At 06:00 SAST, the Euro fell 0.11% against the South African Rand. The Euro weakened against the South African Rand yesterday.</p>	 <p>AUD/ZAR 10.4634</p> <p>▲</p> <p>At 06:00 SAST, the Australian Dollar is trading 0.17% lower against the South African Rand. The Australian Dollar dropped against the South African Rand yesterday.</p>
--	--	--	---

 Commodities

 <p>▲ 0.63%</p> <p>Brent (\$/barrel) 71.80</p> <p>At 06:00 SAST, Brent crude oil rose, after the API reported that crude oil inventories declined by 5.4mn bls last week. Yesterday, Brent crude oil climbed, amid delay in the US-Iran nuclear negotiations.</p> <p>To Read More Click Here</p>	 <p>▼ -0.01%</p> <p>Gold (\$/oz) 1,907.40</p> <p>At 06:00 SAST, gold prices edged marginally lower. Yesterday, gold prices rose, amid drop in the US Treasury yields.</p> <p>To Read More Click Here</p>	 <p>▲ 0.13%</p> <p>Platinum (\$/oz) 1,194.20</p> <p>At 06:00 SAST, platinum prices gained. Yesterday, platinum prices dropped.</p>	 <p>Copper (\$/MT)* 10,130.65</p> <p>Yesterday, copper prices have fallen. * As of previous close</p>
--	---	---	--

Major South African Corporate News

Datatec Limited

Announced that its subsidiary, Logicalis Group has acquired Siticom, a leading 5G integrator based in Germany.

To Read More

[Click Here](#)

Oceana Group Limited

1H21 revenues declined 2.0% to ZAR3.57bn compared to the same period last year.

To Read More

[Click Here](#)

Major Global Economic News



US

The MBA mortgage applications dropped in the week ended 28 May 2021.

Fed's Beige Book survey indicated that the US economy expanded at a "moderate pace" from early April to late May.



Eurozone

Eurozone's producer price index (PPI) advanced more than expected in April.

Germany's retail sales fell more than expected in April.



Asia

Australia's trade surplus widened in April.

Australia's retail sales rose in April.

Japan's Jibun Bank services PMI eased in May.

Australia's Commonwealth Bank services PMI fell in May.














UK

Net consumer credit unexpectedly dropped in April.

Mortgage approvals for house purchases rose more than expected in April.

 Economic Calendar

Country	SAST	Economic Indicator	Relevance	Consensus/*Actuals	Previous	Frequency
 Japan	02:30	Nikkei Japan Services PMI (May) (F)	★★	46.50*	49.50	Monthly
 China	03:45	Caixin Services PMI (May)	★★★	55.10*	56.30	Monthly
 Germany	09:55	Markit Services PMI (May) (F)	★★★	52.80	49.90	Monthly
 Eurozone	10:00	Markit Services PMI (May) (F)	★★★	55.10	50.50	Monthly
 South Africa	13:00	Electricity Consumption (YoY) (Apr)	★	-	3.00%	Monthly
 South Africa	13:00	Electricity Production (YoY) (Apr)	★	-	1.80%	Monthly
 US	14:15	ADP Employment Change (May)	★★★	650.00K	742.00K	Monthly
 US	14:30	Initial Jobless Claims (29-May)	★★★	390.00K	406.00K	Weekly
 US	15:45	Markit Services PMI (May) (F)	★★★	70.10	64.70	Monthly
 US	16:00	ISM Services Index (May)	★★★	63.00	62.70	Monthly
 US	17:00	EIA Crude Oil Stocks Change (Barrels) (28-May)	★★★	-2.11mn	-1.66mn	Weekly

Note: ★★★ High ★★ Medium ★ Low

Disclaimer

This report and its contents are confidential, privileged and only for the information of the intended recipient. GTC (Pty) Ltd make no representations or warranties in respect of this report or its content and will not be liable for any loss or damage of any nature arising from this report, the content thereof, your reliance thereon its unauthorised use or any electronic viruses associated therewith. Please note that content does not necessarily represent or reflect the views and opinions of GTC (Pty) Ltd. This report is proprietary to GTC (Pty) Ltd and you may not copy or distribute the report without the prior written consent of the authors. Any feedback or contributions are most welcome.

formerly Grant Thornton Capital

<p>a GTC, The Wanderers Office Park, 52 Corlett Drive, Illovo, 2196</p>	<p>t +27 (0) 10 597 6800</p>	<p>GTC (Pty) Ltd.</p>	<p>An Authorised Financial</p>
<p>p P O Box 55118, Illovo, 2116</p>	<p>f +27 (0) 10 597 6801</p>	<p>reg. no. 1996/001488/07</p>	<p>Services Provider</p>
<p>GTC is nationally represented in Johannesburg, Cape Town and Durban.</p>	<p>w www.gtc.co.za</p>	<p>directors: G.K. Mockler, F.Dildar</p>	<p>FSP no. 731</p>

GTC Group of products and services include: Employee Benefits Consulting • Employee Benefits Administration • Private Client Wealth Management • Healthcare Consulting • Short-Term Risk Solutions • Stockbroking • Derivatives Trading • Unit Trust Management • Asset Management • Fiduciary Services