

ONE Minute Brief

19 MAY 2021

 Economic and Political News

National Union of Metalworkers of SA (Numsa) demands 15% wage increase in steel and engineering sector.

To Read More [Click Here](#)

Eskom warns load shedding will continue in the evenings from 5pm to 10pm throughout this winter.

To Read More [Click Here](#)

South Africa's (SA) economic growth remains weak, country at risk of further downgrade, warns Moody's.

To Read More [Click Here](#)

Organisation Undoing Tax Abuse (Outa) seeks to halt the bailout of South African Airways subsidiaries.

To Read More [Click Here](#)

Government to establish a special economic zone (SEZ) for the information and communication technology (ICT) sector, says Ndabeni-Abrahams.

To Read More [Click Here](#)

South Africa Market ▲

South African markets closed in the green yesterday, boosted by gains in retail, mining and financial sector stocks.

To Read More [Click Here](#)

JSE All Share (ZAR)		JSE Top 40 (ZAR)		JSE Africa Fin. (ZAR)	
▲ 67,254.92		▼ 61,189.94		▲ 12,688.56	
1 Day Chg	1 D % Chg	1 Day Chg	1 D % Chg	1 Day Chg	1 D % Chg
37.81	0.06	-3.28	-0.01	76.68	0.61
WTD % Chg.	MTD % Chg.	WTD % Chg.	MTD % Chg.	WTD % Chg.	MTD % Chg.
0.99	0.47	1.02	0.15	0.02	2.82
Prev. Month % Chg	YTD % Chg.	Prev. Month % Chg	YTD % Chg.	Prev. Month % Chg	YTD % Chg.
0.68	13.21	0.35	12.52	0.59	5.21

US Market ▼

US markets closed weaker yesterday, led by losses in technology stocks and following dismal US housing starts data.

S&P 500 futures ▼

To Read More [Click Here](#)

S&P 500 (USD)		Nasdaq Composite (USD)		DJIA (USD)	
▼ 4,127.83		▼ 13,303.64		▼ 34,060.66	
1 Day Chg	1 D % Chg	1 Day Chg	1 D % Chg	1 Day Chg	1 D % Chg
-35.46	-0.85	-75.41	-0.56	-267.13	-0.78
WTD % Chg.	MTD % Chg.	WTD % Chg.	MTD % Chg.	WTD % Chg.	MTD % Chg.
-1.10	-1.28	-0.94	-4.72	-0.93	0.55
Prev. Month % Chg	YTD % Chg.	Prev. Month % Chg	YTD % Chg.	Prev. Month % Chg	YTD % Chg.
5.24	9.90	5.40	3.22	2.71	11.29

JSE All Share

Top Gainers

Telkom SA SOC Ltd	13.8%	-8.4%
Arrowhead Properties	5.4%	-5.4%
Distell Group Holdings Ltd	5.0%	-4.0%
Remgro Ltd	4.7%	-2.9%
Bid Corp Ltd	3.9%	-2.9%

Top Losers

PSG Konsult Ltd
Liberty Two Degrees
Curro Holdings Ltd
Santam Ltd
Montauk Renewables Inc

S&P 500

Top Gainers

CVS Health Corp	4.8%	-5.8%
ViacomCBS Inc –Class B	4.6%	-4.2%
Enphase Energy Inc	3.5%	-4.2%
Live Nation Entertainment Inc	3.0%	-4.2%
Walmart Inc	2.2%	-3.7%

Top Losers

AT&T Inc
Molson Coors Brewing Co- Class B
Western Digital Corp
Chevron Corp
Gap Inc


 UK Market ▲

UK markets finished higher yesterday, buoyed by gains in mining and energy sector stocks and upbeat local jobs data.

FTSE 100 futures ▼

To Read More [Click Here](#)

FTSE 100 (GBP)		DAX 30 (EUR)		CAC 40 (EUR)	
▲ 7,034.24		▼ 15,386.58		▼ 6,353.67	
1 Day Chg	1 D % Chg	1 Day Chg	1 D % Chg	1 Day Chg	1 D % Chg
1.39	0.02	-10.04	-0.07	-13.68	-0.21
WTD % Chg.	MTD % Chg.	WTD % Chg.	MTD % Chg.	WTD % Chg.	MTD % Chg.
-0.13	0.92	-0.19	1.66	-0.49	1.34
Prev. Month % Chg	YTD % Chg.	Prev. Month % Chg	YTD % Chg.	Prev. Month % Chg	YTD % Chg.
3.82	8.88	0.85	12.16	3.33	14.45


 Asia Market ▼

Asian markets are trading lower this morning, amid concerns over rising inflation. The Nikkei 225 Index is trading 1.4% lower at 28,015.64.

*As at 6:00 SAST, #Values as on 18 May 2021

To Read More [Click Here](#)

Nikkei 225* (JPY)		Shanghai Composite* (CNY)		Hang Seng# (HKD)	
▼ 28,015.64		▼ 3,514.39		▲ 28,593.81	
1 Day Chg	1 D % Chg	1 Day Chg	1 D % Chg	1 Day Chg	1 D % Chg
-391.20	-1.38	-14.63	-0.41	399.72	1.42
WTD % Chg.	MTD % Chg.	WTD % Chg.	MTD % Chg.	WTD % Chg.	MTD % Chg.
1.15	-1.41	1.11	2.38	2.02	-0.46
Prev. Month % Chg	YTD % Chg.	Prev. Month % Chg	YTD % Chg.	Prev. Month % Chg	YTD % Chg.
-1.25	3.51	0.14	1.61	1.22	5.00

FTSE 100


 Top Gainers

International Consolidated Airlines Group	3.6%	-8.9%	Vodafone Group Plc
Sage Group Plc	3.1%	-5.2%	Antofagasta Plc
JD Sports Fashion Plc	2.8%	-2.3%	Fresnillo Plc
Natwest Group Plc	2.7%	-1.7%	DCC Plc
BT Group Plc	2.6%	-1.3%	Pearson Plc














 Top Losers


 Top Gainers








Japan Steel Works Ltd	4.6%	-5.1%	Fujikura Ltd
Mitsubishi Chemical Holdings Corp	3.0%	-4.8%	Mitsui Chemicals Inc
Kajima Corp	2.9%	-4.5%	Nippon Light Metal Holdings Co Ltd
Kawasaki Kisen Kaisha Ltd	2.5%	-4.1%	Dentsu Group Inc d
JTEKT Corp	1.7%	-3.7%	Rakuten Inc


 Top Losers

 Currencies

<div><div><div>USD</div><div></div></div><div><div> ZAR</div><div>14.0212</div></div><div></div></div> <p>At 06:00 SAST, the US Dollar advanced 0.15% against the South African Rand.</p> <p>The US Dollar fell against the South African Rand yesterday, amid worries that the Federal Reserve would raise interest rates sooner than anticipated.</p> <div>To Read More Click Here</div>	<div><div><div>GBP</div><div></div></div><div><div> ZAR</div><div>19.8916</div></div><div></div></div> <p>At 06:00 SAST, the British Pound is trading 0.13% higher against the South African Rand.</p> <p>The British Pound declined against the South African Rand yesterday.</p> <div>To Read More Click Here</div>	<div><div><div>EUR</div><div></div></div><div><div> ZAR</div><div>17.1485</div></div><div></div></div> <p>At 06:00 SAST, the Euro rose 0.21% against the South African Rand.</p> <p>The Euro weakened against the South African Rand yesterday.</p> <div>To Read More Click Here</div>	<div><div><div>AUD</div><div></div></div><div><div> ZAR</div><div>10.9244</div></div><div></div></div> <p>At 06:00 SAST, the Australian Dollar is trading 0.15% firmer against the South African Rand.</p> <p>The Australian Dollar dropped against the South African Rand yesterday.</p> <div>To Read More Click Here</div>
---	--	---	---

 Commodities

<div><div></div><div><div> -1.12%</div><div>Brent (\$/barrel)</div><div>67.94</div></div></div> <p>At 06:00 SAST, Brent crude oil declined, after the American Petroleum Institute (API) reported that crude oil inventories rose by 620,000 bls last week.</p> <p>Yesterday, Brent crude oil dropped, on reports of progress in Iran nuclear deal talks.</p> <div>To Read More Click Here</div>	<div><div></div><div><div> 0.09%</div><div>Gold (\$/oz)</div><div>1,869.60</div></div></div> <p>At 06:00 SAST, gold prices edged higher.</p> <p>Yesterday, gold prices slightly rose, amid weakness in the greenback.</p> <div>To Read More Click Here</div>	<div><div></div><div><div> -0.30%</div><div>Platinum (\$/oz)</div><div>1,221.60</div></div></div> <p>At 06:00 SAST, platinum prices declined.</p> <p>Yesterday, platinum prices dropped.</p> <div>To Read More Click Here</div>	<div><div></div><div><div>Copper (\$/MT)*</div><div>10,376.25</div></div></div> <p>Yesterday, copper prices have risen.</p> <p>* As of previous close</p>
--	--	--	---

Major South African Corporate News

Spar Group Limited

Group turnover increased by 7.5% to ZAR64.20bn for the six months ended 31 March 2021.

To Read More

[Click Here](#)

Telkom SA SOC Limited

Headline earnings per share (HEPS) is expected to rise between 145% to 155% compared to last year.

To Read More

[Click Here](#)

Vodacom Group Limited

FY21 revenues rose to ZAR98.30bn from ZAR90.75bn posted in the previous year.

To Read More

[Click Here](#)

Major Global Economic News



US

Housing starts declined more than expected in April.

Building permits rose in April.



Eurozone

Eurozone's trade surplus narrowed in March.

Eurozone's gross domestic product (GDP) declined as expected in 1Q21.

European Central Bank (ECB) President, Christine Lagarde indicated that the central bank remains committed to further support Eurozone's economy.



Asia

Australia's Westpac consumer confidence index dropped in May.














UK

The ILO unemployment rate unexpectedly dropped in March.

Average earnings including bonus rose less than expected in March.

 Economic Calendar

Country	SAST	Economic Indicator	Relevance	Consensus/*Actuals	Previous	Frequency
 Japan	06:30	Capacity Utilisation (MoM) (Mar)	★	5.60%*	-2.80%	Monthly
 Japan	06:30	Industrial Production (MoM) (Mar) (F)	★★★	1.70%*	-1.30%	Monthly
 South Africa	10:00	Consumer Price Index (YoY) (Apr)	★★	-	3.20%	Monthly
 UK	10:30	House Price Index (YoY) (Mar)	★	-	8.60%	Monthly
 Eurozone	11:00	Consumer Price Index (YoY) (Apr) (F)	★★★	1.70%	1.30%	Monthly
 South Africa	13:00	Retail Sales (MoM) (Mar)	★★	-	6.90%	Monthly
 South Africa	13:00	Retail Sales (YoY) (Mar)	★★	-	2.30%	Monthly
 US	13:00	MBA Mortgage Applications (14-May)	★	-	2.10%	Weekly
 Canada	14:30	Consumer Price Index n.s.a. (MoM) (Apr)	★★★	0.60%	0.50%	Monthly
 Canada	14:30	Consumer Price Index (YoY) (Apr)	★★★	2.30%	2.20%	Monthly
 US	16:30	EIA Crude Oil Stocks Change (Barrels) (14-May)	★★★	-	-0.43mn	Weekly

Note: ★★★ High ★★ Medium ★ Low

Disclaimer

This report and its contents are confidential, privileged and only for the information of the intended recipient. GTC (Pty) Ltd make no representations or warranties in respect of this report or its content and will not be liable for any loss or damage of any nature arising from this report, the content thereof, your reliance thereon its unauthorised use or any electronic viruses associated therewith. Please note that content does not necessarily represent or reflect the views and opinions of GTC (Pty) Ltd. This report is proprietary to GTC (Pty) Ltd and you may not copy or distribute the report without the prior written consent of the authors. Any feedback or contributions are most welcome.

formerly Grant Thornton Capital

a GTC, The Wanderers Office Park,
52 Corlett Drive, Illovo, 2196
p P O Box 55118, Illovo, 2116

t +27 (0) 10 597 6800
f +27 (0) 10 597 6801
w www.gtc.co.za

GTC (Pty) Ltd.
reg. no. 1996/001488/07
directors: G.K. Mockler, F.Dildar

An Authorised Financial
Services Provider
FSP no. 731

GTC is nationally represented in Johannesburg, Cape Town and Durban.

GTC Group of products and services include: Employee Benefits Consulting • Employee Benefits Administration • Private Client Wealth Management • Healthcare Consulting • Short-Term Risk Solutions • Stockbroking • Derivatives Trading • Unit Trust Management • Asset Management • Fiduciary Services