



# ONE Minute Brief

12 MAY 2021



 Economic and Political News

**South Africa's (SA) manufacturing production rises 4.60% YoY in March, compared to a revised drop of 2.50% February.**

To Read More [Click Here](#)



**Public Investment Corporation (PIC) staff warn of executives causing an 'existential crisis'.**

To Read More [Click Here](#)



**Special Investigating Unit reveals 'significant progress' as it probes PPE contracts worth ZAR40bn.**

To Read More [Click Here](#)



**State unlikely to freeze public-sector wages for three years, says Fitch.**

To Read More [Click Here](#)



**ANC confident Ace Magashule will apologise for attempting to suspend Cyril Ramaphosa, says ANC deputy secretary-general Jessie Duarte.**

To Read More [Click Here](#)



 **South Africa Market** ▼

South African markets closed in the red yesterday, led by losses in mining and technology sector stocks.

To Read More [Click Here](#)

JSE All Share (ZAR)		JSE Top 40 (ZAR)		JSE Africa Fin. (ZAR)	
▼ 67,241.20		▼ 61,320.37		▼ 12,659.08	
1 Day Chg	1 D % Chg	1 Day Chg	1 D % Chg	1 Day Chg	1 D % Chg
-1,136.03	-1.66	-1,069.02	-1.71	-81.31	-0.64
WTD % Chg.	MTD % Chg.	WTD % Chg.	MTD % Chg.	WTD % Chg.	MTD % Chg.
-1.87	0.45	-2.00	0.37	-0.40	2.58
Prev. Month % Chg	YTD % Chg.	Prev. Month % Chg	YTD % Chg.	Prev. Month % Chg	YTD % Chg.
0.68	13.18	0.35	12.76	0.59	4.97

 **US Market** ▼

US markets closed weaker yesterday, amid fears that rising inflation could lead to higher interest rates.

S&P 500 futures 

To Read More [Click Here](#)

S&P 500 (USD)		Nasdaq Composite (USD)		DJIA (USD)	
▼ 4,152.10		▼ 13,389.43		▼ 34,269.16	
1 Day Chg	1 D % Chg	1 Day Chg	1 D % Chg	1 Day Chg	1 D % Chg
-36.33	-0.87	-12.43	-0.09	-473.66	-1.36
WTD % Chg.	MTD % Chg.	WTD % Chg.	MTD % Chg.	WTD % Chg.	MTD % Chg.
-1.90	-0.70	-2.64	-4.11	-1.46	1.16
Prev. Month % Chg	YTD % Chg.	Prev. Month % Chg	YTD % Chg.	Prev. Month % Chg	YTD % Chg.
5.24	10.54	5.40	3.89	2.71	11.97

**JSE All Share**

**S&P 500**

 **Top Gainers**

Massmart Holdings Ltd	7.9%	-9.5%
Pepkor Holdings Ltd	6.1%	-5.6%
Afrimat Ltd	5.9%	-5.4%
Curro Holdings Ltd	2.1%	-4.7%
KAP Industrial Holdings Ltd	2.0%	-4.7%

**Top Losers** 

Textainer Group Holdings Ltd	-9.5%
Montauk Renewables Inc	-5.6%
Harmony Gold Mining Co Ltd	-5.4%
Capital & Counties Properties Plc	-4.7%
Hyprop Investments Ltd	-4.7%

 **Top Gainers**

NortonLifeLock Inc	10.8%	-12.0%
Freeport-McMoRan Inc	4.8%	-7.9%
ServiceNow Inc	3.2%	-5.9%
Perrigo Co Plc	2.8%	-4.7%
Eastman Chemical Co	2.8%	-4.6%

**Top Losers** 

Hanesbrands Inc	-12.0%
Occidental Petroleum Corp	-7.9%
Pioneer Natural Resources Co	-5.9%
HP Inc	-4.7%
DR Horton Inc	-4.6%

 UK Market ▼

UK markets finished lower yesterday, amid concerns over higher inflation.

FTSE 100 futures 

To Read More [Click Here](#)

FTSE 100 (GBP)		DAX 30 (EUR)		CAC 40 (EUR)	
▼ 6,947.99		▼ 15,119.75		▼ 6,267.39	
1 Day Chg	1 D % Chg	1 Day Chg	1 D % Chg	1 Day Chg	1 D % Chg
-175.69	-2.47	-280.66	-1.82	-118.60	-1.86
WTD % Chg.	MTD % Chg.	WTD % Chg.	MTD % Chg.	WTD % Chg.	MTD % Chg.
-2.55	-0.31	-1.82	-0.11	-1.85	-0.03
Prev. Month % Chg	YTD % Chg.	Prev. Month % Chg	YTD % Chg.	Prev. Month % Chg	YTD % Chg.
3.82	7.55	0.85	10.21	3.33	12.90

 Asia Market ▼

Asian markets are trading lower this morning, on inflation worries and surging commodity prices. The Nikkei 225 Index is trading 1.4% lower at 28,217.08.

\*As at 6:00 SAST

To Read More [Click Here](#)

Nikkei 225 * (JPY)		Shanghai Composite * (CNY)		Hang Seng * (HKD)	
▼ 28,217.08		▼ 3,441.42		▼ 27,986.20	
1 Day Chg	1 D % Chg	1 Day Chg	1 D % Chg	1 Day Chg	1 D % Chg
-391.51	-1.37	-0.42	-0.01	-27.61	-0.10
WTD % Chg.	MTD % Chg.	WTD % Chg.	MTD % Chg.	WTD % Chg.	MTD % Chg.
-2.55	-0.71	0.67	-0.15	-2.09	-2.48
Prev. Month % Chg	YTD % Chg.	Prev. Month % Chg	YTD % Chg.	Prev. Month % Chg	YTD % Chg.
-1.25	4.24	0.14	-0.90	1.22	2.87

FTSE 100

 Top Gainers

London Stock Exchange Group Plc	0.1%	-7.4%	International Consolidated Airlines Grp
		-6.7%	Renishaw Plc
		-6.3%	Melrose Industries Plc
		-4.9%	Flutter Entertainment Plc
		-4.9%	Rolls-Royce Holdings Plc





Top Losers 

 Top Gainers





Tosoh Corp	5.6%	-14.8%	Mitsui E&S Holdings Co Ltd
Sharp Corp	5.1%	-13.4%	Pacific Metals Co Ltd
Yamaha Corp	4.4%	-11.8%	Nissan Motor Co Ltd
Nichirei Corp	4.4%	-9.6%	Mitsui Mining & Smelting Co Ltd
Tokai Carbon Co Ltd	3.2%	-9.4%	Kobe Steel Ltd

Top Losers 

 **Currencies**

 <p><b>USD/ZAR</b> 14.0572</p> <p>▼</p> <p>At 06:00 SAST, the US Dollar advanced 0.4% against the South African Rand. The US Dollar fell against the South African Rand yesterday, ahead of US consumer price data.</p> <p>To Read More <a href="#">Click Here</a></p>	 <p><b>GBP/ZAR</b> 19.8351</p> <p>▼</p> <p>At 06:00 SAST, the British Pound rose 0.2% higher against the South African Rand. The British Pound declined against the South African Rand yesterday.</p> <p>To Read More <a href="#">Click Here</a></p>	 <p><b>EUR/ZAR</b> 17.0346</p> <p>▼</p> <p>At 06:00 SAST, the Euro increased 0.2% against the South African Rand. The Euro weakened against the South African Rand yesterday.</p> <p>To Read More <a href="#">Click Here</a></p>	 <p><b>AUD/ZAR</b> 10.9476</p> <p>▲</p> <p>At 06:00 SAST, the Australian Dollar is trading 0.2% lower against the South African Rand. The Australian Dollar dropped against the South African Rand yesterday.</p> <p>To Read More <a href="#">Click Here</a></p>
--	--	---	---

 **Commodities**

 <p><b>▼ -0.42%</b> <b>Brent (\$/barrel)</b> 68.26</p> <p>At 06:00 SAST, Brent crude oil declined. The API reported that US crude inventories fell by 2.53mn bls last week.</p> <p>Yesterday, Brent crude oil climbed, on fears of gasoline shortages.</p> <p>To Read More <a href="#">Click Here</a></p>	 <p><b>▼ -0.41%</b> <b>Gold (\$/oz)</b> 1828.60</p> <p>At 06:00 SAST, gold prices edged lower. Yesterday, gold prices fell, amid rise in the US Treasury yields.</p> <p>To Read More <a href="#">Click Here</a></p>	 <p><b>▼ -0.81%</b> <b>Platinum (\$/oz)</b> 1231.20</p> <p>At 06:00 SAST, platinum prices advanced. Yesterday, platinum prices declined.</p> <p>To Read More <a href="#">Click Here</a></p>	 <p><b>Copper (\$/MT)*</b> 10448.5</p> <p>Yesterday, copper prices have risen. * As of previous close</p>
--	---	---	---

## Major South African Corporate News

### Barloworld Limited

Expects its basic EPS to be between 337.60c and 405.10c in 1H21.

To Read More

[Click Here](#)

### Harmony Gold Mining Company Limited

In its 9M21 operating update, stated that operating free cash flow was up 78.0% to ZAR5.30bn (USD335.00mn).

To Read More

[Click Here](#)

### Rebosis Property Fund Limited

Property income declined to ZAR849.20mn in the first half.

To Read More

[Click Here](#)

## Major Global Economic News



### US

The NFIB business optimism index climbed in April.

The JOLTS job openings hit a record high in March.



### Eurozone













Eurozone's economic sentiment index jumped in May.

Germany's economic confidence index rose to its highest level in more than two decades in May.

Germany's current situation index improved in May.



 Economic Calendar

Country	SAST	Economic Indicator	Relevance	Consensus/*Actuals	Previous	Frequency
 Japan	07:00	Coincident Index (Mar) (P)	★	93.10*	89.90	Monthly
 Japan	07:00	Leading Economic Index (Mar) (P)	★★★	103.20*	98.70	Monthly
 Germany	08:00	Consumer Price Index (YoY) (Apr) (F)	★★★	2.00%	1.70%	Monthly
 UK	08:00	Industrial Production (MoM) (Mar)	★	1.00%	1.00%	Monthly
 UK	08:00	Manufacturing Production (MoM) (Mar)	★	1.00%	1.30%	Monthly
 UK	08:00	Total Trade Balance (Mar)	★	-	-GBP7.12bn	Monthly
 UK	08:00	Gross Domestic Product s.a. (QoQ) (Q1) (P)	★	-1.60%	1.30%	Quarterly
 France	08:45	Consumer Price Index (YoY) (Apr) (F)	★★★	1.30%	1.10%	Monthly
 Eurozone	11:00	Industrial Production s.a. (MoM) (Mar)	★★★	0.70%	-1.00%	Monthly
 US	14:30	Consumer Price Index (YoY) (Apr)	★★★	3.60%	2.60%	Monthly
 US	16:30	EIA Crude Oil Stocks Change (Bl) (07-May)	★★★	-	-7.99mn	Weekly
 US	20:00	Monthly Budget Statement (Apr)	★★★	-	-USD660.00bn	Monthly

Note: ★★★ High ★★ Medium ★ Low

**Disclaimer**

This report and its contents are confidential, privileged and only for the information of the intended recipient. GTC (Pty) Ltd make no representations or warranties in respect of this report or its content and will not be liable for any loss or damage of any nature arising from this report, the content thereof, your reliance thereon its unauthorised use or any electronic viruses associated therewith. Please note that content does not necessarily represent or reflect the views and opinions of GTC (Pty) Ltd. This report is proprietary to GTC (Pty) Ltd and you may not copy or distribute the report without the prior written consent of the authors. Any feedback or contributions are most welcome.

formerly Grant Thornton Capital

<p><b>a</b> GTC, The Wanderers Office Park, 52 Corlett Drive, Illovo, 2196</p>	<p><b>t</b> +27 (0) 10 597 6800 <b>f</b> +27 (0) 10 597 6801</p>	<p>GTC (Pty) Ltd. <b>reg. no.</b> 1996/001488/07</p>	<p>An Authorised Financial Services Provider</p>
<p><b>p</b> P O Box 55118, Illovo, 2116</p>	<p><b>w</b> www.gtc.co.za</p>	<p><b>directors:</b> G.K. Mockler, F.Dildar</p>	<p><b>FSP no.</b> 731</p>

**GTC is nationally represented in Johannesburg, Cape Town and Durban.**

**GTC Group of products and services include:** Employee Benefits Consulting • Employee Benefits Administration • Private Client Wealth Management • Healthcare Consulting • Short-Term Risk Solutions • Stockbroking • Derivatives Trading • Unit Trust Management • Asset Management • Fiduciary Services