



ONE Minute Brief

10 MAY 2021

 Economic and Political News

SA's net gold & forex reserves climb to USD51.50bn in April, compared to a level of USD50.88bn in March.



SA's credit rating unchanged as Moody's skips scheduled review.

To Read More [Click Here](#)



SA on track to receive full vaccine orders by the end of the year, made up of both Pfizer Inc. and Johnson & Johnson doses.

To Read More [Click Here](#)



NEC members remove suspended ANC secretary-general Ace Magashule from virtual meeting.

To Read More [Click Here](#)



News reports indicate that ANC is looking at retrenching 50% of its staff members.

To Read More [Click Here](#)



 **South Africa Market** ▲

South African markets closed in the green on Friday, boosted by gains in industrial and precious metal sector stocks.

To Read More [Click Here](#)

JSE All Share (ZAR)		JSE Top 40 (ZAR)		JSE Africa Fin. (ZAR)	
▲ 68,519.53		▲ 62,573.36		▲ 12,710.55	
1 Day Chg	1 D % Chg	1 Day Chg	1 D % Chg	1 Day Chg	1 D % Chg
910.64	1.35	867.48	1.41	143.62	1.14
WTD % Chg.	MTD % Chg.	WTD % Chg.	MTD % Chg.	WTD % Chg.	MTD % Chg.
NA	2.36	NA	2.42	NA	3.00
Prev. Month % Chg	YTD % Chg.	Prev. Month % Chg	YTD % Chg.	Prev. Month % Chg	YTD % Chg.
0.68	15.34	0.35	15.07	0.59	5.39

 **US Market** ▲

US markets closed firmer on Friday, as dismal US jobs data eased concerns about higher inflation and a reduction in stimulus.

S&P 500 futures 

To Read More [Click Here](#)

S&P 500 (USD)		Nasdaq Composite (USD)		DJIA (USD)	
▲ 4,232.60		▲ 13,752.24		▲ 34,777.76	
1 Day Chg	1 D % Chg	1 Day Chg	1 D % Chg	1 Day Chg	1 D % Chg
30.98	0.74	119.40	0.88	229.23	0.66
WTD % Chg.	MTD % Chg.	WTD % Chg.	MTD % Chg.	WTD % Chg.	MTD % Chg.
NA	1.23	NA	-1.51	NA	2.67
Prev. Month % Chg	YTD % Chg.	Prev. Month % Chg	YTD % Chg.	Prev. Month % Chg	YTD % Chg.
5.24	12.69	5.40	6.70	2.71	13.63

JSE All Share

S&P 500

 **Top Gainers**

Arrowhead Properties	8.9%	-6.0%
Barloworld Ltd	8.0%	-4.3%
Long4Life Ltd	5.7%	-3.2%
Sun International Ltd	4.8%	-1.9%
Investec Property Fund Ltd	4.1%	-1.9%

Top Losers 

Sappi Ltd	-6.0%
Vukile Property Fund Ltd	-4.3%
Famous Brands Ltd	-3.2%
Stenprop Ltd	-1.9%
Brait Plc	-1.9%

 **Top Gainers**

Centene Corp	8.1%	-4.0%
EOG Resources Inc	8.0%	-2.0%
McKesson Corp	6.8%	-1.8%
Baker Hughes Co	6.8%	-1.5%
Albemarle Corp	6.5%	-1.5%

Top Losers 

Monster Beverage Corp	-4.0%
International Business Machines Corp	-2.0%
Vornado Realty Trust	-1.8%
Mettler-Toledo International Inc	-1.5%
Jack Henry & Associates Inc	-1.5%

 **UK Market** ▲

UK markets finished higher on Friday, amid hopes for a swift economic recovery.

FTSE 100 futures 

To Read More [Click Here](#)

FTSE 100 (GBP)		DAX 30 (EUR)		CAC 40 (EUR)	
▲ 7,129.71		▲ 15,399.65		▲ 6,385.51	
1 Day Chg	1 D % Chg	1 Day Chg	1 D % Chg	1 Day Chg	1 D % Chg
53.54	0.76	202.91	1.34	28.42	0.45
WTD % Chg.	MTD % Chg.	WTD % Chg.	MTD % Chg.	WTD % Chg.	MTD % Chg.
NA	2.29	NA	1.74	NA	1.85
Prev. Month % Chg	YTD % Chg.	Prev. Month % Chg	YTD % Chg.	Prev. Month % Chg	YTD % Chg.
3.82	10.36	0.85	12.25	3.33	15.03

 **Asia Market** ▲

Asian markets are trading mostly higher this morning, amid speculation that central banks would maintain low interest rates. The Nikkei 225 Index is trading 0.7% higher at 29,554.37.

*As at 6:00 SAST

To Read More [Click Here](#)

Nikkei 225* (JPY)		Shanghai Composite* (CNY)		Hang Seng* (HKD)	
▲ 29,554.37		▲ 3,420.90		▼ 28,477.53	
1 Day Chg	1 D % Chg	1 Day Chg	1 D % Chg	1 Day Chg	1 D % Chg
196.55	0.67	2.03	0.06	-133.12	-0.47
WTD % Chg.	MTD % Chg.	WTD % Chg.	MTD % Chg.	WTD % Chg.	MTD % Chg.
NA	1.89	NA	-0.81	NA	-0.40
Prev. Month % Chg	YTD % Chg.	Prev. Month % Chg	YTD % Chg.	Prev. Month % Chg	YTD % Chg.
-1.25	6.97	0.14	-1.56	1.22	5.07

FTSE 100

 **Top Gainers**

Ocado Group Plc	4.0%	-2.7%
Anglo American Plc	3.6%	-0.9%
Glencore Plc	3.4%	-0.9%
Compass Group Plc	3.3%	-0.9%
Rolls-Royce Holdings Plc	3.2%	-0.7%

Top Losers 

Antofagasta Plc		
BT Group Plc		
HSBC Holdings Plc		
DCC Plc		
Unilever Plc		

Nikkei 225


 **Top Gainers**

Ricoh Co Ltd	6.7%	-9.7%
JFE Holdings Inc	6.6%	-3.0%
Pacific Metals Co Ltd	6.6%	-2.4%
Toho Zinc Co Ltd	5.0%	-2.2%
Daiichi Sankyo Co Ltd	4.9%	-1.7%

Top Losers 

DeNA Co Ltd		
Fast Retailing Co Ltd		
SUMCO Corp		
Seven & i Holdings Co Ltd		
TOTO Ltd		


 Currencies



USD/ZAR
14.0607


At 06:00 SAST, the US Dollar marginally advanced against the South African Rand.
The US Dollar fell against the South African Rand on Friday, following weaker than expected US jobs data.

To Read More [Click Here](#)




GBP/ZAR
19.7139

At 06:00 SAST, the British Pound is trading 0.27% higher against the South African Rand.
The British Pound declined against the South African Rand on Friday.



EUR/ZAR
17.0906

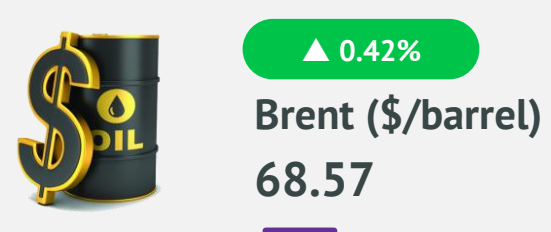
At 06:00 SAST, the Euro fell 0.05% against the South African Rand.
The Euro weakened against the South African Rand on Friday.



AUD/ZAR
11.0282

At 06:00 SAST, the Australian Dollar is trading slightly firmer against the South African Rand.
The Australian Dollar dropped against the South African Rand on Friday.

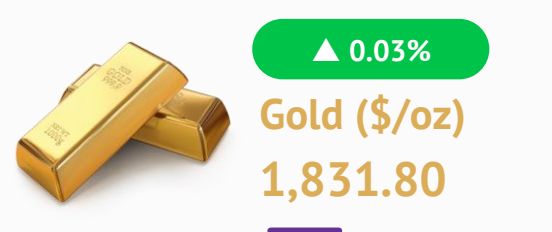
 Commodities



Brent (\$/barrel)
68.57

At 06:00 SAST, Brent crude oil rose.
On Friday, Brent crude oil climbed, amid renewed optimism over economic recovery. Meanwhile, Baker Hughes reported that US oil rig count rose by 2 to 344 last week.

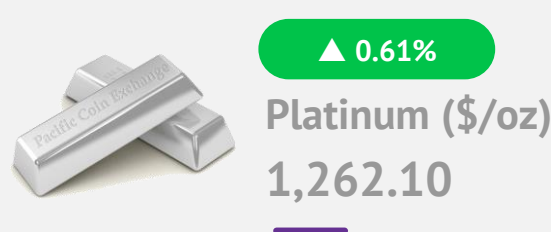
To Read More [Click Here](#)



Gold (\$/oz)
1,831.80


At 06:00 SAST, gold prices edged higher.
On Friday, gold prices rose, as the US Dollar retreated amid disappointing jobs data.

To Read More [Click Here](#)



Platinum (\$/oz)
1,262.10

At 06:00 SAST, platinum prices gained.
On Friday, platinum prices dropped.



Copper (\$/MT)*
10,420.00

On Friday, copper prices have risen.
* As of previous close

Major South African Corporate News

No News

Major Global Economic News



US

Nonfarm payrolls increased by far less than expected in April.

The unemployment rate unexpectedly rose in April.

Average hourly earnings of all employees unexpectedly rose in April.

Consumer credit rose more than expected in March.



Eurozone

Germany's trade surplus unexpectedly narrowed in March.

Germany's current account surplus widened in March.

Germany's industrial production climbed in March.



Asia

Australia's retail sales rose less than expected in March.

Australia's NAB business confidence index advanced in April.





Australia's NAB business conditions index climbed in April.



UK

The Markit construction PMI unexpectedly dropped in April.

 Economic Calendar

Country	SAST	Economic Indicator	Relevance	Consensus	Previous	Frequency
 Switzerland	10:00	Total Sight Deposits (CHF) (07-May)	★	-	CHF701,400.00mn	Weekly
 Switzerland	10:00	Domestic Sight Deposits (CHF) (07-May)	★	-	CHF634,000.00mn	Weekly
 Eurozone	10:30	Sentix Investor Confidence (May)	★★★	14.00	13.10	Monthly
 US	20:00	Fed's Evans Speaks on Economic Outlook	★	-	-	As Scheduled

Note: ★★★ High ★★ Medium ★ Low

 40 best performers on the All Share Index

Company Name	Last Close	1Week % Change	MTD % Change	YTD % Change
ArcelorMittal South Africa Ltd	457	-1.30	-1.30	357.00
PPC Ltd	336	12.37	12.37	143.48
Steinhoff International Holdings NV	204	-6.42	-6.42	96.15
Texton Property Fund Ltd	280	5.66	5.66	94.44
Sasol Ltd	24069	-1.36	-1.36	79.71
Royal Bafokeng Platinum Ltd	10882	-1.07	-1.07	75.17
City Lodge Hotels Ltd	434	0.93	0.93	73.60
Motus Holdings Ltd	9117	-0.02	-0.02	65.90
MTN Group Ltd	9647	5.29	5.29	60.28
Investec PLC	5900	1.22	1.22	56.71
Emira Property Fund Ltd	974	-1.81	-1.81	55.78
Investec Ltd	5669	2.53	2.53	54.72
Stadio Holdings Ltd	300	-0.66	-0.66	53.85
Mpact Ltd	2130	-5.00	-5.00	53.79
Hammerson PLC	774	-3.25	-3.25	49.69
RMB Holdings Ltd	124	9.31	9.31	49.13
Nampak Ltd	298	-3.25	-3.25	49.00
Reunert Ltd	5140	5.74	5.74	48.96
Hudaco Industries Ltd	11352	3.12	3.12	45.96
Lewis Group Ltd	3025	-1.31	-1.31	43.29
Octodec Investments Ltd	952	8.30	8.30	43.25

Company Name	Last Close	1Week % Change	MTD % Change	YTD % Change
Advtech Ltd	1336	-3.19	-3.19	42.73
Truworths International Ltd	4970	3.26	3.26	41.57
Attacq Ltd	700	-4.11	-4.11	40.85
Distell Group Holdings Ltd	13355	5.82	5.82	40.52
Anglo American PLC	66600	7.70	7.70	39.78
Impala Platinum Holdings Ltd	26986	-0.62	-0.62	38.63
Glencore PLC	6358	6.77	6.77	37.79
Sappi Ltd	4519	-7.49	-7.49	37.69
Transaction Capital Ltd	3416	3.86	3.86	37.24
Imperial Logistics Ltd	5014	5.89	5.89	36.73
Anglo American Platinum Ltd	193400	-2.56	-2.56	36.26
Long4Life Ltd	448	7.18	7.18	36.17
MAS Real Estate Inc	1720	-0.58	-0.58	34.90
Cashbuild Ltd	31055	1.28	1.28	34.07
RDI REIT PLC	2412	0.00	0.00	34.00
SA Corporate Real Estate Ltd	212	-0.47	-0.47	33.69
Sun International Ltd/South Africa	1651	9.41	9.41	33.36
KAP Industrial Holdings Ltd	420	3.70	3.70	32.91
Murray & Roberts Holdings Ltd	1050	4.27	4.27	31.74
JSE All Share Index	68520.0	2.36	2.36	15.34

Disclaimer

This report and its contents are confidential, privileged and only for the information of the intended recipient. GTC (Pty) Ltd make no representations or warranties in respect of this report or its content and will not be liable for any loss or damage of any nature arising from this report, the content thereof, your reliance thereon its unauthorised use or any electronic viruses associated therewith. Please note that content does not necessarily represent or reflect the views and opinions of GTC (Pty) Ltd. This report is proprietary to GTC (Pty) Ltd and you may not copy or distribute the report without the prior written consent of the authors. Any feedback or contributions are most welcome.

formerly Grant Thornton Capital

<p>a GTC, The Wanderers Office Park, 52 Corlett Drive, Illovo, 2196</p>	<p>t +27 (0) 10 597 6800</p>	<p>GTC (Pty) Ltd.</p>	<p>An Authorised Financial</p>
<p>p P O Box 55118, Illovo, 2116</p>	<p>f +27 (0) 10 597 6801</p>	<p>reg. no. 1996/001488/07</p>	<p>Services Provider</p>
<p>GTC is nationally represented in Johannesburg, Cape Town and Durban.</p>	<p>w www.gtc.co.za</p>	<p>directors: G.K. Mockler, F.Dildar</p>	<p>FSP no. 731</p>

GTC Group of products and services include: Employee Benefits Consulting • Employee Benefits Administration • Private Client Wealth Management • Healthcare Consulting • Short-Term Risk Solutions • Stockbroking • Derivatives Trading • Unit Trust Management • Asset Management • Fiduciary Services