



ONE **Brief** Minute

24 MAY 2021



 Economic and Political News

S&P and Fitch Ratings leave South Africa's (SA) sovereign credit ratings unchanged at BB-, with stable and negative outlooks, respectively.

To Read More [Click Here](#)



ANC clears President Cyril Ramaphosa's spokesperson Khusela Diko and Gauteng's former health MEC Masuku of PPE wrongdoing.

To Read More [Click Here](#)



Eskom projects net loss of ZAR15.1bn for the 2022 financial year compared to ZAR19.8bn for the 2021 financial year.

To Read More [Click Here](#)



Extradition hearing for former Eskom contractor Michael Lomas set down for December.

To Read More [Click Here](#)



Democratic Alliance (DA) to ask court to force ANC to hand over cadre deployment records.

To Read More [Click Here](#)



 South Africa Market 

South African markets closed in the green on Friday, amid optimism surrounding global economic recovery.

To Read More [Click Here](#)

JSE All Share (ZAR)		JSE Top 40 (ZAR)		JSE Africa Fin. (ZAR)	
▲ 66,238.93		▲ 60,210		▲ 12,839.40	
1 Day Chg	1 D % Chg	1 Day Chg	1 D % Chg	1 Day Chg	1 D % Chg
114.49	0.17	141.95	0.24	110.39	0.87
WTD % Chg.	MTD % Chg.	WTD % Chg.	MTD % Chg.	WTD % Chg.	MTD % Chg.
NA	-1.04	NA	-1.45	NA	4.05
Prev. Month % Chg	YTD % Chg.	Prev. Month % Chg	YTD % Chg.	Prev. Month % Chg	YTD % Chg.
0.68	11.50	0.35	10.72	0.59	6.46

 US Market 

US markets closed mostly weaker on Friday, led by losses in technology and consumer discretionary sector stocks.

S&P 500 futures 

To Read More [Click Here](#)

S&P 500 (USD)		Nasdaq Composite (USD)		DJIA (USD)	
▼ 4,155.86		▼ 13,470.99		▲ 34,207.84	
1 Day Chg	1 D % Chg	1 Day Chg	1 D % Chg	1 Day Chg	1 D % Chg
-3.26	-0.08	-64.75	-0.48	123.69	0.36
WTD % Chg.	MTD % Chg.	WTD % Chg.	MTD % Chg.	WTD % Chg.	MTD % Chg.
NA	-0.61	NA	-3.52	NA	0.98
Prev. Month % Chg	YTD % Chg.	Prev. Month % Chg	YTD % Chg.	Prev. Month % Chg	YTD % Chg.
5.24	10.64	5.40	4.52	2.71	11.77

JSE All Share

S&P 500

 Top Gainers

Tsogo Sun Gaming Ltd	13.3%	-4.9%
Raubex Group Ltd	5.9%	-4.7%
Cie Financiere Richemont SA	4.8%	-3.3%
Textainer Group Holdings Ltd	4.5%	-3.2%
Attacq Ltd	4.0%	-2.8%

Top Losers 

Fortress REIT Ltd
Liberty Two Degrees
Famous Brands Ltd
Curro Holdings Ltd
Fortress REIT Ltd

 Top Gainers

Ford Motor Co	6.7%	-8.9%
Lamb Weston Holdings Inc	3.5%	-3.0%
Boeing Co	3.2%	-2.8%
Centene Corp	2.7%	-2.8%
eBay Inc	2.6%	-2.3%

Top Losers 

VF Corp
Seagate Technology Plc
Progressive Corp
Etsy Inc
Discovery Inc- Series C

 UK Market ▼

UK markets finished marginally lower on Friday, weighed down by losses in mining sector stocks.

FTSE 100 futures 

To Read More [Click Here](#)

FTSE 100 (GBP)		DAX 30 (EUR)		CAC 40 (EUR)	
▼ 7,018.05		▲ 15,437.51		▲ 6,386.41	
1 Day Chg	1 D % Chg	1 Day Chg	1 D % Chg	1 Day Chg	1 D % Chg
-1.74	-0.02	67.25	0.44	42.83	0.68
WTD % Chg.	MTD % Chg.	WTD % Chg.	MTD % Chg.	WTD % Chg.	MTD % Chg.
NA	0.69	NA	1.99	NA	1.87
Prev. Month % Chg	YTD % Chg.	Prev. Month % Chg	YTD % Chg.	Prev. Month % Chg	YTD % Chg.
3.82	8.63	0.85	12.53	3.33	15.04

 Asia Market ▲

Asian markets are trading mostly higher this morning. The Nikkei 225 Index is trading 0.5% higher at 28,446.17.

*As at 6:00 SAST

Nikkei 225* (JPY)		Shanghai Composite* (CNY)		Hang Seng* (HKD)	
▲ 28,446.17		▲ 3,492.04		▼ 28,344.18	
1 Day Chg	1 D % Chg	1 Day Chg	1 D % Chg	1 Day Chg	1 D % Chg
128.34	0.45	5.48	0.16	-114.26	-0.40
WTD % Chg.	MTD % Chg.	WTD % Chg.	MTD % Chg.	WTD % Chg.	MTD % Chg.
NA	-1.72	NA	1.15	NA	-0.93
Prev. Month % Chg	YTD % Chg.	Prev. Month % Chg	YTD % Chg.	Prev. Month % Chg	YTD % Chg.
-1.25	3.18	0.14	0.39	1.22	4.51

FTSE 100

 Top Gainers

BT Group Plc	3.0%	-4.4%	Kingfisher Plc
Flutter Entertainment Plc	2.1%	-3.3%	British Land Co Plc
Rolls-Royce Holdings Plc	1.9%	-2.0%	Rightmove Plc
International Consolidated Airlines Group	1.7%	-1.8%	Just Eat Takeaway.com NV
Imperial Brands Plc	1.5%	-1.7%	Land Securities Group Plc



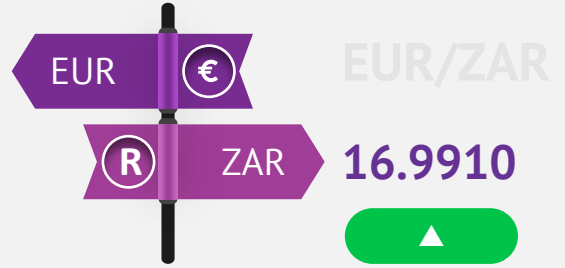

Top Losers 

 Top Gainers





Kawasaki Kisen Kaisha Ltd	6.6%	-2.8%	Marui Group Co Ltd
Shinsei Bank Ltd	5.7%	-2.6%	J Front Retailing Co Ltd
Nippon Yusen KK	4.5%	-2.5%	Rakuten Inc
Mitsui OSK Lines Ltd	4.4%	-2.3%	Pacific Metals Co Ltd
Citizen Watch Co Ltd	3.9%	-2.1%	Daiichi Sankyo Co Ltd

Top Losers 

 Currencies

 <p>USD/ZAR 13.9484</p> <p>▲</p> <p>At 06:00 SAST, the US Dollar retreated 0.10% against the South African Rand. The US Dollar fell against the South African Rand on Friday, as concerns over the Federal Reserve's taper talks eased.</p> <p>To Read More Click Here</p>	 <p>GBP/ZAR 19.7316</p> <p>▲</p> <p>At 06:00 SAST, the British Pound is trading 0.14% weaker against the South African Rand. The British Pound declined against the South African Rand on Friday.</p>	 <p>EUR/ZAR 16.9910</p> <p>▲</p> <p>At 06:00 SAST, the Euro marginally fell against the South African Rand. The Euro weakened against the South African Rand on Friday.</p>	 <p>AUD/ZAR 10.7761</p> <p>▲</p> <p>At 06:00 SAST, the Australian Dollar is trading 0.14% lower against the South African Rand. The Australian Dollar dropped against the South African Rand on Friday.</p>
--	---	--	--

 Commodities

 <p>▲ 0.68% Brent (\$/barrel) 66.89</p> <p>At 06:00 SAST, Brent crude oil rose. On Friday, Brent crude oil climbed, amid concerns over a possible storm formation in the Gulf of Mexico. Meanwhile, Baker Hughes reported that US oil rig count rose by 4 to 356 last week.</p> <p>To Read More Click Here</p>	 <p>▲ 0.50% Gold (\$/oz) 1,886.10</p> <p>At 06:00 SAST, gold prices edged higher, amid weakness in the US Dollar. On Friday, gold prices fell, following positive US manufacturing data.</p> <p>To Read More Click Here</p>	 <p>▲ 0.52% Platinum (\$/oz) 1,175.50</p> <p>At 06:00 SAST, platinum prices gained. On Friday, platinum prices dropped.</p>	 <p>Copper (\$/MT)* 9,867.50</p> <p>On Friday, copper prices have fallen. * As of previous close</p>
--	--	--	--

Major South African Corporate News

Arrowhead Properties Limited

Expects 1H21 distributable income per A share to increase 3.2% to 58.59c.

To Read More

[Click Here](#)

Fortress REIT Limited

Withdrew its previously provided dividend guidance per Fortress A share and Fortress B share in respect of 2H2021.

To Read More

[Click Here](#)

Old Mutual Limited

Reported excess death claims in 1Q21 with approximately ZAR2.70bn.

To Read More

[Click Here](#)

Pan African Resources Plc

Increased its FY21 production guidance for gold to 195,000oz for the financial year ending 30 June 2021.

To Read More

[Click Here](#)

Major Global Economic News



US

Existing home sales unexpectedly dropped in April.

The Markit services PMI unexpectedly advanced in May.

The Markit manufacturing PMI unexpectedly rose in May.



Eurozone

Eurozone's consumer confidence index rose to its highest level since October 2018 in May.

Eurozone's Markit manufacturing PMI fell less than market forecast in May.

Germany's Markit manufacturing PMI dropped in May.











UK

Retail sales surged more than expected in April.

The Markit manufacturing PMI unexpectedly rose in May.

The Markit services PMI advanced less-than-expected in May.

 Economic Calendar

Country	SAST	Economic Indicator	Relevance	Consensus	Previous	Frequency
 Japan	11:05	BoJ's Governor Kuroda speech	★★★	-	-	As Scheduled
 US	12:30	Chicago Fed National Activity Index (Apr)	★★★	-	1.71	Monthly
 Eurozone	13:00	ECB's Elizabeth McCaul Speech	★	-	-	As Scheduled
 US	13:00	Fed's Brainard speech	★★	-	-	As Scheduled
 US	15:00	Fed's Mester speech	★★	-	-	As Scheduled
 US	16:00	Fed's Bostic Speech	★	-	-	As Scheduled
 Eurozone	17:00	European Council Meeting	★★★	-	-	As Scheduled
 US	21:30	Fed's George speech	★★	-	-	As Scheduled

Note: ★★★ High ★★ Medium ★ Low

 40 best performers on the All Share Index

Company Name	Last Close	1Week % Change	MTD % Change	YTD % Change
ArcelorMittal South Africa Ltd	487	-0.61	5.18	387.00
PPC Ltd	327	-12.10	9.36	136.96
Steinhoff International Holdings NV	192	-5.42	-11.93	84.62
Texton Property Fund Ltd	265	-3.28	0.00	84.03
Distell Group Holdings Ltd	16476	19.01	30.55	73.36
City Lodge Hotels Ltd	433	-2.04	0.70	73.20
Sasol Ltd	22014	-7.11	-9.78	64.37
Motus Holdings Ltd	9000	-4.77	-1.30	63.77
Royal Bafokeng Platinum Ltd	10125	-6.68	-7.95	62.98
Raubex Group Ltd	3400	18.06	28.25	58.14
MTN Group Ltd	9500	-1.09	3.69	57.83
Lewis Group Ltd	3315	-1.92	8.16	57.02
Reunert Ltd	5372	6.97	10.51	55.69
Mpact Ltd	2151	0.51	-4.06	55.31
Investec PLC	5715	0.21	-1.96	51.79
RMB Holdings Ltd	126	-0.79	11.07	51.53
Stadio Holdings Ltd	293	-5.79	-2.98	50.26
Investec Ltd	5470	-1.03	-1.07	49.29
Emira Property Fund Ltd	925	-4.93	-6.75	47.94
Tsogo Sun Holdings Ltd	750	10.29	15.38	47.06
Hudaco Industries Ltd	11360	1.43	3.20	46.06

Company Name	Last Close	1Week % Change	MTD % Change	YTD % Change
Truworths International Ltd	5080	-1.44	5.55	44.71
Massmart Holdings Ltd	6039	0.52	12.33	43.72
Sun International Ltd/South Africa	1762	-9.55	16.77	42.33
Long4Life Ltd	468	-2.09	11.96	42.25
Advtech Ltd	1320	-0.30	-4.35	41.02
Hammerson PLC	717	0.28	-10.38	38.67
Octodec Investments Ltd	918	-1.29	4.44	38.14
Telkom SA SOC Ltd	4225	8.89	7.75	37.58
Nampak Ltd	275	-2.48	-10.71	37.50
Metair Investments Ltd	2440	0.54	7.21	34.61
Transaction Capital Ltd	3343	-0.09	1.64	34.31
Pepkor Holdings Ltd	1830	1.33	13.17	34.26
RDI REIT PLC	2412	0.00	0.00	34.00
KAP Industrial Holdings Ltd	420	0.00	3.70	32.91
Glencore PLC	6123	-5.04	2.82	32.70
Attacq Ltd	657	-2.67	-10.00	32.19
Woolworths Holdings Ltd/South Africa	5222	2.61	6.22	32.07
Rebosis Property Fund Ltd	29	-6.45	-3.33	31.82
Murray & Roberts Holdings Ltd	1050	2.44	4.27	31.74
JSE All Share Index	66239.0	-0.54	-1.04	11.50

Disclaimer

This report and its contents are confidential, privileged and only for the information of the intended recipient. GTC (Pty) Ltd make no representations or warranties in respect of this report or its content and will not be liable for any loss or damage of any nature arising from this report, the content thereof, your reliance thereon its unauthorised use or any electronic viruses associated therewith. Please note that content does not necessarily represent or reflect the views and opinions of GTC (Pty) Ltd. This report is proprietary to GTC (Pty) Ltd and you may not copy or distribute the report without the prior written consent of the authors. Any feedback or contributions are most welcome.

formerly Grant Thornton Capital

<p>a GTC, The Wanderers Office Park, 52 Corlett Drive, Illovo, 2196</p>	<p>t +27 (0) 10 597 6800 f +27 (0) 10 597 6801</p>	<p>GTC (Pty) Ltd. reg. no. 1996/001488/07</p>	<p>An Authorised Financial Services Provider</p>
<p>p P O Box 55118, Illovo, 2116</p>	<p>w www.gtc.co.za</p>	<p>directors: G.K. Mockler, F.Dildar</p>	<p>FSP no. 731</p>

GTC is nationally represented in Johannesburg, Cape Town and Durban.

GTC Group of products and services include: Employee Benefits Consulting • Employee Benefits Administration • Private Client Wealth Management • Healthcare Consulting • Short-Term Risk Solutions • Stockbroking • Derivatives Trading • Unit Trust Management • Asset Management • Fiduciary Services