



# ONE Minute Brief

24 FEBRUARY 2021

 Economic and Political News

**South Africa's (SA) unemployment rate climbs to 32.5% in 4Q20, compared to 30.8% in the previous quarter.**

To Read More [Click Here](#)



**SA's leading indicator rises to 115.10 in December, compared to 114.50 in the prior month.**



**Pietermaritzburg High Court postpones former President Jacob Zuma's trial to 17 May.**

To Read More [Click Here](#)



**Zondo Commission granted 3-month extension to complete work.**

To Read More [Click Here](#)



**Government poised to finalise key Covid-19 vaccine deals, says Health Minister Zweli Mkhize.**

To Read More [Click Here](#)



 **South Africa Market** ▼

South African markets closed in the red yesterday, weighed down by losses in platinum mining, gold mining and industrial sector stocks.

To Read More [Click Here](#)

JSE All Share (ZAR)		JSE Top 40 (ZAR)		JSE Africa Fin. (ZAR)	
▼ 65,921.60		▼ 60,493.97		▼ 12,233.98	
1 Day Chg	1 D % Chg	1 Day Chg	1 D % Chg	1 Day Chg	1 D % Chg
-1,441.22	-2.14	-1,409.67	-2.28	-150.43	-1.21
WTD % Chg.	MTD % Chg.	WTD % Chg.	MTD % Chg.	WTD % Chg.	MTD % Chg.
-2.29	5.52	-2.59	5.55	-1.09	4.66
Prev. Month % Chg	YTD % Chg.	Prev. Month % Chg	YTD % Chg.	Prev. Month % Chg	YTD % Chg.
5.16	10.96	5.39	11.24	-3.08	1.44

 **US Market** ▲

US markets closed mostly firmer yesterday, as Federal Reserve Chairman Jerome Powell pledged to support the economy.

S&P 500 futures 

To Read More [Click Here](#)

S&P 500 (USD)		Nasdaq Composite (USD)		DJIA (USD)	
▲ 3,881.37		▼ 13,465.20		▲ 31,537.35	
1 Day Chg	1 D % Chg	1 Day Chg	1 D % Chg	1 Day Chg	1 D % Chg
4.87	0.13	-67.85	-0.50	15.66	0.05
WTD % Chg.	MTD % Chg.	WTD % Chg.	MTD % Chg.	WTD % Chg.	MTD % Chg.
-0.65	4.50	-2.95	3.02	0.14	5.19
Prev. Month % Chg	YTD % Chg.	Prev. Month % Chg	YTD % Chg.	Prev. Month % Chg	YTD % Chg.
-1.11	3.34	1.42	4.48	-2.04	3.04

**JSE All Share**

**S&P 500**

 **Top Gainers**

Hammerson Plc	7.5%	-7.0%
Capital & Counties Properties Plc	7.4%	-7.0%
Brait SE	2.7%	-5.4%
Adcock Ingram Holdings Ltd	2.5%	-5.3%
KAP Industrial Holdings Ltd	2.5%	-5.1%

**Top Losers** 

Murray & Roberts Holdings Ltd
Bytes Technology Group Plc
Grindrod Ltd
Prosus NV
Steinhoff International Holdings NV

 **Top Gainers**

Marathon Oil Corp	9.4%	-9.9%
Wynn Resorts Ltd	7.7%	-4.3%
MGM Resorts International	5.5%	-4.2%
Vornado Realty Trust	5.3%	-4.2%
Marriott International Inc	4.9%	-4.1%

**Top Losers** 

Leidos Holdings Inc
Technologies Inc
Discovery Inc
SBA Communications Corp
DISH Network Corp

 UK Market ▲

UK markets finished higher yesterday, boosted by gains in mining and energy sector stocks.

FTSE 100 futures 

To Read More [Click Here](#)

FTSE 100 (GBP)		DAX 30 (EUR)		CAC 40 (EUR)	
▲ 6,625.94		▼ 13,864.81		▲ 5,779.84	
1 Day Chg	1 D % Chg	1 Day Chg	1 D % Chg	1 Day Chg	1 D % Chg
13.70	0.21	-85.23	-0.61	12.40	0.22
WTD % Chg.	MTD % Chg.	WTD % Chg.	MTD % Chg.	WTD % Chg.	MTD % Chg.
0.03	3.41	-0.92	3.22	0.11	7.05
Prev. Month % Chg	YTD % Chg.	Prev. Month % Chg	YTD % Chg.	Prev. Month % Chg	YTD % Chg.
-0.82	2.56	-2.08	1.06	-2.74	4.11

 Asia Market ▼

Asian markets are trading lower this morning. The Nikkei 225 Index is trading 0.9% lower at 29,897.31.

\*As at 6:00 SAST

Nikkei 225* (JPY)		Shanghai Composite* (CNY)		Hang Seng* (HKD)	
▼ 29,897.31		▼ 3,579.95		▼ 30,049.97	
1 Day Chg	1 D % Chg	1 Day Chg	1 D % Chg	1 Day Chg	1 D % Chg
-258.72	-0.86	-56.40	-1.55	-582.67	-1.90
WTD % Chg.	MTD % Chg.	WTD % Chg.	MTD % Chg.	WTD % Chg.	MTD % Chg.
0.46	9.01	-1.62	4.40	-0.04	8.30
Prev. Month % Chg	YTD % Chg.	Prev. Month % Chg	YTD % Chg.	Prev. Month % Chg	YTD % Chg.
0.80	9.88	0.29	4.70	3.87	12.49

FTSE 100

 Top Gainers

British Land Co Plc	5.4%	-5.1%
Land Securities Group Plc	4.5%	-3.2%
Pennon Group Plc	3.6%	-2.9%
Informa Plc	3.5%	-2.8%
Barclays Plc	3.2%	-2.6%

 Top Losers

Scottish Mortgage Investment Trust Plc		
Pershing Square Holdings Ltd		
Polymetal International Plc		
Ocado Group Plc		
Avast Plc		

Nikkei 225





 Top Gainers

Takashimaya Co Ltd	6.8%	-4.9%
Isetan Mitsukoshi Holdings Ltd	6.3%	-4.8%
J Front Retailing Co Ltd	6.1%	-4.5%
Mitsui Fudosan Co Ltd	5.4%	-3.9%
IHI Corp	4.7%	-3.9%





 Top Losers

SCREEN Holdings Co Ltd		
Sharp Corp		
NEC Corp		
Daikin Industries Ltd		
SoftBank Group Corp		

 Currencies

 <p><b>USD/ZAR</b> 14.5655</p> <p>At 06:00 SAST, the US Dollar advanced 0.15% against the South African Rand. The US Dollar fell against the South African Rand yesterday.</p>	 <p><b>GBP/ZAR</b> 20.6251</p> <p>At 06:00 SAST, the British Pound is trading 0.44% higher against the South African Rand. The British Pound declined against the South African Rand yesterday.</p>	 <p><b>EUR/ZAR</b> 17.6995</p> <p>At 06:00 SAST, the Euro rose 0.16% against the South African Rand. The Euro weakened against the South African Rand yesterday.</p>	 <p><b>AUD/ZAR</b> 11.5365</p> <p>At 06:00 SAST, the Australian Dollar is trading 0.23% firmer against the South African Rand. The Australian Dollar dropped against the South African Rand yesterday.</p>
--	---	---	---

 Commodities

 <p><b>Brent (\$/barrel)</b> 65.06 ▼ -0.47%</p> <p>At 06:00 SAST, Brent crude oil declined. after the API reported that crude oil inventories rose by 1mn bls last week. Yesterday, Brent crude oil climbed, amid easing lockdown restrictions around the world.</p> <p>To Read More <a href="#">Click Here</a></p>	 <p><b>Gold (\$/oz)</b> 1,808.50 ▲ 0.23%</p> <p>At 06:00 SAST, gold prices edged higher. Yesterday, gold prices fell, amid strength in the US Dollar.</p> <p>To Read More <a href="#">Click Here</a></p>	 <p><b>Platinum (\$/oz)</b> 1,254.70 ▲ 1.21%</p> <p>At 06:00 SAST, platinum prices gained. Yesterday, platinum prices dropped.</p>	 <p><b>Copper (\$/MT)*</b> 9,231.50</p> <p>Yesterday, copper prices have risen. * As of previous close</p>
--	--	--	--

## Major South African Corporate News

### Aspen Pharmacare Holdings Ltd

Expects EPS to be 18.0% to 23.0% higher compared with the same period last year.

To Read More

[Click Here](#)

### Discovery Limited

Expects EPS for the 6 months ended 31 December 2020, to be between 263.80c and 294.80c.

To Read More

[Click Here](#)

### Harmony Gold Mining Co Ltd

1H21 revenue stood at ZAR21.59bn compared to ZAR15.48bn recorded in the same period last year.

To Read More

[Click Here](#)

### Imperial Logistics

1H21 revenue rose 15.0% ZAR26.36bn from the same period last year.

To Read More

[Click Here](#)

## Major Global Economic News



### US

The Richmond Fed manufacturing index remained unchanged in February.

The CB consumer confidence improved in February.

Federal Reserve Chairman Jerome Powell reiterated that the central bank will maintain its dovish policy stance.



### Eurozone

Eurozone's consumer prices increased for the first time in 6 months in January.



### UK













The ILO unemployment rate rose to a five-year high in December.

The CBI distributive trade survey's retail sales balance advanced in February.

Average earnings including bonus rose more than expected in December.



 Economic Calendar

Country	SAST	Economic Indicator	Relevance	Consensus	Previous	Frequency
 Germany	09:00	Private Consumption (QoQ) (Q4)	★	-	10.80%	Quarterly
 Germany	09:00	Capital Investment (QoQ) (Q4)	★	-	3.60%	Quarterly
 Germany	09:00	Government Spending (QoQ) (Q4)	★	-	0.80%	Quarterly
 Germany	09:00	Gross Domestic Product s.a. (QoQ) (Q4) (F)	★★★	0.10%	8.50%	Quarterly
 France	09:45	Business Climate (Feb)	★	-	92.00	Monthly
 France	09:45	Production Outlook Indicator (Feb)	★	-	-9.00	Monthly
 Switzerland	11:00	ZEW Survey - Expectations (Feb)	★★	-	43.20	Monthly
 US	14:00	MBA Mortgage Applications (19-Feb)	★	-	-5.10%	Weekly
 US	14:00	MBA Market Index (19-Feb)	★	-	-	Weekly
 US	17:00	New Home Sales (MoM) (Jan)	★★★	2.10%	1.60%	Monthly
 US	17:00	Fed's Chair Powell speech	★★★	-	-	As Scheduled
 US	17:30	EIA Crude Oil Stocks Change (Barrels) (19-Feb)	★★★	-5.37mn	-7.26mn	Weekly

Note: ★★★ High   ★★ Medium   ★ Low

**Disclaimer**

This report and its contents are confidential, privileged and only for the information of the intended recipient. GTC (Pty) Ltd make no representations or warranties in respect of this report or its content and will not be liable for any loss or damage of any nature arising from this report, the content thereof, your reliance thereon its unauthorised use or any electronic viruses associated therewith. Please note that content does not necessarily represent or reflect the views and opinions of GTC (Pty) Ltd. This report is proprietary to GTC (Pty) Ltd and you may not copy or distribute the report without the prior written consent of the authors. Any feedback or contributions are most welcome.

formerly Grant Thornton Capital

<p><b>a</b> GTC, The Wanderers Office Park, 52 Corlett Drive, Illovo, 2196</p>	<p><b>t</b> +27 (0) 10 597 6800 <b>f</b> +27 (0) 10 597 6801</p>	<p>GTC (Pty) Ltd. <b>reg. no.</b> 1996/001488/07</p>	<p>An Authorised Financial Services Provider</p>
<p><b>p</b> P O Box 55118, Illovo, 2116</p>	<p><b>w</b> www.gtc.co.za</p>	<p><b>directors:</b> G.K. Mockler, F.Dildar</p>	<p><b>FSP no.</b> 731</p>

**GTC is nationally represented in Johannesburg, Cape Town and Durban.**

**GTC Group of products and services include:** Employee Benefits Consulting • Employee Benefits Administration • Private Client Wealth Management • Healthcare Consulting • Short-Term Risk Solutions • Stockbroking • Derivatives Trading • Unit Trust Management • Asset Management • Fiduciary Services