



ONE Minute Brief

19 FEBRUARY 2021

 Economic and Political News

South Africa (SA) to investigate Sasol's Secunda operations for elevated sulphur levels.

To Read More [Click Here](#)



Pretoria Commercial Crimes Court postpones the ZAR1.8bn Bosasa fraud and corruption case.

To Read More [Click Here](#)



SA scientists plan AstraZeneca trial to assess effect on severe disease.

To Read More [Click Here](#)



South African Airways (SAA) stopped from fetching COVID-19 vaccines.

To Read More [Click Here](#)



SA records 2,327 new Covid-19 cases and 230 new deaths.

To Read More [Click Here](#)



 South Africa Market ▼

South African markets closed in the red yesterday, amid concerns over rising inflation across the world.

To Read More [Click Here](#)

JSE All Share (ZAR)		JSE Top 40 (ZAR)		JSE Africa Fin. (ZAR)	
▼ 66,575.45		▼ 61,206.58		▼ 12,355.71	
1 Day Chg	1 D % Chg	1 Day Chg	1 D % Chg	1 Day Chg	1 D % Chg
-534.62	-0.80	-531.89	-0.86	-92.87	-0.75
WTD % Chg.	MTD % Chg.	WTD % Chg.	MTD % Chg.	WTD % Chg.	MTD % Chg.
0.67	6.57	0.88	6.79	-3.07	5.71
Prev. Month % Chg	YTD % Chg.	Prev. Month % Chg	YTD % Chg.	Prev. Month % Chg	YTD % Chg.
5.16	12.06	5.39	12.55	-3.08	2.45

 US Market ▼

US markets closed weaker yesterday, led by losses in technology sector stocks and as the US jobless claims recorded an unexpected rise.

S&P 500 futures 

To Read More [Click Here](#)

S&P 500 (USD)		Nasdaq Composite (USD)		DJIA (USD)	
▼ 3,913.97		▼ 13,865.36		▼ 31,493.34	
1 Day Chg	1 D % Chg	1 Day Chg	1 D % Chg	1 Day Chg	1 D % Chg
-17.36	-0.44	-100.14	-0.72	-119.68	-0.38
WTD % Chg.	MTD % Chg.	WTD % Chg.	MTD % Chg.	WTD % Chg.	MTD % Chg.
-0.53	5.38	-1.63	6.08	0.11	5.04
Prev. Month % Chg	YTD % Chg.	Prev. Month % Chg	YTD % Chg.	Prev. Month % Chg	YTD % Chg.
-1.11	4.20	1.42	7.58	-2.04	2.90

JSE All Share

 Top Gainers

Textainer Group Holdings Ltd	8.6%	-6.7%
Emira Property Fund Ltd	7.3%	-4.3%
Advtech Ltd	6.5%	-4.2%
Royal Bafokeng Platinum Ltd	5.5%	-3.6%
Reunert Ltd	5.5%	-3.4%

Top Losers 

Pan African Resources Plc		
Fortress REIT Ltd		
AngloGold Ashanti Ltd		
Gold Fields Ltd		
Hammerson Plc		

 Top Gainers

FirstEnergy Corp	7.2%	-10.2%
Kraft Heinz Co	5.2%	-9.2%
LKQ Corp	5.0%	-9.1%
DISH Network Corp	4.2%	-6.5%
Cboe Global Markets Inc	3.7%	-5.7%

Top Losers 

Albemarle Corp		
Wabtec Corp		
Mosaic Co		
Walmart Inc		
Apache Corp		

 UK Market ▼

UK markets finished lower yesterday, amid dismal corporate earnings reports.

FTSE 100 futures 

To Read More [Click Here](#)

FTSE 100 (GBP)		DAX 30 (EUR)		CAC 40 (EUR)	
▼ 6,617.15		▼ 13,886.93		▼ 5,728.33	
1 Day Chg	1 D % Chg	1 Day Chg	1 D % Chg	1 Day Chg	1 D % Chg
-93.75	-1.40	-22.34	-0.16	-37.51	-0.65
WTD % Chg.	MTD % Chg.	WTD % Chg.	MTD % Chg.	WTD % Chg.	MTD % Chg.
0.42	3.27	-1.16	3.38	0.43	6.10
Prev. Month % Chg	YTD % Chg.	Prev. Month % Chg	YTD % Chg.	Prev. Month % Chg	YTD % Chg.
-0.82	2.42	-2.08	1.23	-2.74	3.19

 Asia Market ▼

Asian markets are trading lower this morning, tracking overnight losses on Wall Street. The Nikkei 225 Index is trading 1.1% lower at 29,919.55.

*As at 6:00 SAST

To Read More [Click Here](#)

Nikkei 225 * (JPY)		Shanghai Composite * (CNY)		Hang Seng * (HKD)	
▼ 29,919.55		▼ 3,663.74		▼ 30,330.98	
1 Day Chg	1 D % Chg	1 Day Chg	1 D % Chg	1 Day Chg	1 D % Chg
-316.54	-1.05	-11.62	-0.32	-264.29	-0.86
WTD % Chg.	MTD % Chg.	WTD % Chg.	MTD % Chg.	WTD % Chg.	MTD % Chg.
2.43	9.30	0.55	5.52	1.40	8.17
Prev. Month % Chg	YTD % Chg.	Prev. Month % Chg	YTD % Chg.	Prev. Month % Chg	YTD % Chg.
0.80	10.17	0.29	5.82	3.87	12.35

FTSE 100

 Top Gainers

Auto Trader Group Plc	1.8%	-8.8%
Sage Group Plc	1.3%	-5.9%
Ashtead Group Plc	1.1%	-5.6%
Barratt Developments Plc	0.9%	-4.4%
Kingfisher Plc	0.8%	-4.0%

Top Losers 

Rolls-Royce Holdings Plc	-8.8%
Smith & Nephew Plc	-5.9%
Imperial Brands Plc	-5.6%
Barclays Plc	-4.4%
BP Plc	-4.0%

Nikkei 225





 Top Gainers

Taiheiyo Cement Corp	4.3%	-6.8%
Nissan Chemical Corp	3.1%	-4.3%
Taiyo Yuden Co Ltd	2.7%	-4.0%
Hitachi Zosen Corp	2.4%	-3.9%
Advantest Corp	2.4%	-3.7%





Top Losers 

Sharp Corp	-6.8%
Inpex Corp	-4.3%
Kawasaki Heavy Industries Ltd	-4.0%
Takara Holdings Inc	-3.9%
IHI Corp	-3.7%

 Currencies

 <p>USD/ZAR 14.6337</p> <p>▼</p> <p>At 06:00 SAST, the US Dollar advanced 0.27% against the South African Rand. The US Dollar fell against the South African Rand yesterday, following disappointing US jobs data.</p> <p>To Read More Click Here</p>	 <p>GBP/ZAR 20.4180</p> <p>▼</p> <p>At 06:00 SAST, the British Pound is trading 0.11% higher against the South African Rand. The British Pound climbed against the South African Rand yesterday, amid hopes over Britain's swift economic recovery.</p> <p>To Read More Click Here</p>	 <p>EUR/ZAR 17.6842</p> <p>▼</p> <p>At 06:00 SAST, the Euro rose 0.25% against the South African Rand. The Euro strengthened against the South African Rand yesterday.</p> <p>To Read More Click Here</p>	 <p>AUD/ZAR 11.3586</p> <p>▼</p> <p>At 06:00 SAST, the Australian Dollar is trading 0.18% firmer against the South African Rand. The Australian Dollar dropped against the South African Rand yesterday.</p> <p>To Read More Click Here</p>
--	---	---	---

 Commodities

 <p>Brent (\$/barrel) 62.80</p> <p>▼ -1.77%</p> <p>At 06:00 SAST, Brent crude oil declined. Yesterday, Brent crude oil dropped, amid speculation that the OPEC and its allies might increase output. Meanwhile, the US EIA reported that crude oil inventories fell by 7.3mn bls last week.</p> <p>To Read More Click Here</p>	 <p>Gold (\$/oz) 1,766.30</p> <p>▼ -0.40%</p> <p>At 06:00 SAST, gold prices edged lower. Yesterday, gold prices rose, amid weakness in the US Dollar and fall in the US Treasury yields.</p> <p>To Read More Click Here</p>	 <p>Platinum (\$/oz) 1,252.00</p> <p>▼ -1.78%</p> <p>At 06:00 SAST, platinum prices declined. Yesterday, platinum prices advanced.</p> <p>To Read More Click Here</p>	 <p>Copper (\$/MT)* 8,573.25</p> <p>Yesterday, copper prices have risen. * As of previous close</p>
--	--	--	--

Major South African Corporate News

Aveng Limited

Expects 1H21 HEPS to be between 0.40c and 0.80c and EPS to be between 2.10c and 2.50c.

To Read More

[Click Here](#)

Gold Fields Limited

FY20 revenue increased to USD3.89bn from USD2.96bn reported in the same period of the last year.

To Read More

[Click Here](#)

Sibanye Stillwater Limited

FY20 revenue rose to ZAR127.39bn from ZAR72.93bn posted in the same period of the last year.

To Read More

[Click Here](#)

Truworths International Limited

1H21 revenue fell to ZAR9.89bn from ZAR11.03bn posted in the same period of the prior year.

To Read More

[Click Here](#)

Major Global Economic News



US

Initial jobless claims unexpectedly climbed to a 4-week high last week.

The Philadelphia Fed manufacturing index dropped in February.

Building permits advanced in January.

Housing starts fell in January.



Eurozone

Eurozone's consumer confidence index improved in February.

ECB meeting accounts: ECB pledged to maintain stimulus despite rise in inflation.



Asia

Australia's retail sales rose less than expected in January.

Australia's Commonwealth Bank manufacturing PMI unexpectedly fell in February.








Japan's factory activity expanded for the first time in 22 months in February.



UK

The GfK consumer confidence index improved in February.

 Economic Calendar

Country	SAST	Economic Indicator	Relevance	Consensus	Previous	Frequency
 Germany	09:00	Producer Price Index (YoY) (Jan)	★★★	0.30%	0.20%	Monthly
 UK	09:00	Retail Sales (MoM) (Jan)	★	-2.50%	0.30%	Monthly
 UK	09:00	Public Sector Net Borrowing (Jan)	★	-	GBP33.40bn	Monthly
 Germany	10:30	Markit Manufacturing PMI (Feb) (P)	★★★	56.50	57.10	Monthly
 Germany	10:30	Markit Services PMI (Feb) (P)	★★★	46.50	46.70	Monthly
 Eurozone	11:00	Markit Manufacturing PMI (Feb) (P)	★★★	54.30	54.80	Monthly
 Eurozone	11:00	Markit Services PMI (Feb) (P)	★★★	45.90	45.40	Monthly
 Eurozone	11:00	Current Account s.a (Dec)	★★★	-	EUR24.60bn	Monthly
 UK	13:00	CBI Industrial Trends Survey - Orders (Feb)	★	-35.00	-38.00	Monthly
 US	16:45	Markit Manufacturing PMI (Feb) (P)	★★★	58.50	59.20	Monthly
 US	16:45	Markit Services PMI (Feb) (P)	★★★	57.60	58.30	Monthly
 US	20:00	Baker Hughes US Oil Rig Count (19-Feb)	★	-	306.00	Weekly

Note: ★★★ High ★★ Medium ★ Low

Disclaimer

This report and its contents are confidential, privileged and only for the information of the intended recipient. GTC (Pty) Ltd make no representations or warranties in respect of this report or its content and will not be liable for any loss or damage of any nature arising from this report, the content thereof, your reliance thereon its unauthorised use or any electronic viruses associated therewith. Please note that content does not necessarily represent or reflect the views and opinions of GTC (Pty) Ltd. This report is proprietary to GTC (Pty) Ltd and you may not copy or distribute the report without the prior written consent of the authors. Any feedback or contributions are most welcome.

formerly Grant Thornton Capital

<p>a GTC, The Wanderers Office Park, 52 Corlett Drive, Illovo, 2196</p>	<p>t +27 (0) 10 597 6800 f +27 (0) 10 597 6801</p>	<p>GTC (Pty) Ltd. reg. no. 1996/001488/07</p>	<p>An Authorised Financial Services Provider</p>
<p>p P O Box 55118, Illovo, 2116</p>	<p>w www.gtc.co.za</p>	<p>directors: G.K. Mockler, F.Dildar</p>	<p>FSP no. 731</p>

GTC is nationally represented in Johannesburg, Cape Town and Durban.

GTC Group of products and services include: Employee Benefits Consulting • Employee Benefits Administration • Private Client Wealth Management • Healthcare Consulting • Short-Term Risk Solutions • Stockbroking • Derivatives Trading • Unit Trust Management • Asset Management • Fiduciary Services