




ONE Minute Brief

23 FEBRUARY 2021



 Economic and Political News

Zondo commission files papers to have former President Jacob Zuma jailed for two years.

To Read More [Click Here](#)



Independent Communications Authority of South Africa (ICASA) pushes back spectrum auction to 23 March.

To Read More [Click Here](#)



One-third of Johnson & Johnson vaccines to be allocated to private sector.

To Read More [Click Here](#)



Vaccine rollout hits first major milestone with 15,000 immunised in SA.

To Read More [Click Here](#)



 South Africa Market ▼

South African markets closed in the red yesterday, weighed down by losses in industrial sector stocks.

To Read More [Click Here](#)

JSE All Share (ZAR)		JSE Top 40 (ZAR)		JSE Africa Fin. (ZAR)	
▼ 67,362.82		▼ 61,903.64		▲ 12,384.41	
1 Day Chg	1 D % Chg	1 Day Chg	1 D % Chg	1 Day Chg	1 D % Chg
-102.04	-0.15	-201.60	-0.32	15.26	0.12
WTD % Chg.	MTD % Chg.	WTD % Chg.	MTD % Chg.	WTD % Chg.	MTD % Chg.
-0.15	7.83	-0.32	8.01	0.12	5.95
Prev. Month % Chg	YTD % Chg.	Prev. Month % Chg	YTD % Chg.	Prev. Month % Chg	YTD % Chg.
5.16	13.39	5.39	13.84	-3.08	2.69

 US Market ▼

US markets closed mostly weaker yesterday, amid worries over rising US Treasury yields and led by losses in technology sector stocks.

S&P 500 futures 

To Read More [Click Here](#)

S&P 500 (USD)		Nasdaq Composite (USD)		DJIA (USD)	
▼ 3,876.50		▼ 13,533.05		▲ 31,521.69	
1 Day Chg	1 D % Chg	1 Day Chg	1 D % Chg	1 Day Chg	1 D % Chg
-30.21	-0.77	-341.41	-2.46	27.37	0.09
WTD % Chg.	MTD % Chg.	WTD % Chg.	MTD % Chg.	WTD % Chg.	MTD % Chg.
-0.77	4.37	-2.46	3.54	0.09	5.13
Prev. Month % Chg	YTD % Chg.	Prev. Month % Chg	YTD % Chg.	Prev. Month % Chg	YTD % Chg.
-1.11	3.21	1.42	5.00	-2.04	2.99

JSE All Share

S&P 500

 Top Gainers

Transaction Capital Ltd	9.4%	-7.4%
Tsogo Sun Gaming Ltd	9.0%	-4.9%
Tsogo Sun Hotels Ltd	6.6%	-4.7%
Super Group Ltd	6.3%	-3.9%
Bytes Technology Group Plc	6.1%	-3.8%

Top Losers 

Grindrod Ltd	-7.4%
Steinhoff International Holdings NV	-4.9%
Metair Investments Ltd	-4.7%
RMB Holdings Ltd	-3.9%
Prosus NV	-3.8%

 Top Gainers

People's United Financial Inc	14.9%	-14.9%
American Airlines Group Inc	9.4%	-11.5%
Royal Caribbean Cruises Ltd	9.3%	-8.6%
Vornado Realty Trust	9.2%	-7.2%
Discovery Inc	8.9%	-6.8%

Top Losers 

Viatis Inc	-14.9%
Enphase Energy Inc	-11.5%
Tesla Inc	-8.6%
Teradyne Inc	-7.2%
NRG Energy Inc	-6.8%

 UK Market ▼

UK markets finished lower yesterday, as stronger commodity prices stoked concerns of a spike in inflation.

FTSE 100 futures 

To Read More [Click Here](#)

FTSE 100 (GBP)		DAX 30 (EUR)		CAC 40 (EUR)	
▼ 6,612.24		▼ 13,950.04		▼ 5,767.44	
1 Day Chg	1 D % Chg	1 Day Chg	1 D % Chg	1 Day Chg	1 D % Chg
-11.78	-0.18	-43.19	-0.31	-6.11	-0.11
WTD % Chg.	MTD % Chg.	WTD % Chg.	MTD % Chg.	WTD % Chg.	MTD % Chg.
-0.18	3.20	-0.31	3.85	-0.11	6.82
Prev. Month % Chg	YTD % Chg.	Prev. Month % Chg	YTD % Chg.	Prev. Month % Chg	YTD % Chg.
-0.82	2.35	-2.08	1.69	-2.74	3.89

 Asia Market ▲

Asian markets are trading higher this morning. Markets in Japan are closed today on account of a public holiday.

*As at 6:00 SAST; #Values as on 22 February 2021

Nikkei 225# (JPY)		Shanghai Composite* (CNY)		Hang Seng* (HKD)	
▲ 30,156.03		▲ 3,654.77		▲ 30,710.99	
1 Day Chg	1 D % Chg	1 Day Chg	1 D % Chg	1 Day Chg	1 D % Chg
+138.11	0.46	12.33	0.34	391.16	1.29
WTD % Chg.	MTD % Chg.	WTD % Chg.	MTD % Chg.	WTD % Chg.	MTD % Chg.
0.46	9.01	-1.45	4.58	-1.06	7.20
Prev. Month % Chg	YTD % Chg.	Prev. Month % Chg	YTD % Chg.	Prev. Month % Chg	YTD % Chg.
0.80	9.88	0.29	4.88	3.87	11.34

FTSE 100

 Top Gainers

International Consolidated Airlines Grou	7.5%	-6.2%
Rolls-Royce Holdings Plc	6.9%	-5.9%
Informa Plc	5.4%	-4.6%
Compass Group Plc	4.2%	-4.0%
InterContinental Hotels Group Plc	4.0%	-3.7%

Top Losers 

Ocado Group Plc		
Scottish Mortgage Investment Trust Plc		
Just Eat Takeaway.com NV		
Smith & Nephew Plc		
AVEVA Group		

Nikkei 225

 Top Gainers





Yokohama Rubber Co Ltd	8.9%	-4.8%
Pacific Metals Co Ltd	7.9%	-4.2%
Sumitomo Metal Mining Co Ltd	7.2%	-4.1%
Tokyo Electron Ltd	6.3%	-3.6%
Shinsei Bank Ltd	6.1%	-2.2%

As on 22 February 2021





Top Losers 

Olympus Corp		
Konica Minolta Inc		
Terumo Corp		
Daikin Industries Ltd		
Kyowa Hakko Kirin Co Ltd		

 Currencies

 <p>USD/ZAR 14.6432</p> <p>▲</p> <p>At 06:00 SAST, the US Dollar retreated 0.25% against the South African Rand. The US Dollar fell against the South African Rand yesterday, as hopes for swift economic recovery boosted demand for riskier assets.</p> <p>To Read More Click Here</p>	 <p>GBP/ZAR 20.6057</p> <p>▲</p> <p>At 06:00 SAST, the British Pound is trading 0.19% weaker against the South African Rand. The British Pound climbed against the South African Rand yesterday, amid optimism over the rollout of Covid-19 vaccine and UK's lockdown exit plan.</p> <p>To Read More Click Here</p>	 <p>EUR/ZAR 17.8162</p> <p>▲</p> <p>At 06:00 SAST, the Euro fell 0.17% against the South African Rand. The Euro strengthened against the South African Rand yesterday.</p> <p>To Read More Click Here</p>	 <p>AUD/ZAR 11.5883</p> <p>▲</p> <p>At 06:00 SAST, the Australian Dollar is trading 0.28% lower against the South African Rand. The Australian Dollar gained against the South African Rand yesterday.</p> <p>To Read More Click Here</p>
---	--	---	---

 Commodities

 <p>▲ 1.56%</p> <p>Brent (\$/barrel) 66.26</p> <p>At 06:00 SAST, Brent crude oil rose. Yesterday, Brent crude oil climbed, amid expectations of slow recovery of US crude output.</p> <p>To Read More Click Here</p>	 <p>▲ 0.31%</p> <p>Gold (\$/oz) 1,812.30</p> <p>At 06:00 SAST, gold prices edged higher. Yesterday, gold prices rose, amid weakness in the US Dollar and concerns over rising inflation.</p> <p>To Read More Click Here</p>	 <p>▼ -0.41%</p> <p>Platinum (\$/oz) 1,277.10</p> <p>At 06:00 SAST, platinum prices declined. Yesterday, platinum prices dropped.</p> <p>To Read More Click Here</p>	 <p>Copper (\$/MT)* 9,132.50</p> <p>Yesterday, copper prices have risen. * As of previous close</p>
--	--	---	--

Major South African Corporate News

Anglo American Platinum Ltd

FY20 revenues rose to ZAR137.80bn from ZAR99.57bn last year.

To Read More [Click Here](#)

AngloGold Ashanti Limited

FY20 revenue rose to USD4.43bn from USD3.53bn posted in the same period last year.

To Read More [Click Here](#)

Grindrod Limited

Core businesses performance remained robust during the 12 months ended 31 December 2020.

To Read More [Click Here](#)

Sasol Limited

1H21 revenue fell 7.3% to ZAR91.97bn from the same period of the preceding year.

To Read More [Click Here](#)

Major Global Economic News



US

The Dallas Fed manufacturing index jumped in February.

The Chicago Fed National Activity Index strengthened in January.



Eurozone

Germany's Ifo business expectations index rose in February.

Germany's Ifo business climate index advanced in February.

ECB President Christine Lagarde said the central bank is "closely monitoring" the recent rise in bond yields.



Asia



China's house price index rose in January.



UK

British Prime Minister Boris Johnson unveiled plans to end England's lockdown restrictions by 21 June.

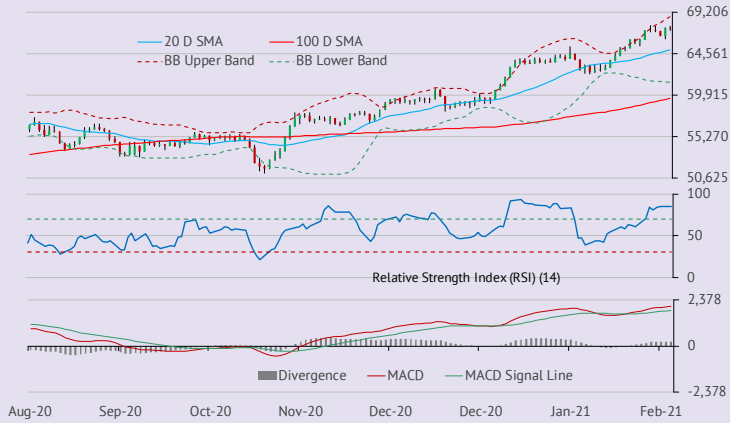
 Economic Calendar

Country	SAST	Economic Indicator	Relevance	Consensus	Previous	Frequency
 UK	09:00	Average Earnings Including Bonus (3Mo/Yr) (Dec)	★	-	3.60%	Monthly
 UK	09:00	Claimant Count Rate s.a. (Jan)	★	-	7.40%	Monthly
 UK	09:00	ILO Unemployment Rate (3M) (Dec)	★	-	5.00%	Monthly
 Switzerland	09:30	Producer and Import Prices (MoM) (Jan)	★	-	0.50%	Monthly
 South Africa	11:30	Unemployment Rate (Q4)	★★	-	30.80%	Quarterly
 Eurozone	12:00	Consumer Price Index (YoY) (Jan) (F)	★★★	0.90%	-0.30%	Monthly
 UK	13:00	CBI Distributive Trades Survey - Realised (Feb)	★	-	-50.00%	Monthly
 US	16:00	House Price Index s.a. (Dec)	★★	-	-	Monthly
 US	16:00	House Price Purchase Index (QoQ) (Q4)	★★	-	3.10%	Quarterly
 US	17:00	Consumer Confidence (Feb)	★★★	90.00	89.30	Monthly
 US	17:00	Richmond Fed Manufacturing Index (Feb)	★	-	14.00	Monthly

Note: ★★★ High ★★ Medium ★ Low

 Technical snapshot

JSE All Share



67,362.82

R1

67,989.12

R2

68,615.42

S1

66,484.36

S2

65,605.90

S&P 500



3,876.50

R1

3,926.38

R2

3,976.27

S1

3,850.66

S2

3,824.83

USD ZAR



14.6792

R1

14.9347

R2

15.1901

S1

14.4145

S2

14.1497

XAU USD



\$1,806.70/oz

R1

\$1,831.97/oz

R2

\$1,857.23/oz

S1

\$1,772.87/oz

S2

\$1,739.03/oz

Disclaimer

This report and its contents are confidential, privileged and only for the information of the intended recipient. GTC (Pty) Ltd make no representations or warranties in respect of this report or its content and will not be liable for any loss or damage of any nature arising from this report, the content thereof, your reliance thereon its unauthorised use or any electronic viruses associated therewith. Please note that content does not necessarily represent or reflect the views and opinions of GTC (Pty) Ltd. This report is proprietary to GTC (Pty) Ltd and you may not copy or distribute the report without the prior written consent of the authors. Any feedback or contributions are most welcome.

formerly Grant Thornton Capital

<p>a GTC, The Wanderers Office Park, 52 Corlett Drive, Illovo, 2196</p>	<p>t +27 (0) 10 597 6800 f +27 (0) 10 597 6801</p>	<p>GTC (Pty) Ltd. reg. no. 1996/001488/07</p>	<p>An Authorised Financial Services Provider</p>
<p>p P O Box 55118, Illovo, 2116</p>	<p>w www.gtc.co.za</p>	<p>directors: G.K. Mockler, F.Dildar</p>	<p>FSP no. 731</p>

GTC is nationally represented in Johannesburg, Cape Town and Durban.

GTC Group of products and services include: Employee Benefits Consulting • Employee Benefits Administration • Private Client Wealth Management • Healthcare Consulting • Short-Term Risk Solutions • Stockbroking • Derivatives Trading • Unit Trust Management • Asset Management • Fiduciary Services