

ONE Minute Brief

5 FEBRUARY 2021

 Economic and Political News

South Africa's (SA) electricity production rises 1.1% on a YoY basis in December, compared to a drop of 2.4% in November.

SA's electricity consumption rises 1.7% on a YoY basis in December, compared to a fall of 2.1% in November.

Constitutional Court declares certain provisions of the Regulation of Interception of Communications Act (RICA) as unconstitutional.

To Read More [Click Here](#)

National Treasury likely to keep bond auction levels constant until the end of the fiscal year.

To Read More [Click Here](#)

SA expects to receive another 3.1mn vaccine doses in the first half of this year.

To Read More [Click Here](#)

South Africa Market ▲

South African markets closed in the green yesterday, boosted by gains in financial, banking and platinum mining sector stocks.

To Read More [Click Here](#)

JSE All Share (ZAR)		JSE Top 40 (ZAR)		JSE Africa Fin. (ZAR)	
▲ 63,786.21		▲ 58,493.74		▲ 12,205.26	
1 Day Chg	1 D % Chg	1 Day Chg	1 D % Chg	1 Day Chg	1 D % Chg
775.60	1.23	665.19	1.15	354.58	2.99
WTD % Chg.	MTD % Chg.	WTD % Chg.	MTD % Chg.	WTD % Chg.	MTD % Chg.
2.10	2.10	2.06	2.06	4.42	4.42
Prev. Month % Chg	YTD % Chg.	Prev. Month % Chg	YTD % Chg.	Prev. Month % Chg	YTD % Chg.
5.16	7.37	5.39	7.57	-3.08	1.20

US Market ▲

US markets closed firmer yesterday, following upbeat earnings reports and encouraging US economic data.

S&P 500 futures ▲

To Read More [Click Here](#)

S&P 500 (USD)		Nasdaq Composite (USD)		DJIA (USD)	
▲ 3,871.74		▲ 13,777.74		▲ 31,055.86	
1 Day Chg	1 D % Chg	1 Day Chg	1 D % Chg	1 Day Chg	1 D % Chg
41.57	1.09	167.20	1.23	332.26	1.08
WTD % Chg.	MTD % Chg.	WTD % Chg.	MTD % Chg.	WTD % Chg.	MTD % Chg.
4.24	4.24	5.41	5.41	3.58	3.58
Prev. Month % Chg	YTD % Chg.	Prev. Month % Chg	YTD % Chg.	Prev. Month % Chg	YTD % Chg.
-1.11	3.08	1.42	6.90	-2.04	1.47

JSE All Share

Top Gainers

Sun International Ltd	11.9%	-6.9%
Hosken Consolidated Investments Ltd	10.9%	-5.0%
Montauk Renewables Inc	8.3%	-4.5%
Capital & Counties Properties Plc	6.6%	-4.2%
Discovery Ltd	6.5%	-4.1%

Top Losers

Brait SE
DataTec Ltd
DRDGOLD Ltd
Harmony Gold Mining Co Ltd
AngloGold Ashanti Ltd

S&P 500

Top Gainers

Align Technology Inc	12.6%	-8.8%
L Brands Inc	9.4%	-7.7%
PayPal Holdings Inc	7.4%	-7.2%
Snap-on Inc	6.5%	-6.4%
CDW Corp	6.4%	-6.3%

Top Losers

QUALCOMM Inc
International Paper Co
Air Products and Chemicals Inc
Cigna Corp
Clorox Co


 UK Market ▼

UK markets finished lower yesterday, amid dismal corporate results and after the Bank of England cut its growth forecast for 2021.

FTSE 100 futures 

To Read More [Click Here](#)

FTSE 100 (GBP)		DAX 30 (EUR)		CAC 40 (EUR)	
▼ 6,503.72		▲ 14,060.29		▲ 5,608.54	
1 Day Chg -4.10	1 D % Chg -0.06	1 Day Chg 126.66	1 D % Chg 0.91	1 Day Chg 45.49	1 D % Chg 0.82
WTD % Chg. 1.50	MTD % Chg. 1.50	WTD % Chg. 4.67	MTD % Chg. 4.67	WTD % Chg. 3.88	MTD % Chg. 3.88
Prev. Month % Chg -0.82	YTD % Chg. 0.67	Prev. Month % Chg -2.08	YTD % Chg. 2.49	Prev. Month % Chg -2.74	YTD % Chg. 1.03


 Asia Market ▲

Asian markets are trading higher this morning, tracking overnight gains on Wall Street. The Nikkei 225 Index is trading 1.3% higher at 28,704.44 .

*As at 6:00 SAST

To Read More [Click Here](#)

Nikkei 225 * (JPY)		Shanghai Composite * (CNY)		Hang Seng * (HKD)	
▲ 28,704.44		▲ 3,518.09		▲ 29,206.72	
1 Day Chg 362.49	1 D % Chg 1.28	1 Day Chg 16.23	1 D % Chg 0.46	1 Day Chg 93.22	1 D % Chg 0.32
WTD % Chg. 2.45	MTD % Chg. 2.45	WTD % Chg. 0.54	MTD % Chg. 0.54	WTD % Chg. 2.93	MTD % Chg. 2.93
Prev. Month % Chg 0.80	YTD % Chg. 3.27	Prev. Month % Chg 0.29	YTD % Chg. 0.83	Prev. Month % Chg 3.87	YTD % Chg. 6.91

FTSE 100


 Top Gainers

Lloyds Banking Group Plc	5.7%	-6.2%
Natwest Group Plc	5.5%	-3.3%
Compass Group Plc	4.5%	-3.2%
Whitbread Plc	4.2%	-3.2%
International Consolidated Airlines Grp	3.3%	-2.4%


 Top Losers

Unilever Plc
Fresnillo Plc
BT Group Plc
Just Eat Takeaway.com NV
United Utilities Group Plc






 Top Gainers

Mazda Motor Corp	18.4%	-8.3%
Mitsubishi Motors Corp	12.4%	-4.6%
Ricoh Co Ltd	11.2%	-3.9%
NTT Data Corp	9.5%	-3.1%
Subaru Corp	7.5%	-2.9%






 Top Losers

Furukawa Electric Co Ltd
Kawasaki Kisen Kaisha Ltd
Oki Electric Industry Co Ltd
Mitsubishi Heavy Industries Ltd
Denka Co Ltd

Currencies

 <p>At 06:00 SAST, the US Dollar advanced 0.11% against the South African Rand.</p> <p>The US Dollar rose against the South African Rand yesterday, amid optimism over US economic outlook.</p> <p>To Read More Click Here</p>	 <p>At 06:00 SAST, the British Pound is trading 0.11% higher against the South African Rand.</p> <p>The British Pound climbed against the South African Rand yesterday, as the BoE dismissed the risk of negative interest rates for at least 6 months.</p> <p>To Read More Click Here</p>	 <p>At 06:00 SAST, the Euro rose 0.05% against the South African Rand.</p> <p>The Euro weakened against the South African Rand yesterday.</p> <p>To Read More Click Here</p>	 <p>At 06:00 SAST, the Australian Dollar is trading marginally firmer against the South African Rand.</p> <p>The Australian Dollar gained against the South African Rand yesterday.</p> <p>To Read More Click Here</p>
--	--	---	---

Commodities

 <p>▲ 0.61%</p> <p>Brent (\$/barrel)</p> <p>59.20</p> <p>At 06:00 SAST, Brent crude oil rose.</p> <p>Yesterday, Brent crude oil climbed, amid optimism over US economic outlook and tightening supplies.</p> <p>To Read More Click Here</p>	 <p>▲ 0.32%</p> <p>Gold (\$/oz)</p> <p>1,794.70</p> <p>At 06:00 SAST, gold prices edged higher.</p> <p>Yesterday, gold prices fell, amid strength in the greenback and rise in the US Treasury yields.</p> <p>To Read More Click Here</p>	 <p>▲ 0.34%</p> <p>Platinum (\$/oz)</p> <p>1,106.70</p> <p>At 06:00 SAST, platinum prices gained.</p> <p>Yesterday, platinum prices dropped.</p> <p>To Read More Click Here</p>	 <p>Copper (\$/MT)*</p> <p>7,825.50</p> <p>Yesterday, copper prices have fallen.</p> <p>* As of previous close</p>
--	---	---	--

Major South African Corporate News

Sibanye Stillwater Limited

Appointed Richard Cox as Executive VP of SA gold operations, with effect from 1 February 2021.

To Read More

[Click Here](#)

Major Global Economic News



US

Factory orders rose for a eighth consecutive month in December.

Durable goods orders climbed in December.

Initial jobless claims unexpectedly fell to two-month low in the week ended 29 January 2021.



Eurozone

Eurozone's retail sales grew more than expected in December.



Asia

Australia's retail sales fell in December.
Australia's AiG performance of services index advanced in December.

RBA Governor Phillip Lowe stated that interest rates will remain low until at least 2024.















UK

The Markit construction PMI dropped in January.

The Bank of England kept its interest rates unchanged at 0.1% but stated that they could go negative by July.

 Economic Calendar

Country	SAST	Economic Indicator	Relevance	Consensus/*Actuals	Previous	Frequency
 Japan	01:30	Household Spending (YoY) (Dec)	★★	-0.60%*	1.10%	Monthly
 Japan	07:00	Coincident Index (Dec) (P)	★	-	89.00	Monthly
 Japan	07:00	Leading Economic Index (Dec) (P)	★★★	-	96.40	Monthly
 South Africa	08:00	Net Gold & Forex Reserve (Jan)	★	-	USD52.05bn	Monthly
 Germany	09:00	Factory Orders s.a. (MoM) (Dec)	★★	-1.00%	2.30%	Monthly
 France	09:45	Current Account (Dec)	★★	-	-EUR1.40bn	Monthly
 France	09:45	Trade Balance (Dec)	★★★	-	-EUR3.56bn	Monthly
 Switzerland	10:00	Foreign Currency Reserves (Jan)	★★★	-	CHF891.20bn	Monthly
 Italy	11:00	Retail Sales s.a. (MoM) (Dec)	★★★	-	-6.90%	Monthly
 US	15:30	Unemployment Rate (Jan)	★★★	6.70%	6.70%	Monthly
 US	15:30	Trade Balance (Dec)	★★★	-USD65.70bn	-USD68.10bn	Monthly
 US	20:00	Baker Hughes US Oil Rig Count (05-Feb)	★	-	295.00	Weekly

Note: ★★★ High ★★ Medium ★ Low

Disclaimer

This report and its contents are confidential, privileged and only for the information of the intended recipient. GTC (Pty) Ltd make no representations or warranties in respect of this report or its content and will not be liable for any loss or damage of any nature arising from this report, the content thereof, your reliance thereon its unauthorised use or any electronic viruses associated therewith. Please note that content does not necessarily represent or reflect the views and opinions of GTC (Pty) Ltd. This report is proprietary to GTC (Pty) Ltd and you may not copy or distribute the report without the prior written consent of the authors. Any feedback or contributions are most welcome.

formerly Grant Thornton Capital

a GTC, The Wanderers Office Park,
52 Corlett Drive, Illovo, 2196

p P O Box 55118, Illovo, 2116

t +27 (0) 10 597 6800

f +27 (0) 10 597 6801

w www.gtc.co.za

GTC (Pty) Ltd.

reg. no. 1996/001488/07

directors: G.K. Mockler, F.Dildar

An Authorised Financial
Services Provider

FSP no. 731

GTC is nationally represented in Johannesburg, Cape Town and Durban.

GTC Group of products and services include: Employee Benefits Consulting • Employee Benefits Administration • Private Client Wealth Management • Healthcare Consulting • Short-Term Risk Solutions • Stockbroking • Derivatives Trading • Unit Trust Management • Asset Management • Fiduciary Services