



# ONE Minute Brief

22 JANUARY 2021

 Economic and Political News

**South African Reserve Bank (SARB) keeps interest rate unchanged at 3.50% and revises its 2021 GDP growth forecasts to 3.6% from 3.5%.**



**South Africa's (SA) retail sales fall 4.0% YoY in November, compared to a revised drop of 2.3% in October.**



**Public Protector Busisiwe Mkhwebane's perjury case postponed to 25 March 2021.**



**Democratic Alliance wants an ad hoc committee to oversee Deputy President David Mabuza's vaccine rollout team.**



**National Treasury asks Parliament for an additional extension to submit annual financial statements.**



 South Africa Market 

South African markets closed in the green yesterday, as the SARB held its interest rates at a record low.

To Read More [Click Here](#)

JSE All Share (ZAR)		JSE Top 40 (ZAR)		JSE Africa Fin. (ZAR)	
▲ 64,174.88		▲ 58,969.37		▼ 11,940.13	
1 Day Chg	1 D % Chg	1 Day Chg	1 D % Chg	1 Day Chg	1 D % Chg
66.37	0.10	111.61	0.19	-57.71	-0.48
WTD % Chg.	MTD % Chg.	WTD % Chg.	MTD % Chg.	WTD % Chg.	MTD % Chg.
0.98	8.02	0.89	8.44	0.20	-1.00
Prev. Month % Chg	YTD % Chg.	Prev. Month % Chg	YTD % Chg.	Prev. Month % Chg	YTD % Chg.
4.06	8.02	3.83	8.44	8.08	-1.00

 US Market 

US markets closed mostly firmer yesterday, amid hopes for fresh fiscal stimulus from the Biden administration.

S&P 500 futures 

To Read More [Click Here](#)

S&P 500 (USD)		Nasdaq Composite (USD)		DJIA (USD)	
▲ 3,853.07		▲ 13,530.92		▼ 31,176.01	
1 Day Chg	1 D % Chg	1 Day Chg	1 D % Chg	1 Day Chg	1 D % Chg
1.22	0.03	73.67	0.55	-12.37	-0.04
WTD % Chg.	MTD % Chg.	WTD % Chg.	MTD % Chg.	WTD % Chg.	MTD % Chg.
2.25	2.58	4.10	4.99	1.17	1.86
Prev. Month % Chg	YTD % Chg.	Prev. Month % Chg	YTD % Chg.	Prev. Month % Chg	YTD % Chg.
3.71	2.58	5.65	4.99	3.27	1.86

JSE All Share

S&P 500

 Top Gainers

Exxaro Resources Ltd	6.4%	-9.5%	RDI REIT Plc
Anglo American Platinum Ltd	5.5%	-7.1%	Hudaco Industries Ltd
Gold Fields Ltd	5.1%	-4.0%	EPP NV
Steinhoff International Holdings NV	4.1%	-3.4%	Grindrod Ltd
Blue Label Telecoms Ltd	4.0%	-3.2%	Hammerson Plc

Top Losers 

 Top Gainers

PACCAR Inc	10.5%	-8.6%	EOG Resources Inc
BorgWarner Inc	6.7%	-7.9%	Devon Energy Corp
Intel Corp	6.5%	-6.4%	Occidental Petroleum Corp
Enphase Energy Inc	6.4%	-5.7%	United Continental Holdings Inc
Ford Motor Co	6.2%	-5.7%	Discover Financial Services

Top Losers 

 UK Market ▼

UK markets finished lower yesterday, as energy sector stocks declined on the back of lower oil prices.

FTSE 100 futures 

To Read More [Click Here](#)

FTSE 100 (GBP)		DAX 30 (EUR)		CAC 40 (EUR)	
▼ 6,715.42		▼ 13,906.67		▼ 5,590.79	
1 Day Chg	1 D % Chg	1 Day Chg	1 D % Chg	1 Day Chg	1 D % Chg
-24.97	-0.37	-14.70	-0.11	-37.65	-0.67
WTD % Chg.	MTD % Chg.	WTD % Chg.	MTD % Chg.	WTD % Chg.	MTD % Chg.
-0.30	3.95	0.86	1.37	-0.37	0.71
Prev. Month % Chg	YTD % Chg.	Prev. Month % Chg	YTD % Chg.	Prev. Month % Chg	YTD % Chg.
3.10	3.95	3.22	1.37	0.60	0.71

 Asia Market ▼

Asian markets are trading lower this morning. The Nikkei 225 Index is trading 0.5% lower at 28,624.32.

\*As at 6:00 SAST

Nikkei 225 * (JPY)		Shanghai Composite * (CNY)		Hang Seng * (HKD)	
▼ 28,624.32		▼ 3,595.00		▼ 29,462	
1 Day Chg	1 D % Chg	1 Day Chg	1 D % Chg	1 Day Chg	1 D % Chg
-132.54	-0.46	-26.26	-0.73	-465.76	-1.56
WTD % Chg.	MTD % Chg.	WTD % Chg.	MTD % Chg.	WTD % Chg.	MTD % Chg.
0.83	4.78	1.54	4.27	4.74	9.90
Prev. Month % Chg	YTD % Chg.	Prev. Month % Chg	YTD % Chg.	Prev. Month % Chg	YTD % Chg.
3.82	4.78	2.40	4.27	3.38	9.90

FTSE 100

 Top Gainers

Sage Group Plc	4.9%	-3.8%
Just Eat Takeaway.com NV	4.9%	-3.1%
Ocado Group Plc	4.0%	-3.0%
AVEVA Group	3.0%	-2.9%
Auto Trader Group Plc	2.9%	-2.7%

Top Losers 

Rolls-Royce Holdings Plc
BP Plc
International Consolidated Airlines Group
Royal Dutch Shell Plc
Royal Dutch Shell Plc





 Top Gainers

Shiseido Co Ltd	4.7%	-3.7%
Tokyo Electric Power Co Holdings Inc	4.4%	-3.3%
Sharp Corp	3.7%	-3.1%
Z Holdings Corp	3.5%	-3.1%
Panasonic Corp	3.5%	-2.8%





Top Losers 

Taiyo Yuden Co Ltd
SCREEN Holdings Co Ltd
Amada Holdings Co Ltd
Nippon Steel & Sumitomo Metal Corp
TDK Corp

 Currencies

 <p><b>USD/ZAR</b> 14.9894 ▲ 0.31%</p> <p>At 06:00 SAST, the US Dollar advanced against the South African Rand. The US Dollar rose against the South African Rand yesterday.</p> <p>To Read More <a href="#">Click Here</a></p>	 <p><b>GBP/ZAR</b> 20.5605 ▲ 0.22%</p> <p>At 06:00 SAST, the British Pound is trading higher against the South African Rand. The British Pound climbed against the South African Rand yesterday, amid optimism over the pace of Covid-19 vaccinations in Britain.</p> <p>To Read More <a href="#">Click Here</a></p>	 <p><b>EUR/ZAR</b> 18.2483 ▲ 0.41%</p> <p>At 06:00 SAST, the Euro rose against the South African Rand. The Euro strengthened against the South African Rand yesterday, as the European Central Bank kept its interest rate unchanged.</p> <p>To Read More <a href="#">Click Here</a></p>	 <p><b>AUD/ZAR</b> 11.6087 ▲ 0.10%</p> <p>At 06:00 SAST, the Australian Dollar is trading firmer against the South African Rand. The Australian Dollar gained against the South African Rand yesterday.</p>
---	--	---	--

 Commodities

 <p><b>Brent (\$/barrel)</b> 55.44 ▼ -1.18%</p> <p>At 06:00 SAST, Brent crude oil declined. Yesterday, Brent crude oil climbed, amid optimism surrounding more fiscal stimulus from the US government.</p> <p>To Read More <a href="#">Click Here</a></p>	 <p><b>Gold (\$/oz)</b> 1,865.30 ▼ -0.03%</p> <p>At 06:00 SAST, gold prices edged slightly dropped, amid rise in the US Treasury yields. Yesterday, gold prices fell, amid profit booking.</p> <p>To Read More <a href="#">Click Here</a></p>	 <p><b>Platinum (\$/oz)</b> 1,127.20 ▲ 0.27%</p> <p>At 06:00 SAST, platinum prices gained. Yesterday, platinum prices advanced.</p>	 <p><b>Copper (\$/MT)*</b> 8,014.25</p> <p>Yesterday, copper prices have fallen. * As of previous close</p>
--	---	---	---

## Major South African Corporate News

### Hulamin Limited

Lauren Farquharson to step down as CFO and Executive Director, with effect from 31 March 2021.

To Read More

[Click Here](#)

### Massmart Holdings Limited

FY20 total sales declined 7.7% to ZAR86.50bn

To Read More

[Click Here](#)

## Major Global Economic News



### US

Number of initial jobless claims fell in the week ended 15 January 2021.

The Philadelphia Fed manufacturing index advanced in January.

US building permits, housing starts jumped to a 14-year high level in December.



### Eurozone

Eurozone consumer confidence index dropped in January.

ECB kept its key interest rate unchanged and reiterated its pledge to support the economy through pandemic.



### Asia

Australia's retail sales declined in December.

Australia's Commonwealth Bank manufacturing PMI climbed in January.

Japanese national consumer price index (CPI) fell in December.





### UK

UK balance of firms reporting total order book above normal fell in January.

The GfK consumer confidence index dropped less than expected in January.

 Economic Calendar

Country	SAST	Economic Indicator	Relevance	Consensus/*Actuals	Previous	Frequency
 Japan	01:30	National Consumer Price Index (YoY) (Dec)	★★★	-1.20%*	-0.90%	Monthly
 UK	02:01	GfK Consumer Confidence (Jan) (F)	★	-28.00*	-26.00	Monthly
 Japan	02:30	Nomura/ JMMA Manufacturing PMI (Jan) (P)	★★★	49.70*	50.00	Monthly
 UK	09:00	Retail Sales (MoM) (Dec)	★	1.20%	-3.80%	Monthly
 Germany	10:30	Markit Manufacturing PMI (Jan) (P)	★★★	57.50	58.30	Monthly
 Eurozone	11:00	Markit Manufacturing PMI (Jan) (P)	★★★	54.50	55.20	Monthly
 Eurozone	11:00	Markit Services PMI (Jan) (P)	★★★	44.50	46.40	Monthly
 US	16:45	Markit Manufacturing PMI (Jan) (P)	★★★	56.50	57.10	Monthly
 US	16:45	Markit Services PMI (Jan) (P)	★★★	53.60	54.80	Monthly
 US	17:00	Existing Home Sales (MoM) (Dec)	★★★	-2.00%	-2.50%	Monthly
 US	18:00	EIA Crude Oil Stocks Change (Barrels) (15-Jan)	★★★	-1.17mn	-3.25mn	Weekly
 US	20:00	Baker Hughes US Oil Rig Count (22-Jan)	★	-	287.00	Weekly

Note: ★★★ High ★★ Medium ★ Low

**Disclaimer**

This report and its contents are confidential, privileged and only for the information of the intended recipient. GTC (Pty) Ltd make no representations or warranties in respect of this report or its content and will not be liable for any loss or damage of any nature arising from this report, the content thereof, your reliance thereon its unauthorised use or any electronic viruses associated therewith. Please note that content does not necessarily represent or reflect the views and opinions of GTC (Pty) Ltd. This report is proprietary to GTC (Pty) Ltd and you may not copy or distribute the report without the prior written consent of the authors. Any feedback or contributions are most welcome.

formerly Grant Thornton Capital

<p><b>a</b> GTC, The Wanderers Office Park, 52 Corlett Drive, Illovo, 2196</p>	<p><b>t</b> +27 (0) 10 597 6800 <b>f</b> +27 (0) 10 597 6801</p>	<p>GTC (Pty) Ltd. <b>reg. no.</b> 1996/001488/07</p>	<p>An Authorised Financial Services Provider</p>
<p><b>p</b> P O Box 55118, Illovo, 2116</p>	<p><b>w</b> www.gtc.co.za</p>	<p><b>directors:</b> G.K. Mockler, F.Dildar</p>	<p><b>FSP no.</b> 731</p>

**GTC is nationally represented in Johannesburg, Cape Town and Durban.**

**GTC Group of products and services include:** Employee Benefits Consulting • Employee Benefits Administration • Private Client Wealth Management • Healthcare Consulting • Short-Term Risk Solutions • Stockbroking • Derivatives Trading • Unit Trust Management • Asset Management • Fiduciary Services