



ONE Minute Brief

21 JANUARY 2021

 Economic and Political News

South Africa's (SA) consumer price inflation slows to 3.1% in December, compared to a level of 3.2% November.

Public Protector Busisiwe Mkhwebane to appear in the Pretoria magistrates court today, on charges of perjury.

The Communications Workers Union (CWU) urge President Cyril Ramaphosa to dissolve the SABC board and put an end to the retrenchments.



Ace Magashule is resisting calls to step down after being charged with graft, alleging he is unfairly being singled out.



SA records 12,710 new cases and 566 deaths.



 South Africa Market 

South African markets closed in the green yesterday, tracking gains in their global peers and boosted by gains in gold mining, property and resources sector stocks.

To Read More [Click Here](#)

JSE All Share (ZAR)		JSE Top 40 (ZAR)		JSE Africa Fin. (ZAR)	
▲ 64,108.51		▲ 58,857.76		▼ 11,997.84	
1 Day Chg	1 D % Chg	1 Day Chg	1 D % Chg	1 Day Chg	1 D % Chg
505.25	0.79	498.91	0.85	-19.56	-0.16
WTD % Chg.	MTD % Chg.	WTD % Chg.	MTD % Chg.	WTD % Chg.	MTD % Chg.
0.88	7.91	0.70	8.24	0.68	-0.52
Prev. Month % Chg	YTD % Chg.	Prev. Month % Chg	YTD % Chg.	Prev. Month % Chg	YTD % Chg.
4.06	7.91	3.83	8.24	8.08	-0.52

 US Market 

US markets closed firmer yesterday, after Joe Biden was sworn in as the 46th US President.

S&P 500 futures 

To Read More [Click Here](#)

S&P 500 (USD)		Nasdaq Composite (USD)		DJIA (USD)	
▲ 3,851.85		▲ 13,457.25		▲ 31,188.38	
1 Day Chg	1 D % Chg	1 Day Chg	1 D % Chg	1 Day Chg	1 D % Chg
52.94	1.39	260.07	1.97	257.86	0.83
WTD % Chg.	MTD % Chg.	WTD % Chg.	MTD % Chg.	WTD % Chg.	MTD % Chg.
2.22	2.55	3.53	4.41	1.21	1.90
Prev. Month % Chg	YTD % Chg.	Prev. Month % Chg	YTD % Chg.	Prev. Month % Chg	YTD % Chg.
3.71	2.55	5.65	4.41	3.27	1.90

JSE All Share

S&P 500

 Top Gainers

Cartrack Holdings Ltd	10.7%	-8.2%
Dis-Chem Pharmacies Ltd	6.4%	-7.1%
Coronation Fund Managers Ltd	5.8%	-6.4%
Attacq Ltd	5.8%	-5.5%
Imperial Logistics Ltd	5.6%	-5.2%

Top Losers 

Hyprop Investments Ltd
Truworths International Ltd
Mr Price Group Ltd
Steinhoff International Holdings NV
Reunert Ltd

 Top Gainers

Netflix Inc	16.9%	-7.3%
Ford Motor Co	8.4%	-5.2%
Invesco Ltd	6.5%	-3.7%
PulteGroup Inc	6.1%	-3.6%
Lennar Corp	5.5%	-3.4%

Top Losers 

Bank of New York Mellon Corp
US Bancorp
Live Nation Entertainment Inc
TechnipFMC Plc
Fastenal Co

 UK Market ▲

UK markets finished higher yesterday, buoyed by gains in mining sector stocks.

FTSE 100 futures 

To Read More [Click Here](#)

FTSE 100 (GBP)		DAX 30 (EUR)		CAC 40 (EUR)	
▲ 6,740.39		▲ 13,921.37		▲ 5,628.44	
1 Day Chg	1 D % Chg	1 Day Chg	1 D % Chg	1 Day Chg	1 D % Chg
27.44	0.41	106.31	0.77	29.83	0.53
WTD % Chg.	MTD % Chg.	WTD % Chg.	MTD % Chg.	WTD % Chg.	MTD % Chg.
0.07	4.33	0.97	1.48	0.30	1.39
Prev. Month % Chg	YTD % Chg.	Prev. Month % Chg	YTD % Chg.	Prev. Month % Chg	YTD % Chg.
3.10	4.33	3.22	1.48	0.60	1.39

 Asia Market ▲

Asian markets are trading higher this morning, tracking overnight gains on Wall Street. The Nikkei 225 Index is trading 0.9% higher at 28,774.21.

*As at 6:00 SAST

To Read More [Click Here](#)

Nikkei 225 * (JPY)		Shanghai Composite * (CNY)		Hang Seng * (HKD)	
▲ 28,774.21		▲ 3,629.61		▲ 29,988.65	
1 Day Chg	1 D % Chg	1 Day Chg	1 D % Chg	1 Day Chg	1 D % Chg
250.95	0.88	46.52	1.30	26.18	0.09
WTD % Chg.	MTD % Chg.	WTD % Chg.	MTD % Chg.	WTD % Chg.	MTD % Chg.
0.01	3.93	0.47	3.17	4.86	10.03
Prev. Month % Chg	YTD % Chg.	Prev. Month % Chg	YTD % Chg.	Prev. Month % Chg	YTD % Chg.
3.82	3.93	2.40	3.17	3.38	10.03

FTSE 100

 Top Gainers

Pearson Plc	8.6%	-2.2%
Johnson Matthey Plc	6.5%	-1.7%
Burberry Group Plc	3.9%	-1.6%
Informa Plc	3.6%	-1.2%
Standard Life Aberdeen Plc	3.6%	-1.0%

 Top Losers

GlaxoSmithKline Plc		
Avast Plc		
Standard Chartered Plc		
Experian Plc		
AstraZeneca Plc		

Nikkei 225


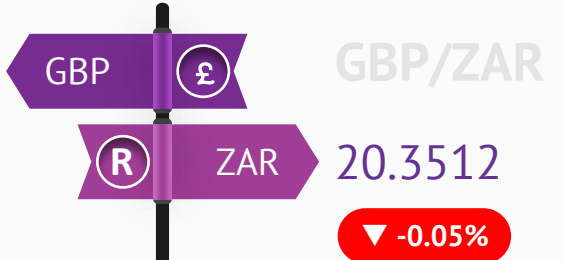


 Top Gainers

Dentsu Group Inc	5.3%	-2.4%
MINEBEA MITSUMI Inc	5.1%	-2.4%
Mitsubishi Chemical Holdings Corp	4.5%	-2.0%
Panasonic Corp	4.1%	-2.0%
SoftBank Group Corp	3.8%	-1.8%





 Top Losers

Kawasaki Heavy Industries Ltd		
SCREEN Holdings Co Ltd		
AGC Inc		
Hitachi Zosen Corp		
Tokai Carbon Co Ltd		

 Currencies

 <p>USD/ZAR 14.8734 ▼ -0.21%</p> <p>At 06:00 SAST, the US Dollar retreated against the South African Rand. The US Dollar fell against the South African Rand yesterday, amid expectations of larger fiscal stimulus from the US government.</p> <p>To Read More Click Here</p>	 <p>GBP/ZAR 20.3512 ▼ -0.05%</p> <p>At 06:00 SAST, the British Pound is trading weaker against the South African Rand. The British Pound declined against the South African Rand yesterday.</p> <p>To Read More Click Here</p>	 <p>EUR/ZAR 18.0422 ▼ -0.02%</p> <p>At 06:00 SAST, the Euro marginally fell against the South African Rand. The Euro weakened against the South African Rand yesterday, amid concerns over extended lockdowns in Europe and delay in vaccine rollout.</p> <p>To Read More Click Here</p>	 <p>AUD/ZAR 11.5647 ▲ 0.11%</p> <p>At 06:00 SAST, the Australian Dollar is trading higher against the South African Rand. The Australian Dollar gained against the South African Rand yesterday, amid upbeat domestic jobs data.</p> <p>To Read More Click Here</p>
---	---	--	---

 Commodities

 <p>Brent (\$/barrel) 55.91 ▼ -0.30%</p> <p>At 06:00 SAST, Brent crude oil declined, after the API reported that crude oil inventories rose by 2.6mn bls last week.</p> <p>To Read More Click Here</p> <p>Yesterday, Brent crude oil climbed, amid hopes for US stimulus and strict policies on crude supply under Biden's administration.</p> <p>To Read More Click Here</p>	 <p>Gold (\$/oz) 1,876.00 ▲ 0.51%</p> <p>At 06:00 SAST, gold prices edged higher. Yesterday, gold prices rose, amid expectations for a bigger fiscal stimulus under President Joe Biden's administration.</p> <p>To Read More Click Here</p>	 <p>Platinum (\$/oz) 1,112.80 ▬ 0.00%</p> <p>At 06:00 SAST, platinum prices remained unchanged. Yesterday, platinum prices advanced.</p>	 <p>Copper (\$/MT)* 8,040.25</p> <p>Yesterday, copper prices have risen. * As of previous close</p>
---	---	---	--

Major South African Corporate News

No News

Major Global Economic News



US

The NAHB housing market index unexpectedly dropped in January.

The MBA number of mortgage applications fell in the week ended 15 January 2021.



Eurozone

Eurozone inflation remained negative for the fifth straight month in December.

Germany's producer prices rose for the first time in eleven months in December.



Asia

Australia's unemployment rate fell in December.

Japan's merchandise (total) trade surplus widened in December.

Bank of Japan kept its key interest rate unchanged at -0.10%.















UK

The consumer price index (CPI) rose more than expected in December.

The DCLG house prices recorded its fastest growth since June 2016 in November.

The retail price index advanced more than anticipated in December.

 Economic Calendar

Country	SAST	Economic Indicator	Relevance	Consensus/*Actuals	Previous	Frequency
 Japan	05:00	Bank of Japan Interest Rate Decision	★★★	-0.10%*	-0.10%	As Scheduled
 South Africa	13:00	Retail Sales (MoM) (Nov)	★★	-	-0.20%	Monthly
 Eurozone	14:45	ECB Interest Rate Decision	★★★	-	0.00%	As Scheduled
 South Africa	15:00	SARB Interest Rate Decision	★★	3.50%	3.50%	As Scheduled
 Eurozone	15:30	ECB Monetary policy statement and press conference	★★★	-	-	As Scheduled
 US	15:30	Initial Jobless Claims (16-Jan)	★★★	910.00K	965.00K	Weekly
 US	15:30	Philadelphia Fed Manufacturing Survey (Jan)	★★	12.00	11.10	Monthly
 US	15:30	Building Permits (Dec)	★★★	1600.00K	1639.00K	Monthly
 US	15:30	Housing Starts (Dec)	★★★	1560.00K	1547.00K	Monthly
 US	15:30	Housing Starts (MoM) (Dec)	★★★	-	1.20%	Monthly
 US	15:30	Building Permits (MoM) (Dec)	★★★	-	6.20%	Monthly
 Eurozone	17:00	Consumer Confidence (Jan) (P)	★★★	-15.00	-13.90	Monthly

Note: ★★★ High ★★ Medium ★ Low

Disclaimer

This report and its contents are confidential, privileged and only for the information of the intended recipient. GTC (Pty) Ltd make no representations or warranties in respect of this report or its content and will not be liable for any loss or damage of any nature arising from this report, the content thereof, your reliance thereon its unauthorised use or any electronic viruses associated therewith. Please note that content does not necessarily represent or reflect the views and opinions of GTC (Pty) Ltd. This report is proprietary to GTC (Pty) Ltd and you may not copy or distribute the report without the prior written consent of the authors. Any feedback or contributions are most welcome.

formerly Grant Thornton Capital

<p>a GTC, The Wanderers Office Park, 52 Corlett Drive, Illovo, 2196</p>	<p>t +27 (0) 10 597 6800 f +27 (0) 10 597 6801</p>	<p>GTC (Pty) Ltd. reg. no. 1996/001488/07</p>	<p>An Authorised Financial Services Provider</p>
<p>p P O Box 55118, Illovo, 2116</p>	<p>w www.gtc.co.za</p>	<p>directors: G.K. Mockler, F.Dildar</p>	<p>FSP no. 731</p>

GTC is nationally represented in Johannesburg, Cape Town and Durban.

GTC Group of products and services include: Employee Benefits Consulting • Employee Benefits Administration • Private Client Wealth Management • Healthcare Consulting • Short-Term Risk Solutions • Stockbroking • Derivatives Trading • Unit Trust Management • Asset Management • Fiduciary Services