



# ONE Minute Brief

13 JANUARY 2021



 Economic and Political News

The seasonally adjusted manufacturing production in South Africa drops 3.5% on an annual basis in November, compared to a drop of 3.4% in the previous month.

State Capture Inquiry Chairperson Raymond Zondo promises severe action if former President Jacob Zuma does not appear at the inquiry next week.

SA's alcohol industry asks for another deferment of its excise tax payment until the latest sales alcohol ban is lifted.



State capture commission fails to finalise the evidence of former Eskom executive Matshela Koko.

The Democratic Alliance (DA) urges President Cyril Ramaphosa to ease some of the Level 3 lockdown restrictions.

 South Africa Market ▼

South African markets closed in the red yesterday, weighed down by losses in gold mining, resources and industrial sector stocks.

To Read More [Click Here](#)

JSE All Share (ZAR)		JSE Top 40 (ZAR)		JSE Africa Fin. (ZAR)	
▼ 63,535.10		▼ 58,492.92		▲ 12,136.85	
1 Day Chg	1 D % Chg	1 Day Chg	1 D % Chg	1 Day Chg	1 D % Chg
-224.83	-0.35	-224.85	-0.38	44.64	0.37
WTD % Chg.	MTD % Chg.	WTD % Chg.	MTD % Chg.	WTD % Chg.	MTD % Chg.
0.03	6.95	0.12	7.56	-1.40	0.63
Prev. Month % Chg	YTD % Chg.	Prev. Month % Chg	YTD % Chg.	Prev. Month % Chg	YTD % Chg.
4.06	6.95	3.83	7.56	8.08	0.63

 US Market ▲

US markets closed firmer yesterday, amid expectations of smooth economic recovery.

S&P 500 futures 

To Read More [Click Here](#)

S&P 500 (USD)		Nasdaq Composite (USD)		DJIA (USD)	
▲ 3,801.19		▲ 13,072.43		▲ 31,068.69	
1 Day Chg	1 D % Chg	1 Day Chg	1 D % Chg	1 Day Chg	1 D % Chg
1.58	0.04	36	0.28	60	0.19
WTD % Chg.	MTD % Chg.	WTD % Chg.	MTD % Chg.	WTD % Chg.	MTD % Chg.
-0.61	1.20	-0.98	1.43	-0.09	1.51
Prev. Month % Chg	YTD % Chg.	Prev. Month % Chg	YTD % Chg.	Prev. Month % Chg	YTD % Chg.
3.71	1.20	5.65	1.43	3.27	1.51

JSE All Share

S&P 500

 Top Gainers

Attacq Ltd	6.4%	-4.3%
Cartrack Holdings Ltd	6.3%	-3.8%
RFG Holdings Ltd	4.8%	-3.7%
Emira Property Fund Ltd	4.3%	-3.5%
Hyprop Investments Ltd	3.3%	-3.4%

Top Losers 

Astral Foods Ltd
Afrimat Ltd
Imperial Logistics Ltd
Bid Corp Ltd
Shoprite Holdings Ltd

 Top Gainers

Occidental Petroleum Corp	12.7%	-4.6%
Etsy Inc	12.1%	-4.2%
Apache Corp	11.2%	-3.9%
Marathon Oil Corp	9.8%	-3.8%
Diamondback Energy Inc	7.8%	-3.6%

Top Losers 

PerkinElmer Inc
STERIS Plc
Southern Co
Eli Lilly & Co
Take-Two Interactive Software Inc

 UK Market ▼

UK markets finished lower yesterday, amid strength in British Pound and concerns over rising coronavirus cases.

FTSE 100 futures 

To Read More [Click Here](#)

FTSE 100 (GBP)		DAX 30 (EUR)		CAC 40 (EUR)	
▼ 6,754.11		▼ 13,925.06		▼ 5,650.97	
1 Day Chg	1 D % Chg	1 Day Chg	1 D % Chg	1 Day Chg	1 D % Chg
-44.37	-0.65	-11.60	-0.08	-11.46	-0.20
WTD % Chg.	MTD % Chg.	WTD % Chg.	MTD % Chg.	WTD % Chg.	MTD % Chg.
-1.73	4.54	-0.89	1.50	-0.98	1.79
Prev. Month % Chg	YTD % Chg.	Prev. Month % Chg	YTD % Chg.	Prev. Month % Chg	YTD % Chg.
3.10	4.54	3.22	1.50	0.60	1.79

 Asia Market ▼

Asian markets are trading mostly lower this morning. The Nikkei 225 Index is trading 0.8% higher at 28,397.02.

\*As at 6:00 SAST

Nikkei 225 * (JPY)		Shanghai Composite * (CNY)		Hang Seng * (HKD)	
▲ 28,397.02		▼ 3,605.33		▼ 28,272.43	
1 Day Chg	1 D % Chg	1 Day Chg	1 D % Chg	1 Day Chg	1 D % Chg
232.68	0.83	-3.01	-0.08	-4.32	-0.02
WTD % Chg.	MTD % Chg.	WTD % Chg.	MTD % Chg.	WTD % Chg.	MTD % Chg.
0.09	2.62	1.07	3.89	1.43	3.84
Prev. Month % Chg	YTD % Chg.	Prev. Month % Chg	YTD % Chg.	Prev. Month % Chg	YTD % Chg.
3.82	2.62	2.40	3.89	3.38	3.84

FTSE 100

 Top Gainers

Intl Consolidated Airlines Grp	3.3%	-4.2%
Johnson Matthey Plc	3.3%	-3.7%
InterContinental Hotels Group Plc	2.9%	-3.6%
Whitbread Plc	2.3%	-3.0%
Glencore Plc	2.2%	-3.0%

 Top Losers

Fresnillo Plc		
Experian Plc		
Hikma Pharmaceuticals Plc		
Croda International Plc		
Reckitt Benckiser Group Plc		

Nikkei 225





 Top Gainers

Tokai Carbon Co Ltd	6.7%	-7.1%
Showa Denko KK	6.2%	-4.2%
Tokyo Electron Ltd	4.9%	-3.2%
Nippon Yusen KK	4.5%	-3.1%
ENEOS Holdings Inc	4.3%	-2.7%





 Top Losers

Toho Co Ltd		
Olympus Corp		
Kansai Electric Power Co Inc		
Osaka Gas Co Ltd		
Sumitomo Dainippon Pharma Co Ltd		

 Currencies

 <p><b>USD/ZAR</b> 15.1957 ▼ -0.26%</p> <p>At 06:00 SAST, the US Dollar retreated against the South African Rand. The US Dollar fell against the South African Rand yesterday, amid a drop in the US treasury yields.</p> <p>To Read More <a href="#">Click Here</a></p>	 <p><b>GBP/ZAR</b> 20.7997 ▼ -0.06%</p> <p>At 06:00 SAST, the British Pound is trading weaker against the South African Rand. The British Pound declined against the South African Rand yesterday.</p>	 <p><b>EUR/ZAR</b> 18.5607 ▼ -0.15%</p> <p>At 06:00 SAST, the Euro fell against the South African Rand. The Euro weakened against the South African Rand yesterday.</p>	 <p><b>AUD/ZAR</b> 11.7952 ▼ -0.32%</p> <p>At 06:00 SAST, the Australian Dollar is trading lower against the South African Rand. The Australian Dollar dropped against the South African Rand yesterday.</p>
--	--	--	---

 Commodities

 <p><b>Brent (\$/barrel)</b> 57.37 ▲ 1.40%</p> <p>At 06:00 SAST, Brent crude oil rose, after the API reported that crude oil inventories declined by 5.8mn bls last week.</p> <p>Yesterday, Brent crude oil climbed, amid expectations of supply cuts.</p> <p>To Read More <a href="#">Click Here</a></p>	 <p><b>Gold (\$/oz)</b> 1,858.60 ▲ 0.78%</p> <p>At 06:00 SAST, gold prices edged higher, amid weakness in the US Dollar.</p> <p>Yesterday, gold prices fell.</p> <p>To Read More <a href="#">Click Here</a></p>	 <p><b>Platinum (\$/oz)</b> 1,062.90 ▬ 0.00%</p> <p>At 06:00 SAST, platinum prices remained unchanged.</p> <p>Yesterday, platinum prices advanced.</p>	 <p><b>Copper (\$/MT)*</b> 7,964.50</p> <p>Yesterday, copper prices have risen. * As of previous close</p>
--	---	--	--

## Major South African Corporate News

No News

## Major Global Economic News















US

The JOLTs job openings fell in November.

The NFIB small business optimism index dropped in December.

 Economic Calendar

Country	SAST	Economic Indicator	Relevance	Consensus	Previous	Frequency
 Italy	11:00	Industrial Production s.a. (MoM) (Nov)	★★	-0.40%	1.30%	Monthly
 Eurozone	12:00	Industrial Production s.a. (MoM) (Nov)	★★★	0.20%	2.10%	Monthly
 Portugal	13:00	Consumer Price Index (YoY) (Dec) (F)	★	-0.20%	-0.20%	Monthly
 South Africa	13:00	Retail Sales (MoM) (Nov)	★★	-	-0.20%	Monthly
 US	14:00	MBA Mortgage Applications (08-Jan)	★	-	1.70%	Weekly
 US	15:30	Consumer Price Index (YoY) (Dec)	★★★	1.30%	1.20%	Monthly
 US	17:30	EIA Crude Oil Stocks Change (Barrels) (08-Jan)	★★★	-2.72mn	-8.01mn	Weekly
 Eurozone	18:00	European Parliament - Conference of Presidents	★	-	-	As Scheduled
 US	20:00	Fed's Brainard speech	★★	-	-	As Scheduled
 US	21:00	Fed's Beige Book	★★★	-	-	As Scheduled
 US	21:00	Monthly Budget Statement (Dec)	★★★	-	-USD145.30bn	Monthly
 US	21:00	Fed's Harker Discusses the Economic Outlook	★	-	-	As Scheduled

Note: ★★★ High   ★★ Medium   ★ Low

**Disclaimer**

This report and its contents are confidential, privileged and only for the information of the intended recipient. GTC (Pty) Ltd make no representations or warranties in respect of this report or its content and will not be liable for any loss or damage of any nature arising from this report, the content thereof, your reliance thereon its unauthorised use or any electronic viruses associated therewith. Please note that content does not necessarily represent or reflect the views and opinions of GTC (Pty) Ltd. This report is proprietary to GTC (Pty) Ltd and you may not copy or distribute the report without the prior written consent of the authors. Any feedback or contributions are most welcome.

formerly Grant Thornton Capital

**a** GTC, The Wanderers Office Park,  
52 Corlett Drive, Illovo, 2196

**p** P O Box 55118, Illovo, 2116

**t** +27 (0) 10 597 6800

**f** +27 (0) 10 597 6801

**w** www.gtc.co.za

GTC (Pty) Ltd.

**reg. no.** 1996/001488/07

**directors:** G.K. Mockler, F.Dildar

An Authorised Financial  
Services Provider

**FSP no.** 731

**GTC is nationally represented in Johannesburg, Cape Town and Durban.**

**GTC Group of products and services include:** Employee Benefits Consulting • Employee Benefits Administration • Private Client Wealth Management • Healthcare Consulting • Short-Term Risk Solutions • Stockbroking • Derivatives Trading • Unit Trust Management • Asset Management • Fiduciary Services