



ONE Minute Brief

14 DECEMBER 2020



 Economic and Political News

President Cyril Ramaphosa will address the nation today on Covid-19 pandemic.

The Constitutional Court has agreed to hear an urgent application on 29 December to force former President Jacob Zuma to testify before the state capture commission of inquiry.

ABB Ltd has agreed to repay ZAR1.56bn (USD103mn) to Eskom, after being captured in corruption probes in the country.



Herman Mashaba's ActionSA has been officially registered as a political party and will be able to contest elections.

Transnet has reported a ZAR3bn loss for the six months to end-September 2020.

 South Africa Market 

South African markets closed in the green on Friday, boosted by gains in banking, industrial and financial sector stocks.

To Read More [Click Here](#)

JSE All Share (ZAR)		JSE Top 40 (ZAR)		JSE Africa Fin. (ZAR)	
▲ 59,412.61		▲ 54,458.61		▲ 11,751.04	
1 Day Chg	1 D % Chg	1 Day Chg	1 D % Chg	1 Day Chg	1 D % Chg
129.84	0.22	124.41	0.23	233.83	2.03
WTD % Chg.	MTD % Chg.	WTD % Chg.	MTD % Chg.	WTD % Chg.	MTD % Chg.
NA	4.06	NA	3.98	NA	5.31
Prev. Month % Chg	YTD % Chg.	Prev. Month % Chg	YTD % Chg.	Prev. Month % Chg	YTD % Chg.
10.46	4.08	10.33	7.17	17.96	-25.04

 US Market 

US markets closed mostly weaker on Friday, amid uncertainty surrounding the US fiscal stimulus.

S&P 500 futures 

To Read More [Click Here](#)

S&P 500 (USD)		Nasdaq Composite (USD)		DJIA (USD)	
▼ 3,663.46		▼ 12,377.87		▲ 30,046.37	
1 Day Chg	1 D % Chg	1 Day Chg	1 D % Chg	1 Day Chg	1 D % Chg
-4.64	-0.13	-27.94	-0.23	47.11	0.16
WTD % Chg.	MTD % Chg.	WTD % Chg.	MTD % Chg.	WTD % Chg.	MTD % Chg.
NA	1.16	NA	1.47	NA	1.38
Prev. Month % Chg	YTD % Chg.	Prev. Month % Chg	YTD % Chg.	Prev. Month % Chg	YTD % Chg.
10.75	13.39	11.80	37.95	11.84	5.28

JSE All Share

S&P 500

 Top Gainers

Allied Electronics Corp Ltd	13.1%	-10.3%
KAP Industrial Holdings Ltd	10.1%	-6.2%
Fortress REIT Ltd	8.4%	-5.9%
Capitec Bank Holdings Ltd	8.1%	-5.6%
Motus Holdings Ltd	7.6%	-4.5%

Top Losers 

MTN Group Ltd		
African Rainbow Minerals Ltd		
Astral Foods Ltd		
RDI REIT Plc		
Capital & Counties Properties Plc		

 Top Gainers

Walt Disney Co	13.6%	-7.4%
Etsy Inc	2.9%	-5.7%
Equifax Inc	2.6%	-5.2%
United Parcel Service Inc	2.5%	-5.2%
Bio-Rad	2.3%	-4.6%

Top Losers 

QUALCOMM Inc		
Expedia Group Inc		
American Airlines Group Inc		
Royal Caribbean Cruises Ltd		
BorgWarner Inc		

 UK Market ▼

UK markets finished lower on Friday, ending its winning streak of eight consecutive sessions, amid concerns over no-deal Brexit.

FTSE 100 futures 

To Read More [Click Here](#)

FTSE 100 (GBP)		DAX 30 (EUR)		CAC 40 (EUR)	
▼ 6,546.75		▼ 13,114.30		▼ 5,507.55	
1 Day Chg	1 D % Chg	1 Day Chg	1 D % Chg	1 Day Chg	1 D % Chg
-53.01	-0.80	-181.43	-1.36	-42.10	-0.76
WTD % Chg.	MTD % Chg.	WTD % Chg.	MTD % Chg.	WTD % Chg.	MTD % Chg.
NA	4.48	NA	-1.33	NA	-0.20
Prev. Month % Chg	YTD % Chg.	Prev. Month % Chg	YTD % Chg.	Prev. Month % Chg	YTD % Chg.
12.35	-13.20	15.01	-1.02	20.12	-7.87

 Asia Market ▲

Asian markets are trading mostly higher this morning. The Nikkei 225 Index is trading 0.6% higher at 26,806.24.

*As at 6:00 SAST

Nikkei 225 * (JPY)		Shanghai Composite * (CNY)		Hang Seng * (HKD)	
▲ 26,806.24		▲ 3,360.48		▼ 26,485.18	
1 Day Chg	1 D % Chg	1 Day Chg	1 D % Chg	1 Day Chg	1 D % Chg
153.72	0.58	13.29	0.40	-20.69	-0.08
WTD % Chg.	MTD % Chg.	WTD % Chg.	MTD % Chg.	WTD % Chg.	MTD % Chg.
NA	0.83	NA	-1.31	NA	0.62
Prev. Month % Chg	YTD % Chg.	Prev. Month % Chg	YTD % Chg.	Prev. Month % Chg	YTD % Chg.
15.04	12.66	5.19	9.74	9.27	-5.97

FTSE 100

 Top Gainers

Spirax-Sarco	2.1%	-7.9%
Burberry Group Plc	1.9%	-6.7%
Bunzl Plc	1.7%	-4.5%
Scottish Mortgage Invest Trust Plc	1.6%	-4.4%
Polymetal In	1.2%	-4.0%

 Top Losers

Rolls-Royce Holdings Plc	
Natwest Group Plc	
Lloyds Banking Group Plc	
JD Sports Fashion Plc	
Barclays Plc	

Nikkei 225


 Top Gainers


Kawasaki Heavy Industries Ltd	10.0%	-4.7%
IHI Corp	7.8%	-2.7%
Mitsubishi Heavy Industries Ltd	6.8%	-2.1%
Konica Minolta Inc	5.4%	-1.4%
Kubota Corp	4.4%	-1.3%

 Top Losers

Yamaha Corp	
DeNA Co Ltd	
CyberAgent Inc	
ANA Holdings Inc	
Nippon Electric Glass Co Ltd	

 Currencies

USD  **USD/ZAR**


ZAR  **15.0827**


▼ -0.36%

At 06:00 SAST, the US Dollar retreated against the South African Rand.

The US Dollar rose against the South African Rand on Friday, amid lack of progress in US fiscal stimulus and surge in Covid-19 cases.

To Read More [Click Here](#)

GBP  **GBP/ZAR**


ZAR  **20.1046**


▲ 0.45%

At 06:00 SAST, the British Pound is trading firmer against the South African Rand, on hopes that Britain and the European Union will secure trade deal.

To Read More [Click Here](#)

The British Pound climbed against the South African Rand on Friday.


EUR  **EUR/ZAR**


ZAR  **18.3003**

▼ -0.22%

At 06:00 SAST, the Euro fell against the South African Rand.

The Euro strengthened against the South African Rand on Friday.

AUD  **AUD/ZAR**


ZAR  **11.3672**

▼ -0.31%

At 06:00 SAST, the Australian Dollar is trading lower against the South African Rand.

The Australian Dollar gained against the South African Rand on Friday.

 Commodities

 **▲ 0.38%**


Brent (\$/barrel)

50.16

At 06:00 SAST, Brent crude oil rose.

On Friday, Brent crude oil dropped, amid demand concerns. Additionally, Baker Hughes reported that US oil rig count rose by 12 to 258 last week.

To Read More [Click Here](#)

 **▼ -0.02%**


Gold (\$/oz)

1,839.50

At 06:00 SAST, gold prices edged marginally lower.

On Friday, gold prices rose, as doubts over US stimulus stoked concerns over economic recovery.

To Read More [Click Here](#)


 **▲ 0.37%**

Platinum (\$/oz)

1,025.60

At 06:00 SAST, platinum prices gained.

On Friday, platinum prices decreased.

 **Copper (\$/MT)***

7,754.95

On Friday, copper prices have fallen.

* As of previous close

Major South African Corporate News

Anglo American Platinum Limited

Upgraded its refined production guidance for 2020 to between 2.60mn and 2.70mn PGM ounces.

To Read More

[Click Here](#)

Tongaat Hulett Limited

1H20 revenues rose to ZAR8.25bn from ZAR5.98bn posted in the same period of the prior year.

To Read More

[Click Here](#)

Major Global Economic News



US

The Michigan consumer sentiment index unexpectedly rose in December. The producer price index (PPI) rose in November.



Eurozone

Germany's consumer price index declined for the third straight month in November.



Asia

China's house price index advanced in November.















UK

Consumer inflation expectations slowed in November.

The Rightmove house price index advanced in December.

Governor Andrew Bailey stated that Covid-19, UK-EU trade future posed downside risks to financial system.

 Economic Calendar

Country	SAST	Economic Indicator	Relevance	Consensus/*Actuals	Previous	Frequency
 UK	02:01	Rightmove House Price Index (MoM) (Dec)	★	-0.60%*	-0.50%	Monthly
 UK	02:01	Rightmove House Price Index (YoY) (Dec)	★	6.60%*	6.30%	Monthly
 Japan	06:30	Capacity Utilisation (MoM) (Oct)	★	-	6.40%	Monthly
 Japan	06:30	Industrial Production (MoM) (Oct) (F)	★★★	3.80%	3.90%	Monthly
 Japan	06:30	Industrial Production (YoY) (Oct) (F)	★★★	-3.20%	-9.00%	Monthly
 Japan	06:30	Tertiary Industry Index (MoM) (Oct)	★★	-	1.80%	Monthly
 Japan	06:30	Capacity Utilization (Oct)	★	-	90.00	Monthly
 South Africa	10:00	BER Consumer Confidence (Q4)	★	-	-23.00	Quarterly
 Eurozone	12:00	Industrial Production s.a. (MoM) (Oct)	★★★	1.80%	-0.40%	Monthly
 Eurozone	12:00	Industrial Production w.d.a. (YoY) (Oct)	★★★	-4.50%	-6.80%	Monthly
 Eurozone	13:00	Eurodollar Options Expiry (Q4)	★★★	-	-	Quarterly
 Portugal	13:00	Consumer Price Index (YoY) (Nov) (F)	★	-0.20%	-0.10%	Monthly

Note: ★★★ High ★★ Medium ★ Low

 40 best performers on the All Share Index

Company Name	Last Close	1Week % Change	MTD % Change	YTD % Change
Pan African Resources PLC	440	0	9.70	110.26
Montauk Holdings Ltd	7500	0	7.91	97.37
Cartrack Holdings Ltd	4300	4.88	-0.19	87.12
African Rainbow Minerals Ltd	24096	-2.64	0.47	61.12
Kumba Iron Ore Ltd	60700	4.65	15.18	59.99
Blue Label Telecoms Ltd	400	-2.44	1.27	55.04
Northam Platinum Ltd	18932	2.43	7.42	53.15
Omnia Holdings Ltd	4913	20.09	4.13	45.57
Steinhoff International Holdings NV	121	31.52	37.50	44.05
Gold Fields Ltd	13354	-0.82	1.52	41.75
Naspers Ltd	317682	-0.32	1.53	38.93
Afrimat Ltd	4420	9.30	6.38	37.45
Impala Platinum Holdings Ltd	18407	8.48	13.12	33.89
Royal Bafokeng Platinum Ltd	6563	0.20	2.93	32.27
BHP Group PLC	39500	0.68	11.27	26.98
Zeder Investments Ltd	265	-2.21	-2.57	26.81
Anglo American PLC	48848	-5.33	5.16	26.80
Exxaro Resources Ltd	14499	5.60	21.54	23.01
Harmony Gold Mining Co Ltd	6242	-5.72	-1.34	21.91
Sirius Real Estate Ltd	1888	-3.82	1.56	20.41
Cie Financiere Richemont SA	12970	3.15	-0.10	20.21

Company Name	Last Close	1Week % Change	MTD % Change	YTD % Change
African Oxygen Ltd	2465	0.69	0.82	20.11
AfroCentric Investment Corp Ltd	365	-1.35	4.29	18.84
Coronation Fund Managers Ltd	4342	2.64	7.50	18.39
Discovery Ltd	13940	11.12	13.15	16.97
Trencor Ltd	407	4.36	3.83	15.88
Stenprop Ltd	2650	-2.43	-4.30	15.19
Oceana Group Ltd	6962	4.71	6.94	14.78
Vodacom Group Ltd	12200	0.20	2.43	13.02
Transaction Capital Ltd	2362	-6.82	-2.03	11.94
South32 Ltd	2895	-2.03	3.39	11.44
Cashbuild Ltd	23517	-2.99	-9.55	10.00
JSE Ltd	12100	0	-0.04	9.85
Glencore PLC	4763	-2.58	7.57	9.80
Mondi PLC	34585	0.24	0.40	9.11
Italtile Ltd	1385	-4.28	-2.46	8.56
PSG Group Ltd	5625	-1.32	-1.07	8.47
Aspen Pharmacare Holdings Ltd	12744	-0.88	3.21	6.89
Quilter PLC	2987	-5.26	3.72	5.86
Anglo American Platinum Ltd	130935	9.84	16.26	4.71
JSE All Share Index	59413.0	-0.01	4.06	4.08

Disclaimer

This report and its contents are confidential, privileged and only for the information of the intended recipient. GTC (Pty) Ltd make no representations or warranties in respect of this report or its content and will not be liable for any loss or damage of any nature arising from this report, the content thereof, your reliance thereon its unauthorised use or any electronic viruses associated therewith. Please note that content does not necessarily represent or reflect the views and opinions of GTC (Pty) Ltd. This report is proprietary to GTC (Pty) Ltd and you may not copy or distribute the report without the prior written consent of the authors. Any feedback or contributions are most welcome.

formerly Grant Thornton Capital

<p>a GTC, The Wanderers Office Park, 52 Corlett Drive, Illovo, 2196</p>	<p>t +27 (0) 10 597 6800 f +27 (0) 10 597 6801</p>	<p>GTC (Pty) Ltd. reg. no. 1996/001488/07</p>	<p>An Authorised Financial Services Provider</p>
<p>p P O Box 55118, Illovo, 2116</p>	<p>w www.gtc.co.za</p>	<p>directors: G.K. Mockler, F.Dildar</p>	<p>FSP no. 731</p>

GTC is nationally represented in Johannesburg, Cape Town and Durban.

GTC Group of products and services include: Employee Benefits Consulting • Employee Benefits Administration • Private Client Wealth Management • Healthcare Consulting • Short-Term Risk Solutions • Stockbroking • Derivatives Trading • Unit Trust Management • Asset Management • Fiduciary Services