

ONE Minute Brief

11 DECEMBER 2020

 Economic and Political News

SA reported a current account surplus of ZAR297.50bn in 3Q20, compared to a deficit of ZAR123.70bn in the prior quarter.

Mining production fell 6.3% YoY in October, compared to a revised fall of 3.4% in September.

Manufacturing production advanced 2.6% MoM in October, compared to a rise of 3.2% in the prior month.



Eskom warned of “high probability” of load-shedding due to constrained system.



Pharmaceutical regulator SAHPRA intends to fast track regulatory approval for Covid-19 vaccines and expects the first applications within a fortnight.



South Africa Market ▼

South African markets closed in the red yesterday, weighed down by losses in banking and financial sector stocks.

To Read More [Click Here](#)

JSE All Share (ZAR)		JSE Top 40 (ZAR)		JSE Africa Fin. (ZAR)	
▼ 59,282.77		▼ 54,334.20		▼ 11,517.21	
1 Day Chg	1 D % Chg	1 Day Chg	1 D % Chg	1 Day Chg	1 D % Chg
-8.98	-0.02	-15.41	-0.03	-302.28	-2.56
WTD % Chg.	MTD % Chg.	WTD % Chg.	MTD % Chg.	WTD % Chg.	MTD % Chg.
-0.23	3.84	-0.30	3.74	-1.11	3.21
Prev. Month % Chg	YTD % Chg.	Prev. Month % Chg	YTD % Chg.	Prev. Month % Chg	YTD % Chg.
10.46	3.85	10.33	6.92	17.96	-26.53

US Market ▼

US markets closed mostly weaker yesterday, on the back of dismal US jobs data and stalled stimulus talks.

S&P 500 futures ↓

To Read More [Click Here](#)

S&P 500 (USD)		Nasdaq Composite (USD)		DJIA (USD)	
▼ 3,668.10		▲ 12,405.81		▼ 29,999.26	
1 Day Chg	1 D % Chg	1 Day Chg	1 D % Chg	1 Day Chg	1 D % Chg
-4.72	-0.13	66.86	0.54	-69.55	-0.23
WTD % Chg.	MTD % Chg.	WTD % Chg.	MTD % Chg.	WTD % Chg.	MTD % Chg.
-0.84	1.28	-0.47	1.70	-0.72	1.22
Prev. Month % Chg	YTD % Chg.	Prev. Month % Chg	YTD % Chg.	Prev. Month % Chg	YTD % Chg.
10.75	13.54	11.80	38.26	11.84	5.12

JSE All Share

Top Gainers

Arrowhead Properties	6.3%	-9.4%
Redefine Properties Ltd	5.2%	-8.5%
Cartrack Holdings Ltd	4.8%	-5.6%
Omnia Holdings Ltd	4.7%	-4.8%
Irongate Group	4.6%	-4.8%

Top Losers

Steinhoff International Hldgs NV
Super Group Ltd
KAP Industrial Holdings Ltd
Investec Ltd
Famous Brands Ltd

S&P 500

Top Gainers

Occidental Petroleum Corp	9.9%	-4.0%
Apache Corp	9.9%	-4.0%
Twitter Inc	8.4%	-3.8%
Hologic Inc	6.2%	-3.5%
Hess Corp	5.9%	-3.5%

Top Losers

CenturyLink Inc
BorgWarner Inc
Martin Marietta Materials Inc
General Motors Co
Ford Motor Co


 UK Market ▲

UK markets finished higher yesterday, amid weakness in the British Pound.

FTSE 100 futures ▼

To Read More [Click Here](#)

FTSE 100 (GBP)		DAX 30 (EUR)		CAC 40 (EUR)	
▲ 6,599.76		▼ 13,295.73		▲ 5,549.65	
1 Day Chg	1 D % Chg	1 Day Chg	1 D % Chg	1 Day Chg	1 D % Chg
35.47	0.54	-44.53	-0.33	2.83	0.05
WTD % Chg.	MTD % Chg.	WTD % Chg.	MTD % Chg.	WTD % Chg.	MTD % Chg.
0.76	5.32	-0.02	0.03	-1.06	0.56
Prev. Month % Chg	YTD % Chg.	Prev. Month % Chg	YTD % Chg.	Prev. Month % Chg	YTD % Chg.
12.35	-12.50	15.01	0.35	20.12	-7.17


 Asia Market ▼

Asian markets are trading mostly lower this morning, amid concerns over the US fiscal stimulus and rising Covid-19 cases. The Nikkei 225 Index is trading 0.5% lower at 26,615.55.

*As at 6:00 SAST

To Read More [Click Here](#)

Nikkei 225 * (JPY)		Shanghai Composite * (CNY)		Hang Seng * (HKD)	
▼ 26,615.55		▼ 3,338.69		▲ 26,483.66	
1 Day Chg	1 D % Chg	1 Day Chg	1 D % Chg	1 Day Chg	1 D % Chg
-140.69	-0.53	-34.59	-1.03	73.07	0.28
WTD % Chg.	MTD % Chg.	WTD % Chg.	MTD % Chg.	WTD % Chg.	MTD % Chg.
0.02	1.22	-2.07	-0.54	-1.58	0.26
Prev. Month % Chg	YTD % Chg.	Prev. Month % Chg	YTD % Chg.	Prev. Month % Chg	YTD % Chg.
15.04	13.10	5.19	10.59	9.27	-6.31

FTSE 100


 Top Gainers

BP Plc	4.5%	-7.2%	Ocado Group Plc
DS Smith Plc	3.8%	-6.4%	Persimmon Plc
Royal Dutch Shell Plc – Cl B	3.8%	-5.1%	Barratt Developments Plc
Royal Dutch Shell Plc – Cl A	3.7%	-4.2%	Lloyds Banking Group Plc
Hikma Pharmaceuticals Plc	3.2%	-4.2%	Taylor Wimpey Plc



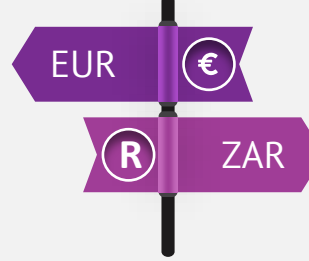
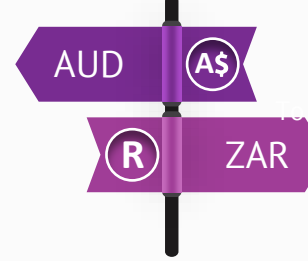

 Top Losers


 Top Gainers





NEXON Co.Ltd	6.7%	-4.4%	SoftBank Group Corp
IHI Corp	4.7%	-4.2%	Asahi Kasei Corp
Showa Denko KK	4.5%	-3.6%	Japan Exchange Group Inc
Toyota Motor Corp	4.4%	-3.4%	Kawasaki Kisen Kaisha Ltd
M3 Inc	2.9%	-3.4%	Mitsui E&S Holdings Co Ltd


 Top Losers

Currencies

 <p>USD/ZAR</p> <p>15.0117</p> <p>▼ -0.06%</p> <p>At 06:00 SAST, the US Dollar retreated against the South African Rand.</p> <p>The US Dollar rose against the South African Rand yesterday.</p> <p>To Read More Click Here</p>	 <p>GBP/ZAR</p> <p>19.9935</p> <p>▲ 0.10%</p> <p>At 06:00 SAST, the British Pound is trading firmer against the South African Rand.</p> <p>The British Pound declined against the South African Rand yesterday, amid growing fears of a no-deal Brexit.</p> <p>To Read More Click Here</p>	 <p>EUR/ZAR</p> <p>18.2523</p> <p>▲ 0.09%</p> <p>At 06:00 SAST, the Euro rose against the South African Rand.</p> <p>The Euro strengthened against the South African Rand yesterday, after the European Central Bank (ECB) expanded its bond-buying program.</p> <p>To Read More Click Here</p>	 <p>AUD/ZAR</p> <p>11.3460</p> <p>▲ 0.26%</p> <p>At 06:00 SAST, the Australian Dollar is trading higher against the South African Rand.</p> <p>The Australian Dollar gained against the South African Rand yesterday.</p>
----------------------------------------------------------------------------------------------------------------------------------------------------------------------------------------------------------------------------------------------------------------------------------------------------------------------------------------	----------------------------------------------------------------------------------------------------------------------------------------------------------------------------------------------------------------------------------------------------------------------------------------------------------------------------------------------------------------------------------------------------	-----------------------------------------------------------------------------------------------------------------------------------------------------------------------------------------------------------------------------------------------------------------------------------------------------------------------------------------------------------------------------------------------------------	---------------------------------------------------------------------------------------------------------------------------------------------------------------------------------------------------------------------------------------------------------------------------------------------------------------------

Commodities

 <p>Brent (\$/barrel)</p> <p>50.24</p> <p>▼ -0.02%</p> <p>At 06:00 SAST, Brent crude oil declined.</p> <p>Yesterday, Brent crude oil climbed, amid hopes for a recovery in crude demand.</p> <p>To Read More Click Here</p>	 <p>Gold (\$/oz)</p> <p>1,840.30</p> <p>▲ 0.37%</p> <p>At 06:00 SAST, gold prices edged higher.</p> <p>Yesterday, gold prices fell, amid optimism surrounding Covid-19 vaccines.</p> <p>To Read More Click Here</p>	 <p>Platinum (\$/oz)</p> <p>1,036.90</p> <p>▲ 0.90%</p> <p>At 06:00 SAST, platinum prices gained.</p> <p>Yesterday, platinum prices advanced.</p>	 <p>Copper (\$/MT)*</p> <p>7,860.75</p> <p>Yesterday, copper prices have risen.</p> <p>* As of previous close</p>
-------------------------------------------------------------------------------------------------------------------------------------------------------------------------------------------------------------------------------------------------------------------------------------------------------------------------------------	------------------------------------------------------------------------------------------------------------------------------------------------------------------------------------------------------------------------------------------------------------------------------------------------------------------------------	----------------------------------------------------------------------------------------------------------------------------------------------------------------------------------------------------------------------------------------------	--------------------------------------------------------------------------------------------------------------------------------------------------------------------------------------------------------------

Major South African Corporate News

KAP Industrial Holdings Limited

Management is optimistic that positive momentum will continue into the 2nd half of the financial year.

To Read More

[Click Here](#)

Major Global Economic News



US

Consumer price index rose more-than-expected in November.

Budget deficit narrowed in November.

Initial jobless claims jumped to a 3-month high in the week ended 04 December 2020.



Eurozone

The ECB kept its interest rate unchanged at 0.0% and boosted its Covid-19 stimulus package by around USD600bn.















UK

UK economy expanded for the sixth straight month in October.

Britain posted a trade deficit for the first time in seven months in October.

Manufacturing production rose in October.

 Economic Calendar

Country	SAST	Economic Indicator	Relevance	Consensus	Previous	Frequency
 Germany	09:00	Consumer Price Index (YoY) (Nov) (F)	★★★	-0.30%	-0.20%	Monthly
 UK	09:00	BoE Financial Stability Report	★	-	-	As Scheduled
 Spain	10:00	Consumer Price Index (MoM) (Nov) (F)	★★★	0.20%	0.50%	Monthly
 Spain	10:00	Consumer Price Index (YoY) (Nov) (F)	★★★	-0.80%	-0.80%	Monthly
 Italy	11:00	Industrial Production n.s.a. (YoY) (Oct)	★★	-	-2.10%	Monthly
 Italy	11:00	Industrial Production s.a. (MoM) (Oct)	★★	1.00%	-5.60%	Monthly
 Italy	11:00	Industrial Production w.d.a.(YoY) (Oct)	★★	-4.30%	-5.10%	Monthly
 Italy	12:00	Unemployment Rate s.a. (Q3)	★★	-	8.30%	Quarterly
 Eurozone	13:00	Three-Month Euribor Quarterly Options Expiry (Q4)	★★★	-	-	Quarterly
 US	15:30	Producer Price Index (YoY) (Nov)	★★★	0.80%	0.50%	Monthly
 US	17:00	Reuters/Michigan Consumer Sentiment Index (Dec) (P)	★★★	76.50	76.90	Monthly
 US	20:00	Baker Hughes US Oil Rig Count (11-Dec)	★	-	246.00	Weekly

Note: ★★★ High ★★ Medium ★ Low

Disclaimer

This report and its contents are confidential, privileged and only for the information of the intended recipient. GTC (Pty) Ltd make no representations or warranties in respect of this report or its content and will not be liable for any loss or damage of any nature arising from this report, the content thereof, your reliance thereon its unauthorised use or any electronic viruses associated therewith. Please note that content does not necessarily represent or reflect the views and opinions of GTC (Pty) Ltd. This report is proprietary to GTC (Pty) Ltd and you may not copy or distribute the report without the prior written consent of the authors. Any feedback or contributions are most welcome.

formerly Grant Thornton Capital

a GTC, The Wanderers Office Park, 52 Corlett Drive, Illovo, 2196	t +27 (0) 10 597 6800	GTC (Pty) Ltd.	An Authorised Financial
p P O Box 55118, Illovo, 2116	f +27 (0) 10 597 6801	reg. no. 1996/001488/07	Services Provider
	w www.gtc.co.za	directors: G.K. Mockler, F.Dildar	FSP no. 731

GTC is nationally represented in Johannesburg, Cape Town and Durban.

GTC Group of products and services include: Employee Benefits Consulting • Employee Benefits Administration • Private Client Wealth Management • Healthcare Consulting • Short-Term Risk Solutions • Stockbroking • Derivatives Trading • Unit Trust Management • Asset Management • Fiduciary Services