



ONE Minute Brief

9 DECEMBER 2020

 Economic and Political News

South Africa's (SA) gross domestic product (GDP) surged 66.10% in 3Q20, compared to a revised drop of 51.70% in the prior quarter.

The Pietermaritzburg High Court has postponed the corruption trial against former President Jacob Zuma and French arms company Thales to 23 February 2021.

News reports indicate that the Eskom Social Compact framework agreement has been signed at a meeting of the National Economic Development and Labour Council (Nedlac).



African National Congress (ANC) Secretary-General Ace Magashule would present himself to the party's integrity commission on 12 December.

The Economic Freedom Fighters (EFF) has rejected the Gauteng High Court's ruling to set aside Public Protector Busisiwe Mkhwebane's report on SARS rogue unit.

 South Africa Market ▼

South African markets closed in the red yesterday, amid concerns over rising Covid-19 cases and uncertainty around the US stimulus package.

To Read More [Click Here](#)

JSE All Share (ZAR)		JSE Top 40 (ZAR)		JSE Africa Fin. (ZAR)	
▼ 59,159.36		▼ 54,262.51		▲ 11,663.67	
1 Day Chg	1 D % Chg	1 Day Chg	1 D % Chg	1 Day Chg	1 D % Chg
-368.34	-0.62	-384.41	-0.70	69.72	0.60
WTD % Chg.	MTD % Chg.	WTD % Chg.	MTD % Chg.	WTD % Chg.	MTD % Chg.
-0.44	3.62	-0.44	3.60	0.14	4.53
Prev. Month % Chg	YTD % Chg.	Prev. Month % Chg	YTD % Chg.	Prev. Month % Chg	YTD % Chg.
10.46	3.64	10.33	6.78	17.96	-25.59

 US Market ▲

US markets closed firmer yesterday, amid positive developments on the vaccine front.

S&P 500 futures 

To Read More [Click Here](#)

S&P 500 (USD)		Nasdaq Composite (USD)		DJIA (USD)	
▲ 3,702.25		▲ 12,582.77		▲ 30,173.88	
1 Day Chg	1 D % Chg	1 Day Chg	1 D % Chg	1 Day Chg	1 D % Chg
10.29	0.28	62.82	0.50	104.09	0.35
WTD % Chg.	MTD % Chg.	WTD % Chg.	MTD % Chg.	WTD % Chg.	MTD % Chg.
0.08	2.23	0.95	3.15	-0.15	1.81
Prev. Month % Chg	YTD % Chg.	Prev. Month % Chg	YTD % Chg.	Prev. Month % Chg	YTD % Chg.
10.75	14.59	11.80	40.24	11.84	5.73

JSE All Share

S&P 500

 Top Gainers

Steinhoff International Hldgs NV	22.6%	-5.6%
Super Group Ltd	13.6%	-4.9%
Montauk Holdings Ltd	8.5%	-4.5%
Raubex Group Ltd	7.1%	-4.2%
Hosken Consolidated Invsts Ltd	5.7%	-4.0%

Top Losers 

Investec Property Fund Ltd	-5.6%
Allied Electronics Corp Ltd	-4.9%
Stor-Age Property REIT Ltd	-4.5%
Massmart Holdings Ltd	-4.2%
Dis-Chem Pharmacies Ltd	-4.0%

 Top Gainers

Equifax Inc	7.8%	-5.3%
Norwegian Cruise Line Hldgs Ltd	6.2%	-5.0%
Marathon Oil Corp	5.7%	-4.0%
Occidental Petroleum Corp	5.2%	-3.7%
Etsy Inc	4.5%	-3.6%

Top Losers 

AutoZone Inc	-5.3%
Lennar Corp	-5.0%
DR Horton Inc	-4.0%
Leggett & Platt Inc	-3.7%
PulteGroup Inc	-3.6%

 **UK Market** ▲

UK markets finished higher yesterday, after Britain and the European Union reached a deal on the Irish border dispute.

FTSE 100 futures 

To Read More [Click Here](#)

FTSE 100 (GBP)		DAX 30 (EUR)		CAC 40 (EUR)	
▲ 6,558.82		▲ 13,278.49		▼ 5,560.67	
1 Day Chg	1 D % Chg	1 Day Chg	1 D % Chg	1 Day Chg	1 D % Chg
3.43	0.05	7.49	0.06	-12.71	-0.23
WTD % Chg.	MTD % Chg.	WTD % Chg.	MTD % Chg.	WTD % Chg.	MTD % Chg.
0.13	4.67	-0.15	-0.10	-0.86	0.76
Prev. Month % Chg	YTD % Chg.	Prev. Month % Chg	YTD % Chg.	Prev. Month % Chg	YTD % Chg.
12.35	-13.04	15.01	0.22	20.12	-6.98

 **Asia Market** ▲

Asian markets are trading higher this morning, amid positive news on Covid-19 vaccines. The Nikkei 225 Index is trading 1.2% higher at 26,787.86.

*As at 6:00 SAST

To Read More [Click Here](#)

Nikkei 225 * (JPY)		Shanghai Composite * (CNY)		Hang Seng * (HKD)	
▲ 26,787.86		▲ 3,412.29		▲ 26,636.78	
1 Day Chg	1 D % Chg	1 Day Chg	1 D % Chg	1 Day Chg	1 D % Chg
320.78	1.21	2.12	0.06	332.22	1.26
WTD % Chg.	MTD % Chg.	WTD % Chg.	MTD % Chg.	WTD % Chg.	MTD % Chg.
-1.06	0.13	-1.00	0.54	-1.98	-0.14
Prev. Month % Chg	YTD % Chg.	Prev. Month % Chg	YTD % Chg.	Prev. Month % Chg	YTD % Chg.
15.04	11.88	5.19	11.80	9.27	-6.69

FTSE 100

 **Top Gainers**

DS Smith Plc	3.8%	-3.6%
Experian Plc	3.4%	-3.6%
Intertek Group Plc	3.3%	-3.5%
3i Group Plc	2.9%	-2.7%
Bunzl Plc	2.9%	-2.6%

Top Losers 

Intl Consolidated Airlines Grp	
InterContinental Hotels Grp Plc	
Rolls-Royce Holdings Plc	
HSBC Holdings Plc	
Berkeley Group Holdings Plc	



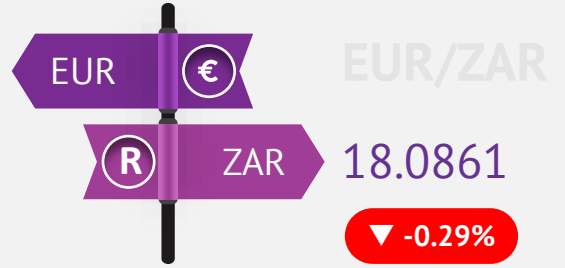

 **Top Gainers**

Hino Motors Ltd	6.5%	-2.8%
Japan Steel Works Ltd	4.9%	-2.0%
SUMCO Corp	4.4%	-1.7%
Olympus Corp	4.4%	-1.4%
GS Yuasa Corp	4.3%	-1.3%





Top Losers 

Z Holdings Corp	
Dentsu Group Inc d	
M3 Inc	
CyberAgent Inc	
Nomura Holdings Inc	

 Currencies

 <p>USD/ZAR 14.9188 ▼ -0.44%</p> <p>At 06:00 SAST, the US Dollar retreated against the South African Rand. The US Dollar fell against the South African Rand yesterday.</p>	 <p>GBP/ZAR 19.957 ▼ -0.29%</p> <p>At 06:00 SAST, the British Pound is trading weaker against the South African Rand. The British Pound declined against the South African Rand yesterday.</p>	 <p>EUR/ZAR 18.0861 ▼ -0.29%</p> <p>At 06:00 SAST, the Euro fell against the South African Rand. The Euro weakened against the South African Rand yesterday.</p>	 <p>AUD/ZAR 11.0876 ▼ -0.14%</p> <p>At 06:00 SAST, the Australian Dollar is trading lower against the South African Rand. The Australian Dollar dropped against the South African Rand yesterday.</p>
--	---	--	---

 Commodities

 <p>Brent (\$/barrel) 48.59 ▼ -0.51%</p> <p>At 06:00 SAST, Brent crude oil declined, after the American Petroleum Institute (API) reported that crude oil inventories rose by 1.1mn bls last week.</p> <p>To Read More Click Here</p> <p>Yesterday, Brent crude oil climbed.</p>	 <p>Gold (\$/oz) 1,865.90 ▼ -0.26%</p> <p>At 06:00 SAST, gold prices edged lower. Yesterday, gold prices rose, amid hopes for more fiscal stimulus from the US government.</p> <p>To Read More Click Here</p>	 <p>Platinum (\$/oz) 1,038.40 ▲ 0.14%</p> <p>At 06:00 SAST, platinum prices gained. Yesterday, platinum prices decreased.</p>	 <p>Copper (\$/MT)* 7679.00</p> <p>Yesterday, copper prices have fallen. * As of previous close</p>
--	--	--	--

Major South African Corporate News

AngloGold Ashanti Limited

Independent Non-Executive Director, Maria Ramos has been appointed as chair of the board.

To Read More [Click Here](#)

PPC Limited

1H20 revenues rose to ZAR5.00bn from ZAR4.95bn posted in the same period of the prior year.

To Read More [Click Here](#)

Major Global Economic News



US

The NFIB small business optimism index fell by the most in seven months in November.



Eurozone

Eurozone's GDP grew at a stronger pace in 3Q20.

Eurozone's ZEW economic sentiment index jumped in December.

Germany's ZEW economic sentiment index improved sharply in December.



Asia

Australia's Westpac consumer confidence index climbed to a 10-year high level in December.

China reported consumer deflation for the first time in 11 years in November.

China's producer price index (PPI) fell in November.

 Economic Calendar

Country	SAST	Economic Indicator	Relevance	Consensus/*Actuals	Previous	Frequency
 China	03:30	Consumer Price Index (YoY) (Nov)	★★★	-0.50%*	0.50%	Monthly
 China	03:30	Producer Price Index (YoY) (Nov)	★★★	-1.50%*	-2.10%	Monthly
 Germany	09:00	Current Account n.s.a. (Oct)	★	-	EUR26.30bn	Monthly
 Germany	09:00	Trade Balance n.s.a. (Oct)	★★★	-	EUR20.80bn	Monthly
 South Africa	10:00	Consumer Price Index (YoY) (Nov)	★★	3.20%	3.30%	Monthly
 South Africa	11:30	SACCI Business Confidence Index (Nov)	★	-	-	Monthly
 South Africa	11:30	Motor Trade Sales (MoM) (Oct)	★	-	2.60%	Monthly
 South Africa	13:00	Retail Sales (MoM) (Oct)	★★	-	1.10%	Monthly
 US	14:00	MBA Mortgage Applications (04-Dec)	★	-	-0.60%	Weekly
 Canada	17:00	Bank of Canada Interest Rate Decision	★★★	0.25%	0.25%	As Scheduled
 US	17:00	JOLTs Job Openings (Oct)	★	-	6436.00K	Monthly
 US	17:30	EIA Crude Oil Stocks Change (Barrels) (04-Dec)	★★★	-1.51mn	-0.68mn	Weekly

Note: ★★★ High ★★ Medium ★ Low

Disclaimer

This report and its contents are confidential, privileged and only for the information of the intended recipient. GTC (Pty) Ltd make no representations or warranties in respect of this report or its content and will not be liable for any loss or damage of any nature arising from this report, the content thereof, your reliance thereon its unauthorised use or any electronic viruses associated therewith. Please note that content does not necessarily represent or reflect the views and opinions of GTC (Pty) Ltd. This report is proprietary to GTC (Pty) Ltd and you may not copy or distribute the report without the prior written consent of the authors. Any feedback or contributions are most welcome.

formerly Grant Thornton Capital

a GTC, The Wanderers Office Park,
52 Corlett Drive, Illovo, 2196

p P O Box 55118, Illovo, 2116

t +27 (0) 10 597 6800

f +27 (0) 10 597 6801

w www.gtc.co.za

GTC (Pty) Ltd.

reg. no. 1996/001488/07

directors: G.K. Mockler, F.Dildar

An Authorised Financial
Services Provider

FSP no. 731

GTC is nationally represented in Johannesburg, Cape Town and Durban.

GTC Group of products and services include: Employee Benefits Consulting • Employee Benefits Administration • Private Client Wealth Management • Healthcare Consulting • Short-Term Risk Solutions • Stockbroking • Derivatives Trading • Unit Trust Management • Asset Management • Fiduciary Services