

ONE Minute Brief

4 DECEMBER 2020

Economic and Political News

In his address to the nation, President Cyril Ramaphosa stated that stricter restrictions will only be implemented in Covid-19 hotspots, while the rest of the country will continue to operate under the level 1 regulations.

A motion of no confidence against Cyril Ramaphosa has been postponed to February 2021, pending a court ruling on a secret ballot.

The South African government has transferred ZAR1.5bn (USD98mn) to the administrators of South African Airways (SAA), but it cannot be used as the conditions imposed breach labour and companies regulation.



News reports indicate that South Africa is looking to raise about USD400mn from the sale of a stake in its national airline, SAA.



The Bosasa corruption case has been postponed to 9 March 2021.



South Africa Market ▲

South African markets closed in the green on yesterday, on vaccine progress and buoyed by gains in resources, platinum mining and industrial sector stocks.

To Read More [Click Here](#)

JSE All Share (ZAR)		JSE Top 40 (ZAR)		JSE Africa Fin. (ZAR)	
▲ 58,947.48		▲ 54,171.85		▲ 11,399.33	
1 Day Chg	1 D % Chg	1 Day Chg	1 D % Chg	1 Day Chg	1 D % Chg
665.50	1.14	689.11	1.29	92.35	0.82
WTD % Chg.	MTD % Chg.	WTD % Chg.	MTD % Chg.	WTD % Chg.	MTD % Chg.
1.95	3.25	2.17	3.43	-1.54	2.16
Prev. Month % Chg	YTD % Chg.	Prev. Month % Chg	YTD % Chg.	Prev. Month % Chg	YTD % Chg.
10.46	3.26	10.33	6.60	17.96	-27.28

US Market ▲

US markets closed mostly firmer yesterday, as concerns over Covid-19 vaccine distribution was offset by upbeat US initial claims data.

S&P 500 futures ▲

To Read More [Click Here](#)

S&P 500 (USD)		Nasdaq Composite (USD)		DJIA (USD)	
▼ 3,666.72		▲ 12,377.18		▲ 29,969.52	
1 Day Chg	1 D % Chg	1 Day Chg	1 D % Chg	1 Day Chg	1 D % Chg
-2.29	-0.06	27.81	0.23	85.73	0.29
WTD % Chg.	MTD % Chg.	WTD % Chg.	MTD % Chg.	WTD % Chg.	MTD % Chg.
0.78	1.25	1.40	1.46	0.20	1.12
Prev. Month % Chg	YTD % Chg.	Prev. Month % Chg	YTD % Chg.	Prev. Month % Chg	YTD % Chg.
10.75	13.49	11.80	37.94	11.84	5.01

JSE All Share

Top Gainers

Allied Electronics Corp Ltd	6.9%	-7.8%
Transaction Capital Ltd	6.6%	-6.3%
Sasol Ltd	5.9%	-5.1%
Glencore Plc	4.2%	-4.6%
Hammerson Plc	4.1%	-4.3%

Top Losers

City Lodge Hotels Ltd
Motus Holdings Ltd
Tsogo Sun Hotels Ltd
Raubex Group Ltd
Alexander Forbes Group Holdings Ltd

S&P 500

Top Gainers

Ralph Lauren Corp	8.7%	-6.6%
Norwegian Cruise Line Holdings Ltd	8.6%	-4.4%
American Airlines Group Inc	8.3%	-3.5%
Carnival Corp	8.1%	-3.3%
Walgreens Boots Alliance Inc	7.5%	-3.0%

Top Losers

Cabot Oil & Gas Corp
Kroger Co/The
Nasdaq Inc
International Paper Co
Cummins Inc

UK Market ▲

UK markets finished higher on yesterday, amid optimism over Brexit trade deal and helped by gains in mining sector stocks.

FTSE 100 futures ▲ To Read More [Click Here](#)

FTSE 100 (GBP)		DAX 30 (EUR)		CAC 40 (EUR)	
▲ 6,490.27		▼ 13,252.86		▼ 5,574.36	
1 Day Chg	1 D % Chg	1 Day Chg	1 D % Chg	1 Day Chg	1 D % Chg
26.88	0.42	-60.38	-0.45	-8.65	-0.15
WTD % Chg.	MTD % Chg.	WTD % Chg.	MTD % Chg.	WTD % Chg.	MTD % Chg.
1.93	3.58	-0.62	-0.29	-0.43	1.01
Prev. Month % Chg	YTD % Chg.	Prev. Month % Chg	YTD % Chg.	Prev. Month % Chg	YTD % Chg.
12.35	-13.95	15.01	0.03	20.12	-6.75

Asian Market ▼

Asian markets are trading lower this morning. The Nikkei 225 Index is trading 0.4% lower at 26,699.54.

*As at 6:00 SAST

Nikkei 225 * (JPY)		Shanghai Composite * (CNY)		Hang Seng * (HKD)	
▼ 26,699.54		▼ 3,430.03		▼ 26,676.13	
1 Day Chg	1 D % Chg	1 Day Chg	1 D % Chg	1 Day Chg	1 D % Chg
-109.83	-0.41	-12.11	-0.35	-52.37	-0.20
WTD % Chg.	MTD % Chg.	WTD % Chg.	MTD % Chg.	WTD % Chg.	MTD % Chg.
0.62	1.42	0.99	1.49	-0.62	1.47
Prev. Month % Chg	YTD % Chg.	Prev. Month % Chg	YTD % Chg.	Prev. Month % Chg	YTD % Chg.
15.04	13.33	5.19	12.85	9.27	-5.18

FTSE 100

Top Gainers

Rolls-Royce Holdings Plc	15.6%	-3.0%
Flutter Entertainment Plc	7.0%	-2.6%
BT Group Plc	6.4%	-2.6%
Antofagasta Plc	4.8%	-1.5%
Anglo American Plc	4.1%	-1.4%

Top Losers

Just Eat Takeaway.com NV
Unilever Plc
AstraZeneca Plc
Severn Trent Plc
GlaxoSmithKline Plc

Nikkei 225



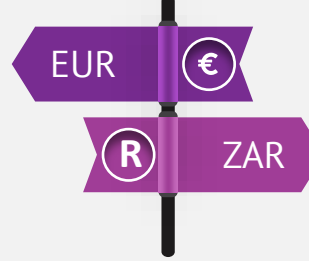
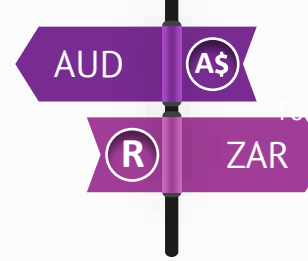
Top Gainers

Denso Corp	6.4%	-7.2%
Mitsubishi Chemical Holdings Corp	4.9%	-3.7%
Asahi Group Holdings Ltd	4.3%	-3.6%
Fuji Electric Co Ltd	4.2%	-3.2%
Olympus Corp	4.2%	-3.0%





Top Losers

Rakuten Inc
M3 Inc
Tokyo Electron Ltd
Mitsui Chemicals Inc
Taiyo Yuden Co Ltd

Currencies

 <p>USD/ZAR 15.168 ▼ -0.05%</p> <p>At 06:00 SAST, the US Dollar retreated against the South African Rand. The US Dollar fell against the South African Rand yesterday, amid progress in Covid-19 vaccine and on US stimulus talks.</p> <p>To Read More Click Here</p>	 <p>GBP/ZAR 20.4021 ▼ -0.12%</p> <p>At 06:00 SAST, the British Pound is trading weaker against the South African Rand. The British Pound declined against the South African Rand yesterday.</p>	 <p>EUR/ZAR 18.4217 ▼ -0.07%</p> <p>At 06:00 SAST, the Euro is trading lower against the South African Rand. The Euro weakened against the South African Rand yesterday.</p>	 <p>AUD/ZAR 11.2655 ▼ -0.22%</p> <p>At 06:00 SAST, the Australian Dollar is trading lower against the South African Rand. The Australian Dollar dropped against the South African Rand yesterday.</p>
--	---	--	---

Commodities

 <p>Brent (\$/barrel) 49.60 ▲ 1.83%</p> <p>At 06:00 SAST, Brent crude oil rose. Yesterday, Brent crude oil climbed, as OPEC agreed to gradually increase output from January.</p> <p>To Read More Click Here</p>	 <p>Gold (\$/oz) 1846.30 ▲ 0.52%</p> <p>At 06:00 SAST, gold prices edged higher. Yesterday, gold prices rose, amid weakness in the US dollar.</p> <p>To Read More Click Here</p>	 <p>Platinum (\$/oz) 1051.10 ▲ 1.20%</p> <p>At 06:00 SAST, platinum prices climbed. Yesterday, platinum prices advanced.</p>	 <p>Copper (\$/MT)* 7668.50</p> <p>Yesterday, copper prices have marginally risen. * As of previous close</p>
--	---	---	--

Major South African Corporate News

Sappi Limited

Marco Eikelenboom, currently VP Marketing and Sales at Sappi Europe, has been appointed as CEO.

To Read More

[Click Here](#)

Oceana Group Limited

FY20 revenues rose to ZAR8.31bn from ZAR7.65bn posted in the previous year.

To Read More

[Click Here](#)

Rebosis Property Fund Limited

FY20 revenues declined 7.5% to ZAR1.70bn from the preceding year.

To Read More

[Click Here](#)

Major Global Economic News



US

Initial jobless claims dropped more than expected last week.

ISM manufacturing index fell more than market forecast in November.

Markit services PMI rose to a 5-year high level in November.



Eurozone

Eurozone retail sales rebounded at a faster than expected pace in October.

Eurozone's business activity shrank in November.

Germany's Markit services PMI fell in November.



Asia

Australia retail sales climbed less than expected in October.



UK

UK private sector contracted less than initially estimated in November.

Economic Calendar

Country	SAST	Economic Indicator	Relevance	Consensus	Previous	Frequency
 Germany	09:00	Factory Orders n.s.a. (YoY) (Oct)	☆☆☆	-	-1.90%	Monthly
 South Africa	10:00	Total Domestic Credit Extension (Oct)	☆	-	ZAR4330980.00mn	Monthly
 Germany	10:30	Markit Construction PMI (Nov)	☆☆	-	45.20	Monthly
 UK	11:30	Markit Construction PMI (Nov)	☆	52.00	53.10	Monthly
 Canada	15:30	Unemployment Rate (Nov)	☆☆	8.90%	8.90%	Monthly
 US	15:30	Average Hourly Earnings All Employees (YoY) (Nov)	☆☆	4.30%	4.50%	Monthly
 US	15:30	Change in Non-farm Payrolls (Nov)	☆☆☆	481.00 K	638.00 K	Monthly
 US	15:30	Change in Private Payrolls (Nov)	☆☆	587.00 K	906.00 K	Monthly
 US	15:30	Unemployment Rate (Nov)	☆☆☆	6.80%	6.90%	Monthly
 US	15:30	Trade Balance (Oct)	☆☆☆	-USD64.80 bn	-USD63.90 bn	Monthly
 US	17:00	Durable Goods Orders (Oct) (F)	☆☆☆	-	2.10%	Monthly
 US	17:00	Factory Orders (MoM) (Oct)	☆☆☆	0.80%	1.10%	Monthly

Note: ☆☆☆ High ☆☆ Medium ☆ Low

Disclaimer

This report and its contents are confidential, privileged and only for the information of the intended recipient. GTC (Pty) Ltd make no representations or warranties in respect of this report or its content and will not be liable for any loss or damage of any nature arising from this report, the content thereof, your reliance thereon its unauthorised use or any electronic viruses associated therewith. Please note that content does not necessarily represent or reflect the views and opinions of GTC (Pty) Ltd. This report is proprietary to GTC (Pty) Ltd and you may not copy or distribute the report without the prior written consent of the authors. Any feedback or contributions are most welcome.

formerly Grant Thornton Capital

a GTC, The Wanderers Office Park,
52 Corlett Drive, Illovo, 2196
p P O Box 55118, Illovo, 2116

t +27 (0) 10 597 6800
f +27 (0) 10 597 6801
w www.gtc.co.za

GTC (Pty) Ltd.
reg. no. 1996/001488/07
directors: G.K. Mockler, F.Dildar

An Authorised Financial
Services Provider
FSP no. 731

GTC is nationally represented in Johannesburg, Cape Town and Durban.

GTC Group of products and services include: Employee Benefits Consulting • Employee Benefits Administration • Private Client Wealth Management • Healthcare Consulting • Short-Term Risk Solutions • Stockbroking • Derivatives Trading • Unit Trust Management • Asset Management • Fiduciary Services