



# ONE Minute Brief

2 DECEMBER 2020



 Economic and Political News

In South Africa (SA), the Absa manufacturing PMI dropped to 52.60 in November, compared to a level of 60.90 in October.

SA's total new vehicle sales rose to 39,315 units in November, compared to a revised 38,710 units in October.

SA's parliament has declined the African Transformation Movement's (ATM) request for secret ballot for vote of no confidence against President Cyril Ramaphosa.



News reports indicate that SA's government has asked to postpone the wage dispute hearing until 1 February.

The Economic Freedom Fighters (EFF) has reiterated its call for Public Enterprises Minister Pravin Gordhan's removal.

 South Africa Market ▲

South African markets closed in the green yesterday, tracking gains in their global peers.

To Read More [Click Here](#)

JSE All Share (ZAR)		JSE Top 40 (ZAR)		JSE Africa Fin. (ZAR)	
▲ 57,509.72		▲ 52,764.09		▲ 11,238.33	
1 Day Chg	1 D % Chg	1 Day Chg	1 D % Chg	1 Day Chg	1 D % Chg
417.83	0.73	388.59	0.74	79.77	0.71
WTD % Chg.	MTD % Chg.	WTD % Chg.	MTD % Chg.	WTD % Chg.	MTD % Chg.
-0.54	0.73	-0.49	0.74	-2.93	0.71
Prev. Month % Chg	YTD % Chg.	Prev. Month % Chg	YTD % Chg.	Prev. Month % Chg	YTD % Chg.
10.46	0.75	10.33	3.83	17.96	-28.31

 US Market ▲

US markets closed firmer yesterday, amid optimism over COVID-19 vaccine and prospects for global economic recovery.

S&P 500 futures 

To Read More [Click Here](#)

S&P 500 (USD)		Nasdaq Composite (USD)		DJIA (USD)	
▲ 3,662.45		▲ 12,355.11		▲ 29,823.92	
1 Day Chg	1 D % Chg	1 Day Chg	1 D % Chg	1 Day Chg	1 D % Chg
40.82	1.13	156.37	1.28	185.28	0.63
WTD % Chg.	MTD % Chg.	WTD % Chg.	MTD % Chg.	WTD % Chg.	MTD % Chg.
0.66	1.13	1.22	1.28	-0.29	0.63
Prev. Month % Chg	YTD % Chg.	Prev. Month % Chg	YTD % Chg.	Prev. Month % Chg	YTD % Chg.
10.75	13.36	11.80	37.70	11.84	4.50

JSE All Share

S&P 500

 Top Gainers

Barloworld Ltd	15.1%	-10.8%
Grindrod Ltd	10.2%	-6.8%
Pan African Resources Plc	9.2%	-6.4%
DRDGOLD Ltd	8.9%	-4.8%
Attacq Ltd	7.2%	-3.9%

Top Losers 

Cie Financiere Richemont SA		
Brait SE		
Omnia Holdings Ltd		
Investments Ltd		
MultiChoice Group		

 Top Gainers

Lincoln National Corp	5.7%	-5.9%
FLIR Systems Inc	5.6%	-5.0%
Western Digital Corp	5.3%	-4.0%
Discover Financial Services	5.2%	-4.0%
Cincinnati Financial Corp	4.8%	-3.8%

Top Losers 

IHS Markit Ltd		
S&P Global Inc		
Apache Corp		
Occidental Petroleum Corp		
Etsy Inc		

 UK Market ▲

UK markets finished higher yesterday, amid hopes for a speedy global economic recovery.

FTSE 100 futures 

To Read More [Click Here](#)

FTSE 100 (GBP)		DAX 30 (EUR)		CAC 40 (EUR)	
▲ 6,384.73		▲ 13,382.30		▲ 5,581.64	
1 Day Chg	1 D % Chg	1 Day Chg	1 D % Chg	1 Day Chg	1 D % Chg
118.54	1.89	91.14	0.69	63.09	1.14
WTD % Chg.	MTD % Chg.	WTD % Chg.	MTD % Chg.	WTD % Chg.	MTD % Chg.
0.27	1.89	0.35	0.69	-0.30	1.14
Prev. Month % Chg	YTD % Chg.	Prev. Month % Chg	YTD % Chg.	Prev. Month % Chg	YTD % Chg.
12.35	-15.35	15.01	1.01	20.12	-6.63

 Asia Market ▲

Asian markets are trading mostly higher this morning. The Nikkei 225 Index is trading marginally higher at 26,798.83.

\*As at 6:00 SAST

Nikkei 225 * (JPY)		Shanghai Composite * (CNY)		Hang Seng * (HKD)	
▲ 26,798.83		▲ 3,454.95		▼ 26,554.92	
1 Day Chg	1 D % Chg	1 Day Chg	1 D % Chg	1 Day Chg	1 D % Chg
11.29	0.04	3.02	0.09	-12.76	-0.05
WTD % Chg.	MTD % Chg.	WTD % Chg.	MTD % Chg.	WTD % Chg.	MTD % Chg.
0.54	1.34	1.28	1.77	-1.22	0.86
Prev. Month % Chg	YTD % Chg.	Prev. Month % Chg	YTD % Chg.	Prev. Month % Chg	YTD % Chg.
15.04	13.23	5.19	13.17	9.27	-5.75

FTSE 100

 Top Gainers

Taylor Wimpey Plc	7.9%	-6.2%
Melrose Industries Plc	7.8%	-4.9%
Lloyds Banking Group Plc	7.5%	-4.5%
Persimmon Plc	6.9%	-3.0%
Natwest Group Plc	6.6%	-2.8%

Top Losers 

AVEVA Group		
Hikma Pharmaceuticals Plc		
Avast Plc		
Unilever Plc		
Sage Group Plc		





 Top Gainers

Fujikura Ltd	7.1%	-3.4%
Honda Motor Co Ltd	4.0%	-3.0%
Yokohama Rubber Co Ld	3.7%	-2.6%
Dentsu Group Inc d	3.5%	-2.1%
Canon Inc	3.3%	-2.0%





Top Losers 

Recruit Holdings Co Ltd		
NEXON Co.Ltd		
Yamato Holdings Co Ltd		
Suzuki Motor Corp		
Nichirei Corp		

 Currencies

 <p><b>USD/ZAR</b> 15.2657 ▲ 0.10%</p> <p>At 06:00 SAST, the US Dollar is trading higher against the South African Rand. The US Dollar fell against the South African Rand yesterday, amid prospects of further US fiscal stimulus.</p> <p>To Read More <a href="#">Click Here</a></p>	 <p><b>GBP/ZAR</b> 20.4898 ▲ 0.13%</p> <p>At 06:00 SAST, the British Pound is trading firmer against the South African Rand. The British Pound declined against the South African Rand yesterday.</p>	 <p><b>EUR/ZAR</b> 18.444 ▲ 0.20%</p> <p>At 06:00 SAST, the Euro is trading higher against the South African Rand. The Euro weakened against the South African Rand yesterday.</p>	 <p><b>AUD/ZAR</b> 11.2679 ▲ 0.26%</p> <p>At 06:00 SAST, the Australian Dollar is trading firmer against the South African Rand. The Australian Dollar dropped against the South African Rand yesterday.</p>
--	---	---	---

 Commodities

 <p><b>Brent (\$/barrel)</b> 47.02 ▼ -0.84%</p> <p>At 06:00 SAST, Brent crude oil declined, after the American Petroleum Institute (API) reported that crude oil inventories rose by 4.15mn bls last week.</p> <p>To Read More <a href="#">Click Here</a></p> <p>Yesterday, Brent crude oil dropped, as the OPEC and its allies postponed their decision on output cuts.</p> <p>To Read More <a href="#">Click Here</a></p>	 <p><b>Gold (\$/oz)</b> 1813.60 ▼ -0.03%</p> <p>At 06:00 SAST, gold prices edged slightly lower. Yesterday, gold prices rose amid weakness in the greenback.</p> <p>To Read More <a href="#">Click Here</a></p>	 <p><b>Platinum (\$/oz)</b> 995.50 ▼ -0.84%</p> <p>At 06:00 SAST, platinum prices declined. Yesterday, platinum prices advanced.</p>	 <p><b>Copper (\$/MT)*</b> 7688</p> <p>Yesterday, copper prices have risen. * As of previous close</p>
--	---	--	--

## Major South African Corporate News

### Redefine Properties Limited

FY20 revenues dropped to ZAR8.78bn from ZAR8.63bn recorded in the preceding year.

To Read More

[Click Here](#)

## Major Global Economic News



### US

US construction spending jumped more than expected in October.

US ISM manufacturing PMI fell in November.

Fed Chair Jerome Powell warned that the US economy remains in a damaged & “extraordinarily uncertain” state.



### Eurozone

Eurozone consumer prices declined for the 4th straight month in November.

Eurozone’s manufacturing sector expanded for the fifth successive month in November.

The OECD has downgraded global growth outlook for next year.



### Asia

Australia’s economy sharply rebounded in 3Q20.

Reserve Bank of Australia (RBA) Governor Philip Lowe warned that jobless rate will remain high.















### UK

UK’s Markit manufacturing PMI climbed to a 35-month high in November.

UK’s house prices rose at its fastest pace in nearly six years in November.

 Economic Calendar

Country	SAST	Economic Indicator	Relevance	Consensus/*Actuals	Previous	Frequency
 UK	02:01	BRC Shop Price Index (YoY) (Nov)	★	-1.80%*	-1.20%	Monthly
 Japan	07:00	Consumer Confidence Index (Nov)	★★	-	33.60	Monthly
 Germany	09:00	Retail Sales (YoY) (Oct)	★★★	5.90%	6.50%	Monthly
 Switzerland	09:30	Consumer Price Index (YoY) (Nov)	★★	-0.50%	-0.60%	Monthly
 Eurozone	12:00	Unemployment Rate (Oct)	★★★	8.40%	8.30%	Monthly
 Eurozone	12:00	Producer Price Index (YoY) (Oct)	★★★	-2.40%	-2.40%	Monthly
 South Africa	13:00	Total Power Generation (Oct)	★	-	20143.00 GWH	Monthly
 US	14:00	MBA Mortgage Applications (27-Nov)	★	-	3.90%	Weekly
 US	15:15	ADP Employment Change (Nov)	★★★	400.00 K	365.00 K	Monthly
 US	17:00	Fed's Chair Powell speech	★★★	-	-	As Scheduled
 US	17:30	EIA Crude Oil Stocks Change (Barrels) (27-Nov)	★★★	-2.27 mn bls	-0.75 mn bls	Weekly
 US	21:00	Fed's Beige Book	★★★	-	-	As Scheduled

Note: ★★★ High   ★★ Medium   ★ Low

**Disclaimer**

This report and its contents are confidential, privileged and only for the information of the intended recipient. GTC (Pty) Ltd make no representations or warranties in respect of this report or its content and will not be liable for any loss or damage of any nature arising from this report, the content thereof, your reliance thereon its unauthorised use or any electronic viruses associated therewith. Please note that content does not necessarily represent or reflect the views and opinions of GTC (Pty) Ltd. This report is proprietary to GTC (Pty) Ltd and you may not copy or distribute the report without the prior written consent of the authors. Any feedback or contributions are most welcome.

formerly Grant Thornton Capital

**a** GTC, The Wanderers Office Park,  
52 Corlett Drive, Illovo, 2196

**p** P O Box 55118, Illovo, 2116

**t** +27 (0) 10 597 6800

**f** +27 (0) 10 597 6801

**w** www.gtc.co.za

GTC (Pty) Ltd.

**reg. no.** 1996/001488/07

**directors:** G.K. Mockler, F.Dildar

An Authorised Financial  
Services Provider

**FSP no.** 731

**GTC is nationally represented in Johannesburg, Cape Town and Durban.**

**GTC Group of products and services include:** Employee Benefits Consulting • Employee Benefits Administration • Private Client Wealth Management • Healthcare Consulting • Short-Term Risk Solutions • Stockbroking • Derivatives Trading • Unit Trust Management • Asset Management • Fiduciary Services