

GTC Wealth Protector Fund of Funds

Minimum Disclosure Document

31 August 2019



Investment mandate and objective

The objective of the fund is to deliver inflation adjusted returns over a rolling 3 year period. The fund is multi-managed to add diversification of investment strategies and sources of return. The fund is allowed to invest across all asset classes and to invest both locally and globally (as permitted by Regulation 28). The managers use various capital protection strategies to deliver consistent, positive returns within a low to moderate risk parameter. The managers have various investment styles, ranging from asset allocation to stock selection and multiple asset class exposures all of which are designed to lower market risk and increase returns.

Investment features:

Regulation 28 compliant
Capital preservation
Multi asset class
Local and international exposure

Performance (%)

| | Since Inception | 5 Years* | 3 Years* | 1 Year | 6 Month | 3 Months |
|----------------------------|-----------------|----------|----------|--------|---------|----------|
| GTC Wealth Protector FOF B | 5.87 | 5.54 | 5.46 | 3.16 | 2.57 | 1.39 |
| GTC Wealth Protector FOF A | 6.12 | 5.93 | 6.04 | 3.74 | 2.86 | 1.54 |
| CPI+1% (1 month lag) | 6.32 | 5.96 | 5.60 | 5.07 | 3.83 | 1.35 |

*Annualised

Stated performance is after fees have been deducted

Offshore assets were added to the Fund with effect from 1 September 2015

Performance history (%)

| Fund highest & lowest annual returns* | Portfolio: Class B | CPI+1% (1 month lag) |
|---------------------------------------|--------------------|----------------------|
| Highest | 11.13 | 8.00 |
| Lowest | 0.30 | 4.83 |

*Performance measured over rolling 12 months

Risk profile of the fund

Low risk

Fund facts:

| | |
|-------------------------------|---|
| Multi manager: | GTC |
| Fund classification: | SA - Multi Asset - Low Equity fund |
| Investment managers: | Coronation, Aylett, Taquanta, Prescient, SEI and Sanlam |
| Benchmark: | CPI+1% |
| Management company: | GTC Management Company |
| Inception date: | July 2012 |
| Trustee: | Rand Merchant Bank |
| Fund size: | R7 907 193 |
| Income declaration: | 28 February & 31 August |
| Income distribution: | Third day of the following month |
| Value distributed: | Feb 2019: 3.3812 Aug 2019: 1.6663 |
| Current NAV & Dealing prices: | Class B: R 1.2217 |

Total investment charges (%)

as at 30 August 2019

| | |
|---------------------------------------|-------------|
| Total Expense Ratio (TER) | 1.68 |
| Weighted TER portion of underlying | 1.68 |
| Performance Fee | 0.00 |
| Transaction Costs (TC) | 0.01 |
| Total Investment Charges (TIC) | 1.69 |

Total Investment Charges are quarterly in arrears.

TER: Expenses relating to the administration of the Financial Product. A higher TER ratio does not necessarily imply a poor return, nor does a low TER imply a good return. The current TER may not be necessarily an accurate indication of future TERs.

TC: Costs relating to the buying and selling of the assets underlying the Financial Product.

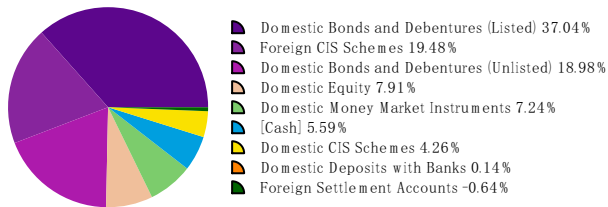
TIC: Transaction costs are a necessary cost in administering the Financial Product returns. It should be considered in isolation as returns may be impacted by many other factors over time including market returns, the type of Financial Product, the investment decisions of the investment manager and the TER.

GTC Wealth Protector Fund of Funds

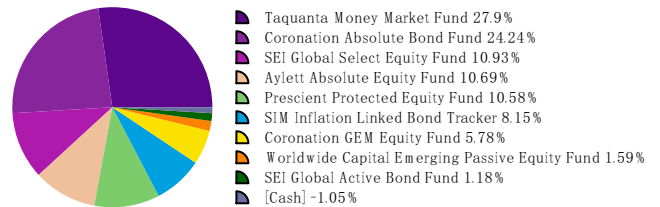
Minimum Disclosure Document

31 August 2019

Asset class exposure



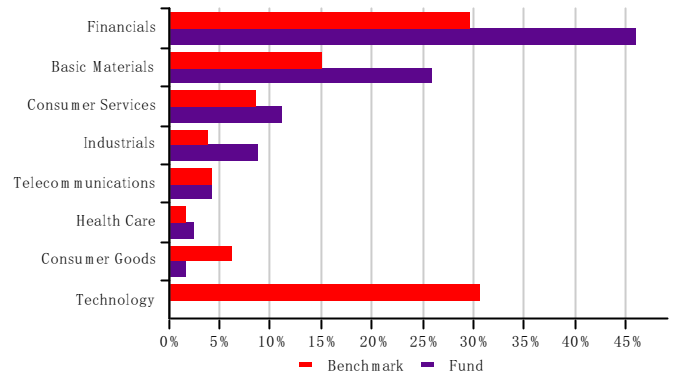
Investment manager weighting



Asset class exposure for the quarter (%)

| Asset Class | June | July | August |
|--|-------|-------|--------|
| Domestic Bonds and Debentures (Listed) | 39.84 | 39.66 | 37.04 |
| Foreign CIS Schemes | 18.11 | 18.70 | 19.48 |
| Domestic Bonds and Debentures (Unlisted) | 13.39 | 15.76 | 18.98 |
| Domestic Equity | 9.92 | 9.80 | 7.91 |
| Domestic Money Market Instruments | 8.11 | 7.94 | 7.24 |
| [Cash] | 5.70 | 2.75 | 5.59 |
| Domestic CIS Schemes | 3.26 | 3.03 | 4.26 |
| Domestic Futures | 1.00 | 0.35 | - |
| [Unassigned] | 0.83 | 2.24 | - |
| Domestic Deposits with Banks | 0.24 | 0.17 | 0.14 |
| Foreign Settlement Accounts | -0.40 | -0.41 | -0.64 |

Equity sector breakdown



Risk statistics (%): 5 years rolling

| | |
|-------------------------------|------|
| Tracking error | 3.62 |
| Annualized standard deviation | 3.50 |

NAV values

| | June | July | August |
|---------------|------------|------------|------------|
| Fund Units | 6,653,680 | 6,537,282 | 6,457,144 |
| Fund NAV | R8,144,094 | R8,005,426 | R7,907,193 |
| Class NAV [B] | R5,408,450 | R5,280,247 | R5,194,033 |

Top 10 equity holdings (% of fund)

| | |
|---------------------------------|-------------|
| Reinet Investments S.C.A. | 1.12 |
| Standard Bank Group Limited | 0.58 |
| Royal Bafokeng Platinum Limited | 0.56 |
| BHP Group Plc | 0.53 |
| Transaction Capital Ltd. | 0.47 |
| Nedbank Group Limited | 0.43 |
| Remgro Limited | 0.39 |
| Italtile Limited | 0.36 |
| MTN Group Limited | 0.34 |
| Anglo American plc | 0.31 |
| Total | 5.09 |

Mandate compliance

The fund remains within the reporting regime as at the date of this report.

GTC Wealth Protector Fund of Funds

Minimum Disclosure Document



31 August 2019

Contact us

Managers: GTC

GTC, The Wanderers Office Park, 52 Corlett Drive, Illovo
Telephone: (010) 597 6800
E-mail: info@gtc.co.za, web: www.gtc.co.za

Administrators: Global Independent Administrators

28 Peter Place, Lyme Park, Sandton, 2060
Telephone: (010) 594 2124

Trustees: Rand Merchant Bank

1 Merchant Place, Cnr Fredman & Rivonia Road, Sandton, 2196
Telephone: (011) 282 8000

Disclaimer

This is a minimum disclosure document and general investor report. Collective Investment Schemes are generally medium to long term investments. The value of participatory interests may go down as well as up. The manager does not provide any guarantee either with respect to the capital or the return of a portfolio. Past performance is not necessarily an indication of future performance. CIS's are traded at ruling prices and can engage in borrowing and scrip lending. Different classes of units apply to these portfolios and are subject to different fees and charges. The charges for the most expensive class [Class B] have been disclosed in the Total Investment Charges. A schedule of fees and charges and maximum commissions is available on request from the manager. The manager has a right to close portfolios to new investors in order to manage them more efficiently in accordance with their mandates. Forward pricing is used. The manager may borrow up to 10% of the market value of the portfolio to bridge insufficient liquidity. Actual investment performance will differ based on the initial fees applicable, the actual investment date and the date of reinvestment of income. Dealing prices are calculated on a net asset value and auditor's fees, bank charges and trustee fees are levied against the portfolios. Performance is calculated for the portfolio, as well as that the individual investor performance may differ as a result of initial fees, the actual investment date, the date of reinvestment and dividend withholding tax. Recurring investment or lump sum investment performances are quoted. Income distributions are included in the calculations. Performance numbers and graphs are sourced from GTC. NAV to NAV figures have been used. The investment performance is for illustrative purposes only. The investment performance is calculated after taking the actual initial fees and all ongoing fees into account. The reinvestment of income is calculated on the actual amount distributed per participatory interest by using the ex-dividend date NAV price of the applicable class of the portfolio, irrespective of the actual reinvestment date. The portfolio charges a performance fee that is calculated as follows: $PF = PR * (PC - BM)$ where PR = the rate of participation, PC = the daily return of the GTC Wealth Protector Fund of Funds and BM = the benchmark. If the GTC Wealth Protector Fund of Funds return ("PC") is less than the benchmark ("BM") then any shortfall will be carried forward to the next calculation period for set-off against future excesses. The GTC Wealth Protector Fund of Funds Class B charges an annual service fee of 1.03% (excluding VAT).

The Risk profile of the portfolios ranges from low risk to high risk with a low risk potentially associated with lower rewards and a high risk with potentially higher rewards. This portfolio has a medium to high risk profile. It is suitable for medium to long term investment horizons. It has a balanced exposure to various asset classes and has more equity exposure than a moderate risk portfolio but less than a high-risk portfolio. In turn the expected volatility is higher than a medium risk portfolio, but less than a high-risk portfolio. Where the asset allocation contained in this MDD reflects offshore exposure, the portfolio may be exposed to the following risks: potential constraints liquidity and the repatriation of funds; macroeconomic risks; political risks; foreign exchange risks; tax risks; settlement risks and potential limitations on the availability of market information. The portfolio is exposed to equity as well as default and interest rate risks. The probability of losses is higher than that of a moderate risk portfolio, but less than a high-risk portfolio. The portfolio is subject to market or systematic risk which is the possibility of the portfolio experiencing losses due to factors that affect the overall performance of the financial markets.

Definition of the terms used to measure the risk in the portfolios a) Tracking Error: tracking error or active risk is a measure of the risk in an investment portfolio that is due to active management decisions made by the portfolio manager; it indicates how closely a portfolio follows the index to which it is benchmarked and b) Standard deviation: is a measure that is used to quantify the amount of variation or dispersion of a set of data values around the mean value. This measure is commonly known as volatility and referenced as an explicit measure of risk. One can also obtain additional information on GTC products on the website and all price related queries or information is readily available on request. Fund of funds are portfolios that invests in portfolios of collective investment schemes that levy their own charges, which could result in a higher fee structure for the fund of funds. The daily cut off time is 14:00 for trades and the valuation point is 17:00. Prices are published on Finswitch by 10:00 daily. GTC Management Company (RF) (Pty) Ltd is registered as a Collective Investment Scheme Manager in terms of Section 5 of the Collective Investment Schemes Control Act and is a member of ASISA.

MDD issue date: 16th working day of the month