

# GTC Wealth Accumulator Fund of Funds

## Minimum Disclosure Document

30 April 2019



### Investment mandate and objective

The equity based portfolio incorporates value and core equity investment managers within a multi-manager solution. The value bias implies the use of qualitative and quantitative techniques to identify and invest into good quality companies trading at discounted prices. This combination of investment managers integrates risk management strategies to provide consistent returns with reduced volatility.

### Risk profile of the fund

**High Risk**

**Investment features:** Full equity exposure  
Local exposure only  
Protected equity exposure

### Performance (%)

	Since Inception*	7 Years*	5 Years*	3 Years*	1 Year	6 Months	3 Month
GTC Wealth Acc FoF - B	8.17	6.47	4.08	4.91	1.16	11.45	8.36
GTC Wealth Acc FoF - A	8.15	6.63	4.47	5.51	1.71	11.74	8.50
AF MM Index (STEFI)	4.98	5.06	5.58	6.06	6.32	3.20	1.58

\*Annualised

Stated performance is after fees have been deducted

AF MM index was replaced by STEFI

### Performance history (%)

Fund highest & lowest annual returns*	Portfolio: Class B	AF MM Index (STEFI)
Highest	22.27	6.32
Lowest	-12.26	3.62

\*Performance measured over rolling 12 months

### Fund facts:

Multi manager:	GTC
Fund classification:	SA General Equity
Investment managers:	Coronation, Prudential, Tiger Inc.1998, 36One,Prescient and Sanlam.
Benchmark:	AF MM Index (STEFI) *AF MM Index was replaced by STEFI
Management company:	GTC Management Company
Inception date:	October 2009
Trustee:	Société Générale
Fund size:	R74 315 422
Income declaration:	28 February & 31 August
Income distribution:	Third day of the following month
Value distributed:	<b>Aug 2018:</b> 2.3789 <b>Feb 2019:</b> 2.5478
Current NAV & Dealing prices:	Class B: R 2.0041

### Total investment charges (%)

as at 30 April 2019

<b>Total Expense Ratio (TER)</b>	<b>2.08</b>
Weighted TER portion of underlying	1.86
Performance Fee	0.22
<b>Transaction Costs (TC)</b>	<b>0.20</b>
<b>Total Investment Charges (TIC)</b>	<b>2.28</b>

**Total Investment Charges are quarterly in arrears.**

**TER:** Expenses relating to the administration of the Financial Product. A higher TER ratio does not necessarily imply a poor return, nor does a low TER imply a good return. The current TER may not be necessarily an accurate indication of future TERs.

**TC:** Costs relating to the buying and selling of the assets underlying the Financial Product.

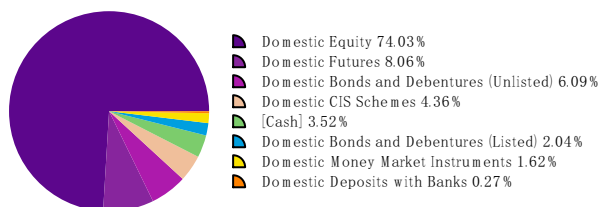
**TIC:** Transaction costs are a necessary cost in administering the Financial Product returns. It should be considered in isolation as returns may be impacted by many other factors over time including market returns, the type of Financial Product, the investment decisions of the investment manager and the TER.

# GTC Wealth Accumulator Fund of Funds

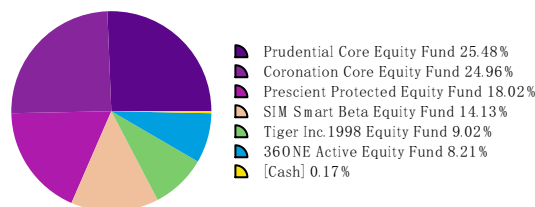
## Minimum Disclosure Document

30 April 2019

### Asset class exposure



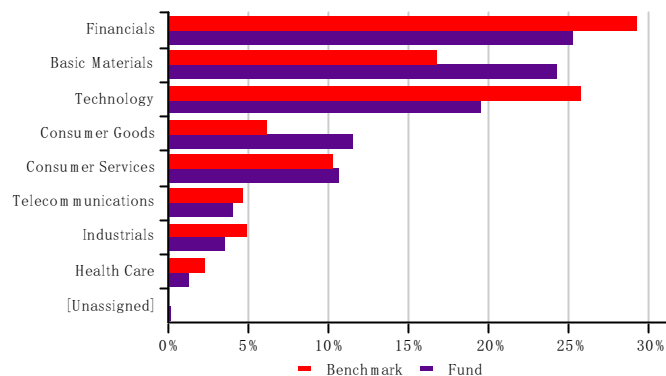
### Investment manager weighting



### Asset class exposure for the quarter (%)

Asset Class	February	March	April
Domestic Equity	79.22	73.41	74.03
Domestic Bonds and Debentures (Unlisted)	6.91	6.81	6.09
[Cash]	4.80	4.41	3.52
Domestic CIS Schemes	2.53	2.89	4.36
Domestic Money Market Instruments	2.23	2.29	1.62
Domestic Futures	2.13	7.85	8.06
Domestic Bonds and Debentures (Listed)	1.97	2.03	2.04
Domestic Deposits with Banks	0.21	0.31	0.27

### Equity sector breakdown



### Risk statistics (%): 5 years rolling

Tracking error	9.70
Annualized standard deviation	9.71

### NAV values

	February	March	April
Fund Units	38,947,314	39,222,455	37,059,643
Fund NAV	R75,254,075	R75,686,844	R74,315,422
Class NAV [B]	R36,148,078	R36,131,009	R37,034,970

### Mandate compliance

The fund remains within the reporting regime as at the date of this report.

### Top 10 equity holdings (% of fund)

Naspers Limited Class N	13.76
Standard Bank Group Limited	4.02
Anglo American plc	3.92
BHP Group Plc	3.41
Sasol Limited	3.39
Compagnie Financiere Richemont SA Depository...	3.17
British American Tobacco p.l.c.	3.14
MTN Group Limited	2.46
Old Mutual Ltd.	2.10
FirstRand Limited	1.68
<b>Total</b>	<b>41.05</b>

# GTC Wealth Accumulator Fund of Funds

## Minimum Disclosure Document



30 April 2019

### Contact us

#### Managers: GTC

GTC, The Wanderers Office Park, 52 Corlett Drive, Illovo  
Telephone: (010) 597 6800  
E-mail: info@gtc.co.za, web: www.gtc.co.za

#### Administrators: Global Independent Administrators

1st Floor, Suite 7, Building B, Hurlingham Office Park, 59 Woodlands Avenue,  
Hurlingham Manor, Sandton  
Telephone: (010) 594 2124

#### Trustees: Société Générale

160 Jan Smuts Avenue, 2nd floor, Rosebank, Johannesburg, 2096  
Telephone: (011) 448 8800

### Disclaimer

This is a minimum disclosure document and general investor report. Collective Investment Schemes are generally medium to long term investments. The value of participatory interests may go down as well as up. The manager does not provide any guarantee either with respect to the capital or the return of a portfolio. Past performance is not necessarily an indication of future performance. CIS's are traded at ruling prices and can engage in borrowing and scrip lending. Different classes of units apply to these portfolios and are subject to different fees and charges. The charges for the most expensive class [Class B] have been disclosed in the Total Investment Charges. A schedule of fees and charges and maximum commissions is available on request from the manager. The manager has a right to close portfolios to new investors in order to manage them more efficiently in accordance with their mandates. Forward pricing is used. The manager may borrow up to 10% of the market value of the portfolio to bridge insufficient liquidity. Actual investment performance will differ based on the initial fees applicable, the actual investment date and the date of reinvestment of income. Dealing prices are calculated on a net asset value and auditor's fees, bank charges and trustee fees are levied against the portfolios. Performance is calculated for the portfolio, as well as that the individual investor performance may differ as a result of initial fees, the actual investment date, the date of reinvestment and dividend withholding tax. Recurring investment or lump sum investment performances are quoted. Income distributions are included in the calculations. Performance numbers and graphs are sourced from GTC. NAV to NAV figures have been used. The investment performance is for illustrative purposes only. The investment performance is calculated after taking the actual initial fees and all ongoing fees into account. The reinvestment of income is calculated on the actual amount distributed per participatory interest by using the ex-dividend date NAV price of the applicable class of the portfolio, irrespective of the actual reinvestment date. The portfolio charges a performance fee that is calculated as follows:  $PF = PR * (PC - FH)$  where PR = the rate of participation, PC = the daily return of the GTC Wealth Accumulator Fund of Funds and FH = the fee hurdle. If the GTC Wealth Accumulator Fund of Funds return ("PC") is less than the fee hurdle ("FH") then any shortfall will be carried forward to the next calculation period for set-off against future excesses. The GTC Wealth Accumulator Fund of Funds Class B charges an annual fee of 1.29% (excluding VAT).

The Risk profile of the portfolios ranges from low risk to high risk with a low risk potentially associated with lower rewards and a high risk with potentially higher rewards. This portfolio has a medium to high risk profile. It is suitable for medium to long term investment horizons. It has a balanced exposure to various asset classes and has more equity exposure than a moderate risk portfolio but less than a high-risk portfolio. In turn the expected volatility is higher than a medium risk portfolio, but less than a high-risk portfolio. Where the asset allocation contained in this MDD reflects offshore exposure, the portfolio may be exposed to the following risks: potential constraints liquidity and the repatriation of funds; macroeconomic risks; political risks; foreign exchange risks; tax risks; settlement risks and potential limitations on the availability of market information. The portfolio is exposed to equity as well as default and interest rate risks. The probability of losses is higher than that of a moderate risk portfolio, but less than a high-risk portfolio. The portfolio is subject to market or systematic risk which is the possibility of the portfolio experiencing losses due to factors that affect the overall performance of the financial markets.

Definition of the terms used to measure the risk in the portfolios a) Tracking Error: tracking error or active risk is a measure of the risk in an investment portfolio that is due to active management decisions made by the portfolio manager; it indicates how closely a portfolio follows the index to which it is benchmarked and b) Standard deviation: is a measure that is used to quantify the amount of variation or dispersion of a set of data values around the mean value. This measure is commonly known as volatility and referenced as an explicit measure of risk. One can also obtain additional information on GTC products on the website and all price related queries or information is readily available on request. Fund of funds are portfolios that invests in portfolios of collective investment schemes that levy their own charges, which could result in a higher fee structure for the fund of funds. The daily cut off time is 14:00 for trades and the valuation point is 17:00. Prices are published on Finswitch by 10:00 daily. GTC Management Company (RF) (Pty) Ltd is registered as a Collective Investment Scheme Manager in terms of Section 5 of the Collective Investment Schemes Control Act and is a member of ASISA.

MDD issue date: 16th working day of the month

*MDD Issue date: 16th working day of every month*