

GTC Wealth Protector Fund of Funds

Minimum Disclosure Document

31 March 2018



Investment mandate and objective

The objective of the fund is to deliver inflation adjusted returns over a rolling 3 year period. The fund is multi-managed to add diversification of investment strategies and sources of return. The fund is allowed to invest across all asset classes and to invest both locally and globally (as permitted by Regulation 28). The managers use various capital protection strategies to deliver consistent, positive returns within a low to moderate risk parameter. The managers have various investment styles, ranging from asset allocation to stock selection and multiple asset class exposures all of which are designed to lower market risk and increase returns.

Investment features: Regulation 28 Compliant
Capital preservation
Flexible asset allocation
Local and international exposure

Performance (%)

	Since Inception	5 Years*	3 Years*	1 Year	6 Month	3 Months
GTC Wealth Protector Fund of Funds Class B	5.88	5.98	5.38	6.64	1.03	-0.58
GTC Wealth Protector Fund of Funds Class A	6.04	6.24	5.90	7.21	1.30	-0.44
CPI+1% (1 month lag)	6.44	6.41	6.73	4.93	2.91	1.77

*Annualized

Other points to note with regards to performance reported above:

- Performance before June 2012 based on actual manager return in constructed blend. Performance from 1 June 2012 reports NAV to NAV.
- Lump sum investment performances quoted.
- Performance is calculated for the portfolio; individual investor performance may differ as a result of initial fees, the actual investment date, the date of reinvestment and dividend withholding tax.
- Offshore assets were added to the Fund with effect from 1 September 2015

Performance history (%)

	Highest monthly return per annum (%)		Lowest monthly return per annum (%)	
	Portfolio: Class B	CPI+1% (1 month lag)	Portfolio: Class B	CPI+1% (1 month lag)
2018*	0.24	0.84	-0.46	0.37
2017	2.24	1.17	-0.39	0.18
2016	1.73	1.43	-1.10	0.00
2015	3.11	1.51	-0.84	-0.10

*return reflects the highest and lowest monthly return achieved from January to the current month

Risk Profile of the Fund

Low risk

Fund facts:

Multi manager:	GTC
Fund classification:	SA - Multi Asset - Low Equity fund
Investment managers:	Coronation, Aylett, Taquanta, Prescient, SEI and Sanlam
Benchmark:	CPI+1%
Management company:	GTC Management Company
Inception date:	July 2012
Trustee:	Societe General
Fund size:	R137 318 569
Target return:	CPI + 1% over 3 year rolling periods
Income declaration:	28 February & 31 August
Income distribution:	Third day of the following month
Value distributed:	Aug 2017: 2.8869 Feb 2018: 3.4627
Current NAV & dealing prices:	Class B: R 1.1883

Total Investment Charges

as at 29 March 2018

Total Expense Ratio (TER)	1.75%
Weighted TER portion of underlying	0.00%
Performance Fee	0.00%
Transaction Costs (TC)	0.05%
Total Investment Charges (TIC)	1.80%

Total Investment Charges are quarterly in arrears.

TER: Expenses relating to the administration of the Financial Product. A higher TER ratio does not necessarily imply a poor return, nor does a low TER imply a good return. The current TER may not be necessarily an accurate indication of future TERs.

TC: Costs relating to the buying and selling of the assets underlying the Financial Product.

TIC: Transaction costs are a necessary cost in administering the Financial Product returns. It should be considered in isolation as returns may be impacted by many other factors over time including market returns, the type of Financial Product, the investment decisions of the investment manager and the TER.

GTC Wealth Protector Fund of Funds

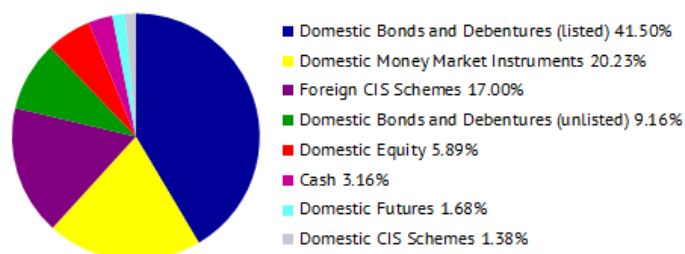
Minimum Disclosure Document

31 March 2018

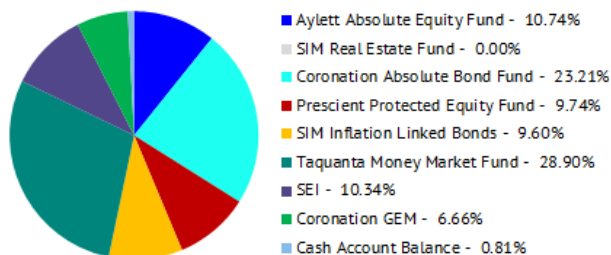


consult • partner • manage

Asset class exposure



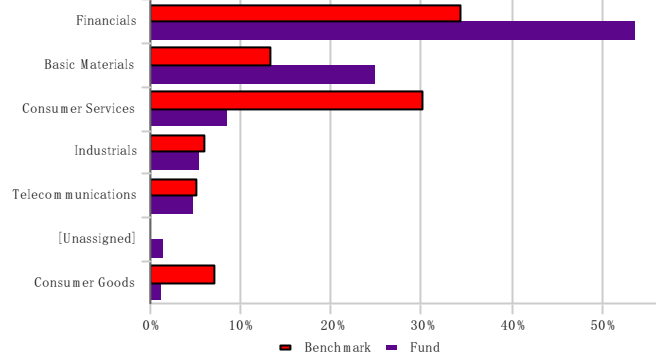
Investment manager weighting



Asset class exposure for the quarter (%)

Asset Class	January	February	March
Domestic Bonds and Debentures (Listed)	42.00	43.63	41.50
Domestic Money Market Instruments	18.55	19.06	20.23
Foreign CIS Schemes	14.68	14.31	17.00
Domestic Equity	14.49	12.74	5.89
Domestic Bonds and Debentures (Unlisted)	10.15	9.76	9.16
[Cash]	4.20	4.85	3.15
Domestic CIS Schemes	--	--	1.38
Domestic Futures	-4.07	-4.34	1.68

Equity sector breakdown



Risk statistics (%): 5 Years Rolling

Tracking Error	3.22
Annualized Standard Deviation	3.17

NAV Values

	January	February	March
Fund Units	118,210,377.20	116,046,623.40	114,830,934.20
Fund NAV	R146,903,718.20	R139,342,003.90	R137,318,569.00
Class NAV [B]	R4,789,106.71	R7,499,036.17	R7,586,805.88

Top 10 equity holdings (%)

Reinet Investments S.C.A.	.74
Standard Bank Group Limited	.53
Nedbank Group Limited	.41
Anglo American plc	.40
Sasol Limited	.35
Barclays Africa Group Limited	.32
BHP Billiton Plc	.32
Remgro Limited	.29
MTN Group Limited	.28
Tsogo Sun Holdings Limited	.27
Total	3.91

Mandate Compliance

The fund remains within the reporting regime as at the date of this report.

GTC Wealth Protector Fund of Funds

Minimum Disclosure Document

31 March 2018



Contact Us

Managers: GTC

GTC @Grant Thornton, The Wanderers Office Park, 52 Corlett Drive, Illovo
Telephone: (010) 597 6800
E-mail: info@gtc.co.za, web: www.gtc.co.za

Administrators: Global Independent Administrators

1st Floor, Suite 7, Building B, Hurlingham Office Park, 59 Woodlands Avenue,
Hurlingham Manor, Sandton
Telephone: (010) 594 2124

Trustees: Société Générale

160 Jan Smuts Avenue, 2nd floor, Rosebank, Johannesburg, 2096
Telephone: (011) 448 8800

Disclaimer

This is a minimum disclosure document and general investor report. Collective Investment Schemes are generally medium to long term investments. The value of participatory interests may go down as well as up. The manager does not provide any guarantee either with respect to the capital or the return of a portfolio. Past performance is not necessarily an indication of future performance. CIS's are traded at ruling prices and can engage in borrowing and scrip lending. Different classes of units apply to these portfolios and are subject to different fees and charges. A schedule of fees and charges and maximum commissions is available on request from the manager. The manager has a right to close portfolios to new investors in order to manage them more efficiently in accordance with their mandates. Forward pricing is used. The manager may borrow up to 10% of the market value of the portfolio to bridge insufficient liquidity. Actual investment performance will differ based on the initial fees applicable, the actual investment date and the date of reinvestment of income. Dealing prices are calculated on a net asset value and auditor's fees, bank charges and trustee fees are levied against the portfolios. Performance is calculated for the portfolio, as well as that the individual investor performance may differ as a result of initial fees, the actual investment date, the date of reinvestment and dividend withholding tax. Recurring investment or lump sum investment performances are quoted. Income distributions are included in the calculations. Performance numbers and graphs are sourced from GTC. NAV to NAV figures have been used. The investment performance is for illustrative purposes only. The investment performance is calculated after taking the actual initial fees and all ongoing fees into account. The reinvestment of income is calculated on the actual amount distributed per participatory interest by using the ex-dividend date NAV price of the applicable class of the portfolio, irrespective of the actual reinvestment date. Risk profile of the fund ranges from low risk to high risk with a low risk potentially associated with lower rewards and a high risk with potentially higher rewards. Foreign securities may be included in the portfolio from time to time and as such may result in the following: potential constraints on liquidity and the repatriation of funds; macroeconomic risks; political risks; foreign exchange risks; tax risks; settlement risks and potential limitations on the availability of market information. One can also obtain additional information on GTC products on the website and all price related queries or information is readily available on request. Fund of funds are portfolios that invests in portfolios of collective investment schemes that levy their own charges, which could result in a higher fee structure for the fund of funds. The daily cut off time is 14:00 for trades and the valuation point is 17:00. Prices are published on Finswitch by 10:00 daily. GTC Management Company (RF) (Pty) Ltd is registered as a Collective Investment Scheme Manager in terms of Section 5 of the Collective Investment Schemes Control Act and is a member of ASISA.

MDD Issue date: 16th working day of every month