

GTC Capital Plus Fund of Funds

Minimum Disclosure Document

31 October 2017



Investment mandate and objective

The primary investment objective of the Fund is to obtain steady growth and maximum stability for capital invested. The portfolio will strive to provide investors with a minimum return in excess of inflation (CPI+3%) over a rolling 5 year period.

Investment features

The underlying collective investments will have specific targets to achieve and to provide investors with a level of capital protection within the parameters of Regulation 28 of the Pension Funds Act. This portfolio will achieve this through the underlying collective investments using various asset classes to deliver inflation adjusted returns. Some of the underlying collective investments will have the option of using derivative instruments to protect the portfolio against negative equity market movements. The other asset classes that will be included are fixed income, money market and property.

Performance (%)

	Since inception*	5 Years*	3 Years*	1 Year	6 months
GTC Capital Plus FoF Class A'	7.09	7.64	7.15	13.72	7.42
GTC Capital Plus FoF Class B'	7.16	7.46	6.64	13.11	7.12
Target-CPI+3% (1month lag) ²	8.37	8.51	8.22	7.95	2.93

² Up until Dec 08 CPIX figures were used, from Jan 09 CPI figures are used

*Annualised

Other points to note with regards to performance reported above:

- Performance before June 2012 based on actual manager return in constructed blend. Performance from 1 June 2012 reports NAV to NAV.
- The figures refer to the average yearly return of an investment over a given time period. Returns for period less than one year are not annualised.
- Lump sum investment performances quoted.
- Performance is calculated for the portfolio; individual investor performance may differ as a result of initial fees, the actual investment date, the date of reinvestment and dividend withholding tax.
- Offshore assets were added to the Fund with effect from 1 September 2015.

Performance history (%)

Year	Highest monthly return per annum (%)		Lowest monthly return per annum (%)	
	Portfolio: Class B	CPI+3%	Portfolio: Class B	CPI+3%
2017*	3.16	1.31	-1.02	0.34
2016	2.50	1.57	-1.65	0.17
2015	4.24	1.65	-2.00	0.07
2014	2.43	1.52	-1.74	0.25
2013	3.15	1.40	-2.01	-0.04
2012	2.54	1.37	-0.98	0.25
2011	2.15	1.44	-0.71	0.46

*2017 return reflects the highest and lowest monthly returns achieved from January to the current month

Monthly performance history (%)

	Jan	Feb	Mar	Apr	May	Jun	Jul	Aug	Sept	Oct	Nov	Dec	Cumulative
Class B 2017	1.60	-0.50	0.95	1.64	-0.14	-1.02	3.16	0.89	1.32	2.77			11.11
Class B 2016	-1.64	0.76	2.50	0.58	2.04	-1.65	0.53	1.18	-1.02	-0.95	1.15	0.64	4.09
Class B 2015	1.88	1.91	-0.81	2.74	-2.00	-0.39	-0.11	-0.23	-1.19	4.24	-0.49	-0.41	4.91

**The stated performance is after fees have been deducted

Risk profile of the fund

Moderate risk

Fund facts

Multi manager:	GTC
Fund classification:	SA - Multi Asset Medium Equity
Investment managers:	Coronation, Prudential, SEI, ABSA Prescient, Taquanta, 36One, Aluwani Capital, GTC and Sanlam.
Benchmark:	CPI + 3%
Management company:	GTC Management Company
Inception date:	15 April 2010
Trustee:	Société Générale
Fund size:	R1 879 333 684
Target return:	CPI + 3% over 5 year rolling periods
Income declarations:	28 February & 31 August
Income distribution:	Third day of the following month
Value distributed:	Feb 2017 Aug 2017
	2.1898 2.2475
NAV & dealing prices:	Class B: R 1.4804
Valuation:	Priced a day in arrears

Total investment charges

as at 30 June 2017

Class B:

Total Expense Ratio (TER)	2.09%
Weighted TER portion of underlying	2.08%
Performance Fees	0.01%
Transaction Costs (TC)	0.10%
Total Investment Charges (TIC)	2.19%

TER: Expenses relating to the administration of the Financial Product. A higher TER ratio does not necessarily imply a poor return, nor does a low TER imply a good return. The current TER may not necessarily be an accurate indication of future TERs.

TC: Costs relating to the buying and selling of the assets underlying the Financial Product.

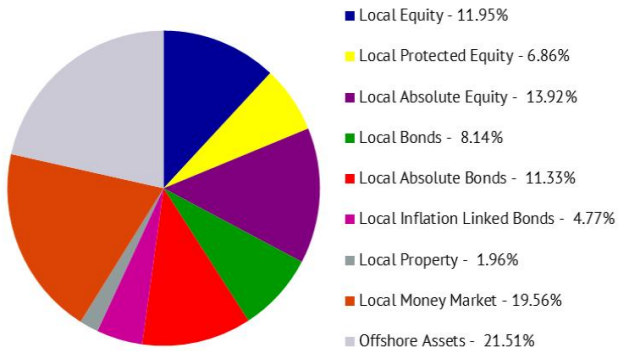
TIC: Transaction costs are a necessary cost in administering the Financial Product returns. It should be considered in isolation as returns may be impacted by many other factors over time including market returns, the type of Financial Product, the investment decisions of the investment manager and the TER.

GTC Capital Plus Fund of Funds Minimum Disclosure Document

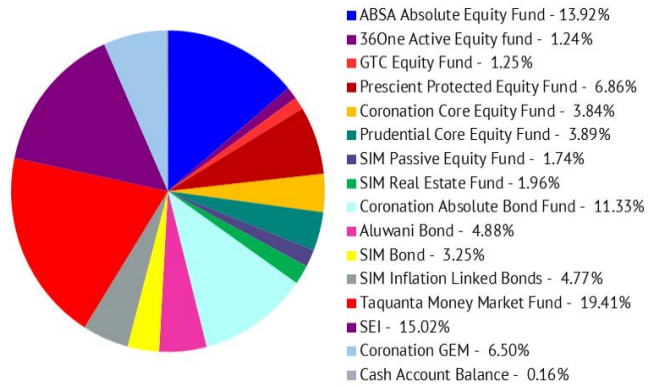
31 October 2017



Asset class exposure



Investment manager weighting

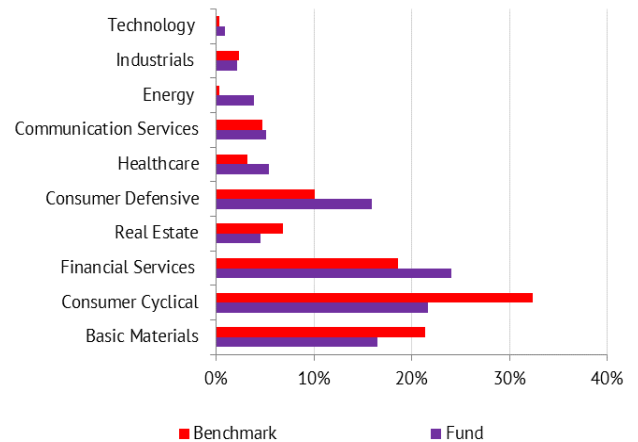


Top 10 equity holdings (%)*

Naspers Ltd	8.86
Anglo American PLC	4.74
Standard Bank Group Ltd	4.51
British American Tobacco Plc	4.39
BHP Billiton PLC	4.35
MTN Group Ltd	3.89
Sasol Ltd	3.85
Compagnie Fin Richemont	3.81
Old Mutual Plc	3.66
Reinet Investments Sca	3.58
Total	45.66

*updated quarterly

Equity sector breakdown*



*updated quarterly

Risk statistics (%) 5 Years:

Tracking Error	2.72
Portfolio Volatility	4.98

GTC Capital Plus Fund of Funds Minimum Disclosure Document

31 October 2017



Contact Us

Managers: GTC

GTC @Grant Thornton, The Wanderers Office Park, 52 Corlett Drive, Illovo
Telephone: (010) 597 6800
E-mail: info@gtc.co.za, web: www.gtc.co.za

Administrators: Global Independent Administrators

1st Floor, Suite 7, Building B, Hurlingham Office Park, 59 Woodlands Avenue,
Hurlingham Manor, Sandton
Tel: (010) 594 2124

Trustees: Société Générale

160 Jan Smuts Avenue, 2nd floor, Rosebank, Johannesburg, 2096
Tel: (011) 448 8800

Disclaimer

This is a minimum disclosure document. Collective Investment Schemes are generally medium to long term investments. The value of participatory interests may go down as well as up. The manager does not provide any guarantee either with respect to the capital or the return of a portfolio. Past performance is not necessarily an indication of future performance. CIS's are traded at ruling prices and can engage in borrowing and scrip lending. Different classes of units apply to these portfolios and are subject to different fees and charges. A schedule of fees and charges and maximum commissions is available on request from the manager. The manager has a right to close portfolios to new investors in order to manage them more efficiently in accordance with their mandates. Forward pricing is used. The manager may borrow up to 10% of the market value of the portfolio to bridge insufficient liquidity. Actual investment performance will differ based on the initial fees applicable, the actual investment date and the date of reinvestment of income. Dealing prices are calculated on a net asset value and auditor's fees, bank charges and trustee fees are levied against the portfolios. Performance is calculated for the portfolio, as well as that the individual investor performance may differ as a result of initial fees, the actual investment date, the date of reinvestment and dividend withholding tax. Recurring investment or lump sum investment performances are quoted. Income distributions are included in the calculations. Performance numbers and graphs are sourced from GTC. NAV to NAV figures have been used. The investment performance is for illustrative purposes only. The investment performance is calculated after taking the actual initial fees and all ongoing fees into account. The reinvestment of income is calculated on the actual amount distributed per participatory interest by using the ex-dividend date NAV price of the applicable class of the portfolio, irrespective of the actual reinvestment date. Risk profile of the fund ranges from low risk to high risk with a low risk potentially associated with lower rewards and a high risk with potentially higher rewards. Foreign securities may be included in the portfolio from time to time and as such may result in the following: potential constraints on liquidity and the repatriation of funds; macroeconomic risks; political risks; foreign exchange risks; tax risks; settlement risks and potential limitations on the availability of market information. One can also obtain additional information on GTC products on the website and all price related queries or information is readily available on request. Fund of funds are portfolios that invests in portfolios of collective investment schemes that levy their own charges, which could result in a higher fee structure for the fund of funds. The daily cut off time is 14:00 for trades and the valuation point is 17:00. Prices are published on Finswitch by 10:00 daily. GTC Management Company (RF) (Pty) Ltd is registered as a Collective Investment Scheme Manager in terms of Section 5 of the Collective Investment Schemes Control Act and is a member of ASISA.

MDD Issue date: 16th working day of every month