

# GTC Balanced Wealth (GTC FIVE)

April 2017

## Investment mandate and objective

The GTC Five fund comprises of both local and international asset classes, with a maximum exposure of 75% to equities. The fund is Regulation 28 compliant and aims to outperform inflation plus 5% over rolling 5 year periods. International exposure is limited to 25% of the fund value (regulatory limitation). The fund consists of GTC specialist unit trust funds through segregated mandates with niche investment managers.

## Risk Profile of the Fund

Moderate to High Risk

**Investment features:** Regulation 28 Compliant  
Capital growth  
Multi asset class  
Local and international exposure

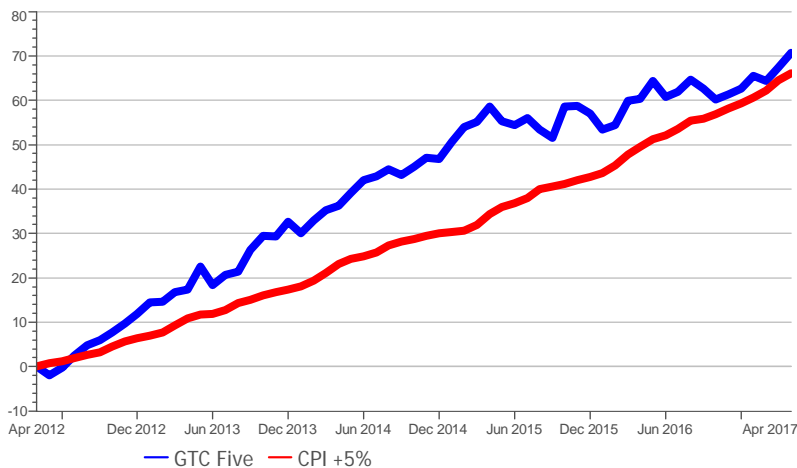
## Fund facts:

**Multi manager:** GTC  
**Investment managers:** Coronation, Prudential, SEI, Prescient, Taquanta, 36One, Aluwani Capital, GTC and Sanlam.  
**Target return:** CPI + 5% over 5 year rolling periods

## Asset manager fees:

**Option 1**  
**Base fees:** 1.09%  
**Performance fee range:** 0% - 0.33%  
**Total** 1.09% - 1.42%  
**Option 2**  
**Base Fees** 0.59%  
**Performance fee range** 0% - 1.33%  
**Total** 0.59% - 1.92%

## 5 year cumulative performance history (%)



## Performance history (%)

	3 months	6 months	1 Year	3 Years*	5 Years*
GTC Five Fund <sup>1</sup>	3.13	6.64	6.51	7.79	11.29
Target-CPI+5% (1month lag) <sup>2</sup>	3.45	5.93	11.13	10.48	10.68

\* Annualised

<sup>1</sup> The stated performance is after fees have been deducted

<sup>2</sup> Up until Dec 08 CPIX figures were used, from Jan 09 CPI figures are used

Prior September 2015 performance based on back-tested manager allocation

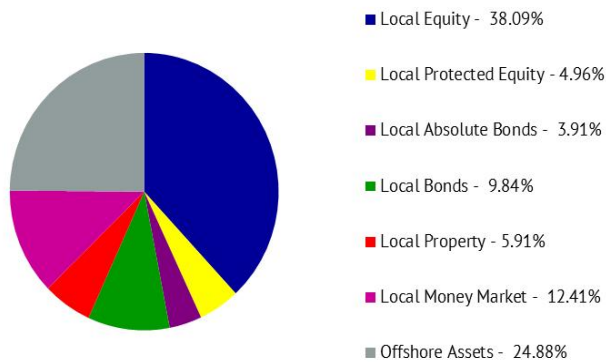
Please note that this document is an INFORMATION SHEET meant only for illustrative purposes and is not a fund fact sheet.

Disclaimer: GTC Management Company is a member of ASISA. Collective Investment Schemes in Securities are generally medium to long term investments. The value of participatory interests may go down as well as up. Past performance is not necessarily an indication of future performance. CIS are traded at ruling prices and can engage in borrowing and scrip lending. Different classes of units apply to these portfolios and are subject to different fees and charges. A schedule of fees and charges and maximum commissions is available on request from the Company. Commission and incentives may be paid and if so, would be included in the overall costs. Forward pricing is used. The manager may borrow up to 10% of the market value of the portfolio to bridge insufficient liquidity. Performance numbers calculated on a NAV to NAV basis and do not take initial fees into account. Income is re-invested on the re-investment date. Actual investment performance will differ based on the initial fees applicable, the actual investment date and the date of reinvestment of income. Dealing prices are calculated on a net asset value and auditor's fees, bank charges and trustee fees are levied against the portfolios. An Authorised Financial Services Provider. FSP731.

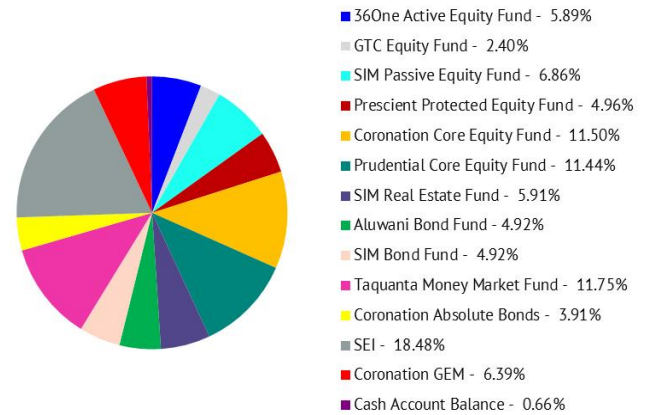
# GTC Balanced Wealth (GTC FIVE)

April 2017

## Asset class exposure



## Investment manager weighting

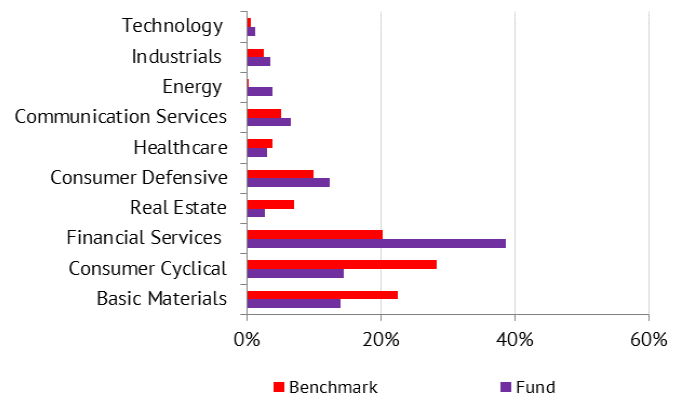


## Top 10 equity holdings (%)\*

Naspers Ltd	14.16
British American Tobacco PLC	5.19
Mtn Group Ltd	4.04
Compagnie Fin Richemont	3.85
Sasol Ltd	3.78
Standard Bank Group Ltd	3.59
Old Mutual Plc	3.28
Anglo American PLC	3.23
BHP Billiton PLC	3.11
Firstrand Ltd	2.77
<b>Total</b>	<b>47.01</b>

\*updated quarterly

## Equity sector breakdown\*



\*updated quarterly

## Risk statistics (%)

Tracking Error	2.04
Portfolio Volatility	6.08

Disclaimer: GTC Management Company is a member of ASISA. Collective Investment Schemes in Securities are generally medium to long term investments. The value of participatory interests may go down as well as up. Past performance is not necessarily an indication of future performance. CIS are traded at ruling prices and can engage in borrowing and scrip lending. Different classes of units apply to these portfolios and are subject to different fees and charges. A schedule of fees and charges and maximum commissions is available on request from the Company. Commission and incentives may be paid and if so, would be included in the overall costs. Forward pricing is used. The manager may borrow up to 10% of the market value of the portfolio to bridge insufficient liquidity. Performance numbers calculated on a NAV to NAV basis and do not take initial fees into account. Income is re-invested on the re-investment date. Actual investment performance will differ based on the initial fees applicable, the actual investment date and the date of reinvestment of income. Dealing prices are calculated on a net asset value and auditor's fees, bank charges and trustee fees are levied against the portfolios. An Authorised Financial Services Provider. FSP731.