

# GTC Prosperity Wealth Fund of Funds

## Minimum Disclosure Document

30 November 2016



### Investment mandate and objective

The objective of the fund is to deliver market related performances over a rolling 5 year period. The fund is multi-managed to add diversification of investment strategies and sources of returns. The fund is allowed to invest across all local asset classes. The fund has specific manager allocations for capital growth through value investment managers. The managers' use stock selection and fair value to determine fund exposure. The managers prefer concentrated stock exposures, to maximize investment returns.

### Risk Profile of the Fund

High Risk

**Investment features:** Regulation 28 Compliant  
High Capital growth  
Equity market correlation  
Local and international exposure

### Fund facts:

Multi manager: GTC  
Fund classification: SA - Multi Asset - Flexible Fund  
Investment managers: Coronation, Prudential, SEI, Taquanta, 36One, Aluwani Capital, GTC and Sanlam.  
Benchmark: CPI + 5%  
Auditors: KPMG Inc  
Management company: GTC Management Company  
Inception date: June 2012  
Trustee: Societe General  
Fund size: R872 211 727  
Target return: Composite Benchmark (50% FTSE/JSE Shareholder Weighted Index, 6% Cash and 14% Bonds and 25% Offshore Equity)  
Income declarations: 28 February & 31 August  
Income distribution: Third day of the following month  
Value distributed: September 2015: 0.4076  
March 2016: 1.15424  
NAV & dealing prices: Class B: R 1.3021  
Valuation: Priced a day in arrears

### Performance (%)

	1 Year	2 Years*	3 Years*	4 Years*	5 Years*	Since Inception
GTC Prosperity Wealth FoF Class A'	0.49	2.94	5.30	7.04	7.47	7.37
GTC Prosperity Wealth FoF Class B'	-0.02	2.80	4.92	6.93	7.34	7.23
Composite Benchmark*	-0.48	3.02	6.48	8.09	9.56	9.68

\*Composite Benchmark (50% FTSE/JSE Shareholder Weighted Index, 6% Cash, 14% Bonds and 25% Offshore Equity)  
\*Annualised

Other points to note with regards to performance reported above:

- Performance before June 2012 based on actual manager return in constructed blend. Performance from 1 June 2012 reports NAV to NAV.
- lump sum investment performances quoted.
- Performance is calculated for the portfolio: individual investor performance may differ as a result of initial fees, the actual investment date, the date of reinvestment and dividend withholding tax.
- Offshore assets were added to the Fund with effect from 1 September 2015

### Performance history (%)

Year*	Highest monthly return per annum (%)		Lowest monthly returns per annum (%)	
	Portfolio: Class B	Composite Benchmark	Portfolio: Class B	Composite Benchmark
2016*	4.13	4.02	-2.84	-2.25
2015	5.71	5.41	-2.28	-3.20
2014	2.86	3.47	-2.26	-2.74
2013	4.07	4.17	-3.15	-2.83

\*2016 return reflects the highest and lowest monthly return achieved from January to the current month  
\*Composite Benchmark (50% FTSE/JSE Shareholder Weighted Index, 6% Cash, 14% Bonds and 25% Offshore Equity)

### Total Investment Charges

as at 30 September 2016

Total Expense Ratio (TER)	1.98%
Weighted TER portion of underlying	1.98%
Performance Fees	0.07%
Transaction Costs (TC)	0.00%
Total Investment Charges (TIC)	2.05%

TER: expenses relating to the administration of the Financial Product. A higher TER ratio does not necessarily imply a poor return, nor does a low TER imply a good return. The current TER may not be necessarily an accurate indication of future TERs.  
TC: Costs relating to the buying and selling of the assets underlying the Financial Product.

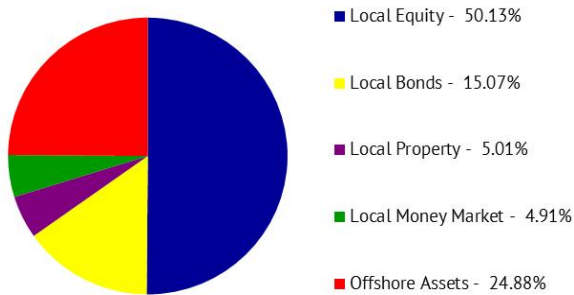
TIC: Transaction costs are a necessary cost in administering the Financial Product returns. It should be considered in isolation as returns may be impacted by many other factors over time including market returns, the type of Financial Product, the investment decisions of the investment manager and the TER.

# GTC Prosperity Wealth Fund of Funds Minimum Disclosure Document

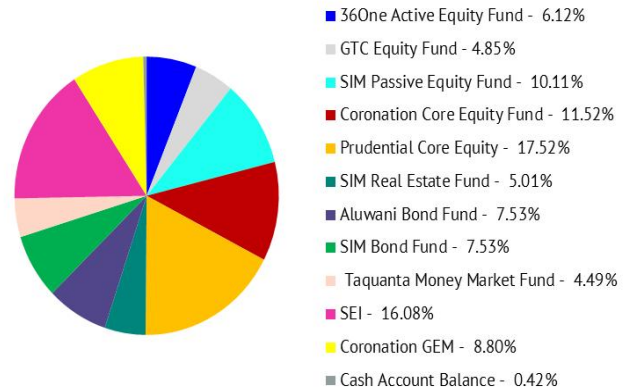
30 November 2016



## Asset class exposure



## Investment manager weighting

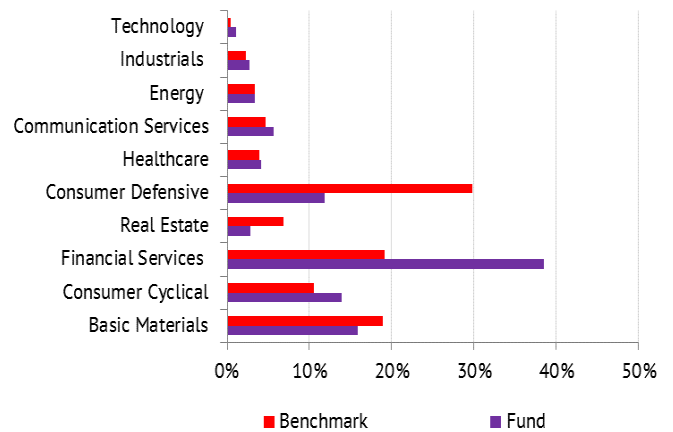


## Top 10 equity holdings (%)\*

Naspers Ltd	15.20
British American Tobacco PLC	5.06
BHP Billiton PLC	3.93
Mtn Group Ltd	3.80
Standard Bank Group Ltd	3.61
Old Mutual Plc	3.35
Sasol Ltd	3.29
Compagnie Fin Richemont	3.27
Firststrand Ltd	3.08
Anglo American PLC	2.75
Total	47.34

\*updated quarterly

## Equity sector breakdown\*



\*updated quarterly

## Risk statistics (%)

Tracking Error	3.28
Portfolio Volatility	7.08

# GTC Prosperity Wealth Fund of Funds Minimum Disclosure Document

30 November 2016



## Contact Us

### Managers: GTC

GTC @Grant Thornton, The Wanderers Office Park, 52 Corlett Drive, Illovo  
Telephone: (010) 597 6800  
E-mail: [info@gtc.co.za](mailto:info@gtc.co.za), web: [www.gtc.co.za](http://www.gtc.co.za)

### Administrators: Global Independent Administrators

1st Floor, Suite 7, Building B, Hurlingham Office Park, 59 Woodlands Avenue,  
Hurlingham Manor, Sandton  
Tel: 010 594 2124

### Trustees: Société Générale

160 Jan Smuts Avenue, 2nd floor, Rosebank, Johannesburg, 2096  
Tel: 011 448 8800

## Disclaimer

This is a minimum disclosure document. Collective Investment Schemes are generally medium to long term investments. The value of participatory interests may go down as well as up. The manager does not provide any guarantee either with respect to the capital or the return of a portfolio. Past performance is not necessarily an indication of future performance. CIS's are traded at ruling prices and can engage in borrowing and scrip lending. Different classes of units apply to these portfolios and are subject to different fees and charges. A schedule of fees and charges and maximum commissions is available on request from the manager. The manager has a right to close portfolios to new investors in order to manage them more efficiently in accordance with their mandates. Forward pricing is used. The manager may borrow up to 10% of the market value of the portfolio to bridge insufficient liquidity. Actual investment performance will differ based on the initial fees applicable, the actual investment date and the date of reinvestment of income. Dealing prices are calculated on a net asset value and auditor's fees, bank charges and trustee fees are levied against the portfolios. Performance is calculated for the portfolio, as well as that the individual investor performance may differ as a result of initial fees, the actual investment date, the date of reinvestment and dividend withholding tax. Recurring investment and/or lump sum investment performances are quoted. Income distributions are in the calculations. Performance numbers and graphs are sourced from "Company". NAV to NAV figures have been used. The investment performance is for illustrative purposes only. The investment performance is calculated after taking the actual initial fees and all ongoing fees into account. The reinvestment of income is calculated on the actual amount distributed per participatory interest by using the ex-dividend date NAV price of the applicable class of the portfolio, irrespective of the actual reinvestment date. Risk profile of the fund ranges from low risk to high risk with a low risk potentially associated with lower rewards and a high risk with potentially higher rewards. Foreign securities may be included in the portfolio from time to time and as such may result in the following: potential constraints on liquidity and the repatriation of funds; macroeconomic risks; political risks; foreign exchange risks; tax risks; settlement risks and potential limitations on the availability of market information. One can also obtain additional information on GTC products on the website and all price related queries or information is readily available on request. Fund of funds are portfolios that invests in portfolios of collective investment schemes that levy their own charges, which could result in a higher fee structure for the fund of funds. The daily cut off time is 14:00 for trades and the valuation point is 17:00. Prices are published on Finswitch by 10:00 daily. GTC Management Company (RF) (Pty) Ltd is registered as a Collective Investment Scheme Manager in terms of Section 5 of the Collective Investment Schemes Control Act and is a member of ASISA.

*MDD Issue date: 16th working day of every month*