

GTC Capital Plus Fund of Funds

Minimum Disclosure Document

31 May 2016



Investment mandate and objective

The primary investment objective of the Fund is to obtain steady growth and maximum stability for capital invested. The portfolio will strive to provide investors with a minimum return in excess of inflation (CPI+3%) over a rolling 3 year period.

Investment features

The underlying collective investments will have specific targets to achieve and to provide investors with a level of capital protection. This portfolio will achieve this through the underlying collective investments using various asset classes to deliver inflation adjusted returns. Some of the underlying collective investments will have the option of using derivative instruments to protect the portfolio against negative equity market movements. The other asset classes that will be included are fixed income, money market and property.

Performance (%)

	1 Year	3 Years*	5 Years*	Since Inception
GTC Capital Plus FoF Class A'	5.66	6.71	7.02	6.87
GTC Capital Plus FoF Class B'	5.05	6.52	7.15	7.06
Target-CPI+3% (1month lag) ²	9.23	8.61	8.76	8.53

² Up until Dec 08 CPIX figures were used, from Jan 09 CPI figures are used

**Performance before June 2012 based on actual manager return in constructed blend. Performance from 1 June 2012 reports NAV to NAV.

*Annualised

^Lump sum investment performances quoted.

^Income distributions not included in the performance calculation.

^Performance is calculated for the portfolio; individual investor performance may differ as a result of initial fees, the actual investment date, the date of reinvestment and dividend withholding tax.

**Offshore assets were added to the Fund with effect from 1 September 2015

Risk Profile of the Fund

Moderate Risk

Fund facts

Multi manager:	GTC
Fund classification:	SA - Multi Asset Medium Equity
Investment managers:	Coronation, Prudential, SEI, ABSA Prescient, Taquanta, 36One, Aluwani Capital, GTC and Sanlam.
Benchmark:	CPI + 3%
Auditors:	KPMG Inc
Management company:	GTC Management Company
Inception date:	15 April 2010
Trustee:	Societe General
Fund size:	R1 698 678 725
Target return:	CPI + 3% over 5 year rolling periods
Income declarations:	28 February & 31 August
Income distribution:	Third day of the following month
Value distributed:	September 2015: March 2016
	0.7658 1.4695
NAV & dealing prices:	Class B: R 1.3620
Valuation:	Priced a day in arrears

Performance history (%)

Year	Highest annual return (%)		Lowest Annual Returns (%)	
	Portfolio: Class B	CPI+3%	Portfolio: Class B	CPI+3%
2016*	2.50	1.57	-1.64	0.50
2015	2.54	1.37	-0.98	0.25
2014	4.24	1.65	-2.00	0.07
2013	2.43	1.52	-1.74	0.25
2012	3.15	1.40	-2.01	-0.04
2011	2.15	1.44	-0.71	0.46

*2016 return reflects the highest return achieved from January to the current month

Monthly performance history (%)

	Jan	Feb	Mar	Apr	May	Jun	Jul	Aug	Sept	Oct	Nov	Dec	Cummulative
Class B 2016	-1.64	0.76	2.50	0.58	2.04								4.26
Class B 2015	1.88	1.91	-0.81	2.74	-2.00	-0.39	-0.11	-0.23	-1.19	4.24	-0.49	-0.41	4.91
Class B2014	-1.63	2.43	1.40	1.05	1.29	1.38	1.01	-0.17	-1.74	0.62	0.30	0.08	6.09

**The stated performance is after fees have been deducted

Total Investment Charges

as at 31 March 2016

Class B:

Total Expense Ratio (TER)	1.76%
Weighted TER portion of underlying	1.76%
Performance Fees	0.00%
Transaction Costs (TC)	0.00%
Total Investment Charges (TIC)	1.76%

TER: expenses relating to the administration of the Financial Product. A higher TER ratio does not necessarily imply a poor return, nor does a low TER imply a good return. The current TER may not be necessarily an accurate indication of future TERs.

TC: Costs relating to the buying and selling of the assets underlying the Financial Product.

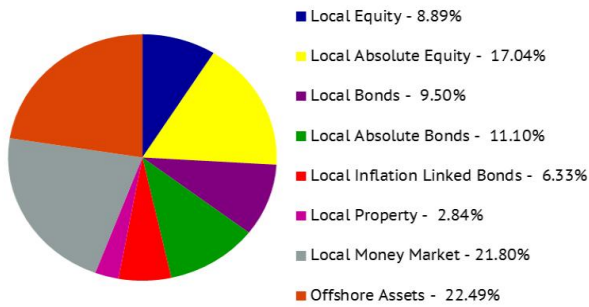
TIC: Transaction costs are a necessary cost in administering the Financial Product returns. It should be considered in isolation as returns may be impacted by many other factors over time including market returns, the type of Financial Product, the investment decisions of the investment manager and the TER.

GTC Capital Plus Fund of Funds Minimum Disclosure Document

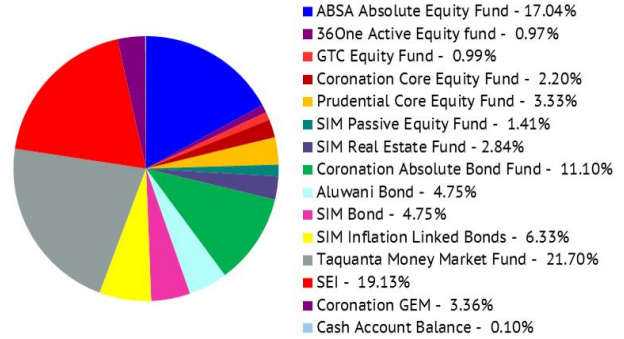
31 May 2016



Asset class exposure



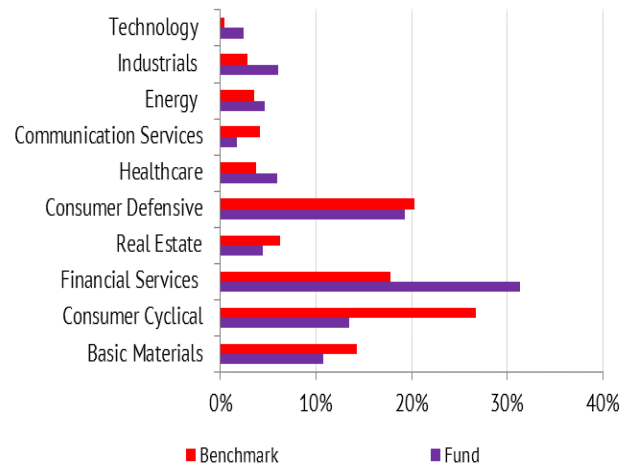
Investment manager weighting



Top 10 equity holdings (%)

SABMiller Plc	7.09
Reinet Investments Sca	5.97
Remgro Ltd	5.39
Naspers Ltd	5.05
Sasol Ltd	4.89
Firststrand Ltd	4.31
Bidvest Ltd	3.80
Old Mutual Plc	3.78
Intuprop Plc	3.55
BHP Biliton Plc	3.23
Total	47.05

Equity sector breakdown



Risk statistics (%)

Tracking Error	4.56
Portfolio Volatility	4.44

GTC Capital Plus Fund of Funds Minimum Disclosure Document

31 May 2016



Contact Us

Managers: GTC

GTC @Grant Thornton, The Wanderers Office Park, 52 Corlett Drive, Illovo
Telephone: (010) 597 6800
E-mail: info@gtc.co.za, web: www.gtc.co.za

Administrators: Global Independent Administrators

1st Floor, Suite 7, Building B, Hurlingham Office Park, 59 Woodlands Avenue,
Hurlingham Manor, Sandton
Tel: 010 594 2124

Trustees: Société Générale

160 Jan Smuts Avenue, 2nd floor, Rosebank, Johannesburg, 2096
Tel: 011 448 8800

Disclaimer

This is a minimum disclosure document. Collective Investment Schemes are generally medium to long term investments. The value of participatory interests may go down as well as up. The manager does not provide any guarantee either with respect to the capital or the return of a portfolio. Past performance is not necessarily an indication of future performance. CIS's are traded at ruling prices and can engage in borrowing and scrip lending. Different classes of units apply to these portfolios and are subject to different fees and charges. A schedule of fees and charges and maximum commissions is available on request from the manager. The manager has a right to close portfolios to new investors in order to manage them more efficiently in accordance with their mandates. Forward pricing is used. The manager may borrow up to 10% of the market value of the portfolio to bridge insufficient liquidity. Actual investment performance will differ based on the initial fees applicable, the actual investment date and the date of reinvestment of income. Dealing prices are calculated on a net asset value and auditor's fees, bank charges and trustee fees are levied against the portfolios. Performance is calculated for the portfolio, as well as that the individual investor performance may differ as a result of initial fees, the actual investment date, the date of reinvestment and dividend withholding tax. Recurring investment or lump sum investment performances are quoted. Income distributions are included in the calculations. Performance numbers and graphs are sourced from GTC. NAV to NAV figures have been used. The investment performance is for illustrative purposes only. The investment performance is calculated after taking the actual initial fees and all ongoing fees into account. The reinvestment of income is calculated on the actual amount distributed per participatory interest by using the ex-dividend date NAV price of the applicable class of the portfolio, irrespective of the actual reinvestment date. Risk profile of the fund ranges from low risk to high risk with a low risk potentially associated with lower rewards and a high risk with potentially higher rewards. Foreign securities may be included in the portfolio from time to time and as such may result in the following: potential constraints on liquidity and the repatriation of funds; macroeconomic risks; political risks; foreign exchange risks; tax risks; settlement risks and potential limitations on the availability of market information. One can also obtain additional information on GTC products on the website and all price related queries or information is readily available on request. Fund of funds are portfolios that invests in portfolios of collective investment schemes that levy their own charges, which could result in a higher fee structure for the fund of funds. The daily cut off time is 14:00 for trades and the valuation point is 17:00. Prices are published on Finswitch by 10:00 daily. GTC Management Company (RF) (Pty) Ltd is registered as a Collective Investment Scheme Manager in terms of Section 5 of the Collective Investment Schemes Control Act and is a member of ASISA.

MDD Issue date: 16th working day of every month