

GTC Wealth Protector Fund of Funds

Minimum Disclosure Document



31 March 2016

Investment mandate and objective

The objective of the fund is to deliver inflation adjusted returns over a rolling 3 year period, with no negative 12 month period. The fund is multi-managed to add diversification of investment strategies and sources of returns. The fund is allowed to invest across all asset classes and to invest both locally and globally (as permitted by Regulation 28). The managers use various capital protection strategies to deliver consistent, positive returns within a low to moderate risk parameter. The managers have various investment styles, ranging from asset allocation to stock selection and multiple asset class exposures all of which are designed to lower market risk and increase returns.

Risk Profile of the Fund

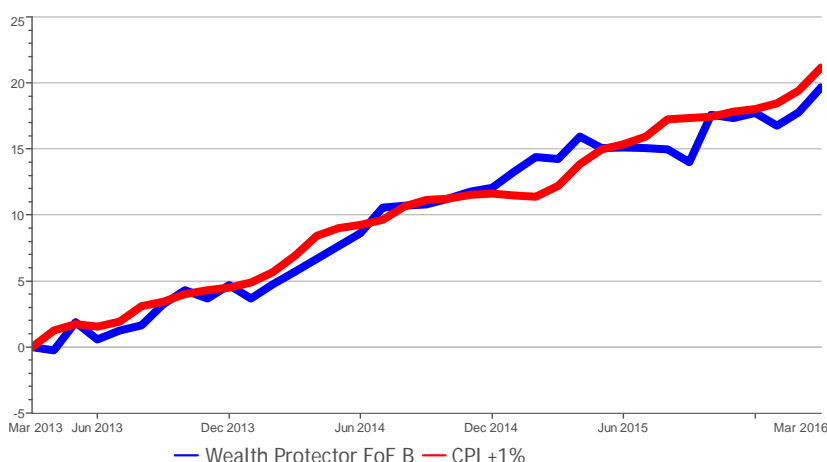
Low Risk

Investment features: Regulation 28 Compliant
Capital preservation
Flexible asset allocation
Local and international exposure

Fund facts:

Multi manager: GTC
Fund classification: SA - Multi Asset - Low Equity fund
Investment managers: Coronation, Taquanta, SEI , ABSA and Sanlam
Benchmark: CPI + 1%
Auditors: KPMG Inc
Management company: GTC Management Company
Inception date: July 2012
Trustee: Societe General
Fund size: R113 448 333
Target return: CPI + 1% over 3 year rolling periods
Income declarations: 28 February & 31 August
Income distribution: Third day of the following month
Value distributed: September 2015: 1.3620
March 2016: 1.5086
NAV & dealing prices: Class B: R 1.1652
Valuation: Priced a day in arrears

3 year cumulative performance history (%)



Performance history (%)

	1 Year	2 Years*	3 Years*	4 Years*	5 Years*	Since Inception
GTC Wealth Protector FoF Class A'	5.12	6.53	6.20	6.22	6.63	5.91
GTC Wealth Protector FoF Class B'	4.74	6.41	6.17	6.27	6.68	5.97
Target-CPI+1% (1month lag) ²	8.00	6.45	6.60	6.67	6.75	6.62

² Up until Dec 08 CPIX figures were used, from Jan 09 CPI figures are used

**Performance before June 2012 based on actual manager return in constructed blend. Performance from 1 June 2012 reports NAV to NAV.

*Annualised

^Lump sum investment performances quoted.

^Income distributions not included in the performance calculation.

^Performance is calculated for the portfolio; individual investor performance may differ as a result of initial fees, the actual investment date, the date of reinvestment and dividend withholding tax.

**Offshore assets were added to the Fund with effect from 1 September 2015

Total Investment Charges

as at 31 December 2015

Total Expense Ratio (TER)	1.60%
Weighted TER portion of underlying	1.60%
Performance Fees	0.00%
Transaction Costs (TC)	0.00%
Total Investment Charges (TIC)	1.60%

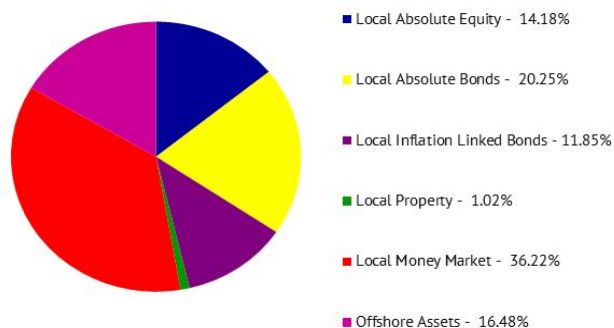
TER: expenses relating to the administration of the Financial Product. A higher TER ratio does not necessarily imply a poor return, nor does a low TER imply a good return. The current TER may not be necessarily an accurate indication of future TERS.

TC: Costs relating to the buying and selling of the assets underlying the Financial Product.
TIC: Transaction costs are a necessary cost in administering the Financial Product returns. It should be considered in isolation as returns may be impacted by many other factors over time including market returns, the type of Financial Product, the investment decisions of the investment manager and the TER.

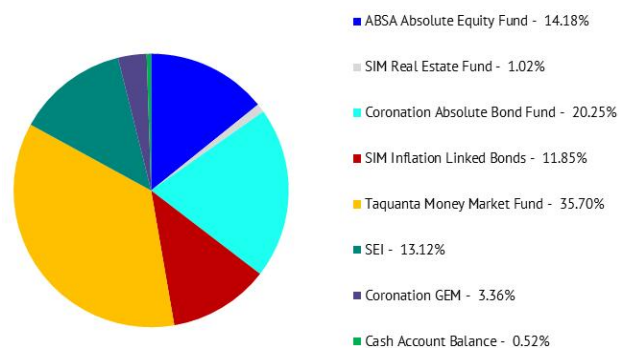
GTC Wealth Protector Fund of Funds Minimum Disclosure Document

31 March 2016

Asset class exposure



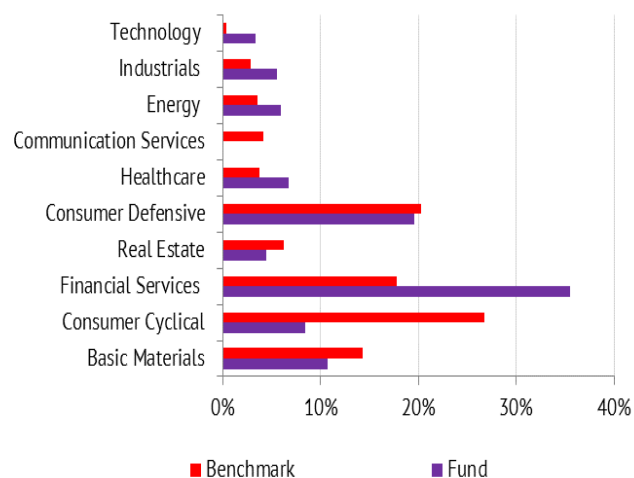
Investment manager weighting



Top 10 equity holdings (%)

Reinet Investments	9.29
SABMiller Plc	8.20
Remgro Ltd	7.77
Sasol Ltd	5.58
Firststrand Ltd	4.96
Bidvest Ltd	4.89
Intuprop Plc	4.18
AVI Ltd	4.10
Old Mutual plc	3.95
Life Healthcare Grp Hldg Ltd	3.93
Total	56.83

Equity sector breakdown



Risk statistics (%)

Tracking Error	3.29
Portfolio Volatility	3.14

GTC Wealth Protector Fund of Funds Minimum Disclosure Document

31 March 2016



Contact Us

Managers: GTC

GTC @Grant Thornton, The Wanderers Office Park, 52 Corlett Drive, Illovo
Telephone: (010) 597 6800
E-mail: info@gtc.co.za, web: www.gtc.co.za

Administrators: Global Independent Administrators

1st Floor, Suite 7, Building B, Hurlingham Office Park, 59 Woodlands Avenue,
Hurlingham Manor, Sandton
Tel: 010 594 2124

Trustees: Société Générale

160 Jan Smuts Avenue, 2nd floor, Rosebank, Johannesburg, 2096
Tel: 011 448 8800

Disclaimer

This is a minimum disclosure document. Collective Investment Schemes are generally medium to long term investments. The value of participatory interests may go down as well as up. The manager does not provide any guarantee either with respect to the capital or the return of a portfolio. Past performance is not necessarily an indication of future performance. CIS's are traded at ruling prices and can engage in borrowing and scrip lending. Different classes of units apply to these portfolios and are subject to different fees and charges. A schedule of fees and charges and maximum commissions is available on request from the manager. The manager has a right to close portfolios to new investors in order to manage them more efficiently in accordance with their mandates. Forward pricing is used. The manager may borrow up to 10% of the market value of the portfolio to bridge insufficient liquidity. Actual investment performance will differ based on the initial fees applicable, the actual investment date and the date of reinvestment of income. Dealing prices are calculated on a net asset value and auditor's fees, bank charges and trustee fees are levied against the portfolios. Performance is calculated for the portfolio as well as that of the individual investor. Recurring investment or lump sum investment performances are quoted. Income distributions are included in the calculations. Performance may differ as a result of initial fees, the actual investment date, the date of reinvestment and dividend withholding tax. The investment performance is for illustrative purposes only. The investment performance is calculated after taking the actual initial fees and all ongoing fees into account. The reinvestment of income is calculated on the actual amount distributed per participatory interest by using the ex-dividend date NAV price of the applicable class of the portfolio, irrespective of the actual reinvestment date. Risk profile of the fund ranges from low risk to high risk with a low risk potentially associated with lower rewards and a high risk with potentially higher rewards. Foreign securities may be included in the portfolio from time to time and as such may result in the following: (a) potential constraints on liquidity and the repatriation of funds; (b) macroeconomic risks; (c) political risks; (d) foreign exchange risks; (e) tax risks; (f) settlement risks; and (g) potential limitations on the availability of market information. One can also obtain additional information on Prime products on the Prime CIS website and all price related queries or information is readily available on request. Fund of funds are portfolios that invests in portfolios of collective investment schemes that levy their own charges, which could result in a higher fee structure for the fund of funds. The daily cut off time is 14:00 for trades and the valuation point is 17:00. Prices are published on Finswitch by 10:00 daily. GTC Management Company is registered as a Collective Investment Scheme Manager in terms of Section 5 of the Collective Investment Schemes Control Act and is a member of ASISA.