

# GTC Wealth Protector (GTC One)

March 2016

## Investment mandate and objective

The GTC One fund comprises of both local and international asset classes, with a low exposure to equities, with downside equity protective strategies. The fund is Regulation 28 compliant and aims to outperform inflation plus 1% over rolling 3 year periods, with no negative rolling 12 month period. The fund consists of GTC specialist unit trust funds through segregated mandates with niche investment managers. The managers have discretion over their asset allocation, which ensures a balance between capital preservation and investment returns.

## Risk Profile of the Fund

Low Risk

**Investment features:** Regulation 28 Compliant  
Capital preservation  
Flexible asset allocation  
Local and international exposure

## Fund facts:

**Multi manager:** GTC

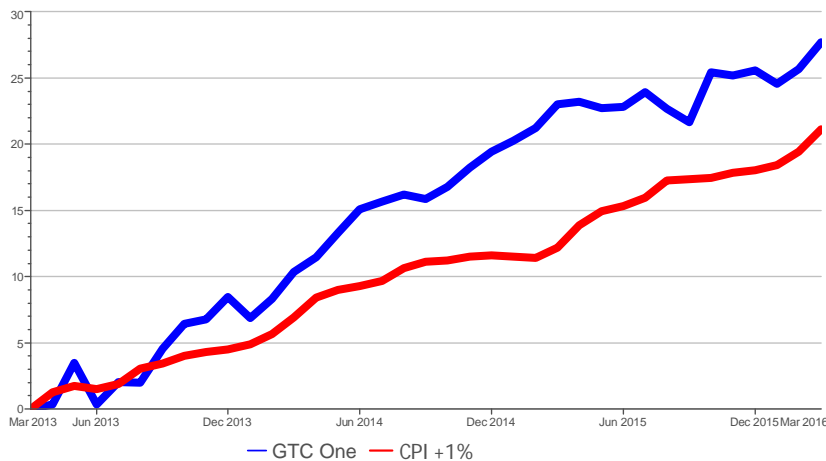
**Investment managers:** Coronation, SEI, ABSA, Taquanta, and Sanlam.

**Target Return:** CPI + 1% over 3 year rolling periods without incurring a negative 12 month period

**Asset manager fees:**

Base Fees	0.80%
Performance fee range	0%
<b>Total</b>	<b>0.80%</b>

## 3 year cumulative performance history (%)



## Performance history (%)

	3 months	6 months	1 Year	3 Years*	5 Years*
GTC One Fund <sup>1</sup>	1.66	4.96	3.82	8.49	9.95
Target-CPI+1% (1 month lag) <sup>2</sup>	2.64	3.25	8.00	6.60	6.75

\* Annualised

<sup>1</sup> The stated performance is after fees have been deducted

<sup>2</sup> Up until Dec 08 CPIX figures were used, from Jan 09 CPI figures are used

Prior September 2015 performance based on back-tested manager allocation

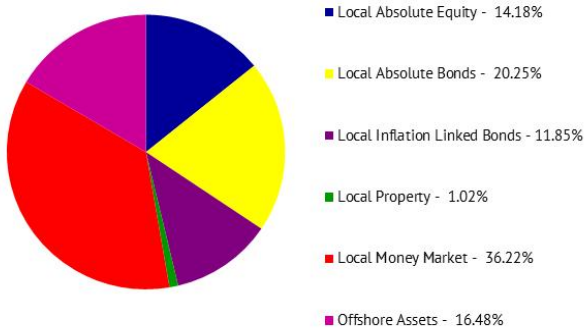
Please note that this document is an INFORMATION SHEET meant only for illustrative purposes and is not a fund fact sheet.

Disclaimer: GTC Management Company is a member of ASISA. Collective Investment Schemes in Securities are generally medium to long term investments. The value of participatory interests may go down as well as up. Past performance is not necessarily an indication of future performance. CIS are traded at ruling prices and can engage in borrowing and scrip lending. Different classes of units apply to these portfolios and are subject to different fees and charges. A schedule of fees and charges and maximum commissions is available on request from the Company. Commission and incentives may be paid and if so, would be included in the overall costs. Forward pricing is used. The manager may borrow up to 10% of the market value of the portfolio to bridge insufficient liquidity. Performance numbers calculated on a NAV to NAV basis and do not take initial fees into account. Income is re-invested on the re-investment date. Actual investment performance will differ based on the initial fees applicable, the actual investment date and the date of reinvestment of income. Dealing prices are calculated on a net asset value and auditor's fees, bank charges and trustee fees are levied against the portfolios. An Authorised Financial Services Provider. FSP731.

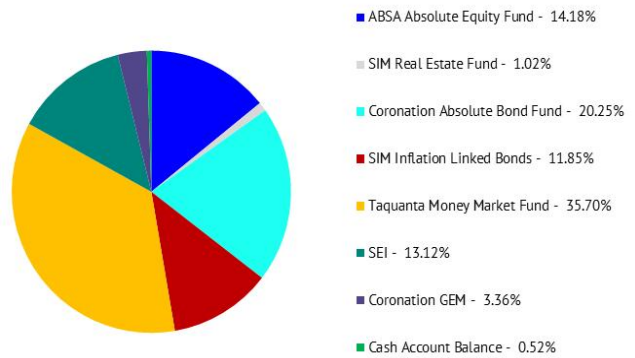
# GTC Wealth Protector (GTC One)

March 2016

## Asset class exposure



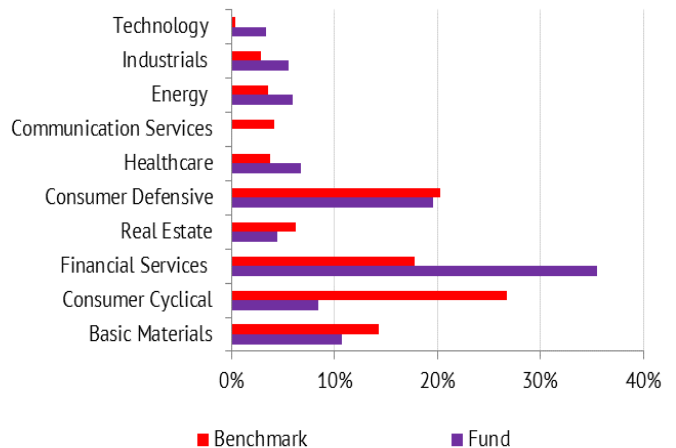
## Investment manager weighting



## Top 10 equity holdings

Reinet Investments	9.29
SABMiller Plc	8.20
Remgro Ltd	7.77
Sasol Ltd	5.58
Firstrand Ltd	4.96
Bidvest Ltd	4.89
Intuprop Plc	4.18
AVI Ltd	4.10
Old Mutual plc	3.95
Life Healthcare Grp Hldg Ltd	3.93
<b>Total</b>	<b>56.83</b>

## Equity sector breakdown



## Risk statistics (%)

Tracking Error	4.04
Portfolio Volatility	3.94

Please note that this document is an INFORMATION SHEET meant only for illustrative purposes and is not a fund fact sheet.

Disclaimer: GTC Management Company is a member of ASISA. Collective Investment Schemes in Securities are generally medium to long term investments. The value of participatory interests may go down as well as up. Past performance is not necessarily an indication of future performance. CIS are traded at ruling prices and can engage in borrowing and scrip lending. Different classes of units apply to these portfolios and are subject to different fees and charges. A schedule of fees and charges and maximum commissions is available on request from the Company. Commission and incentives may be paid and if so, would be included in the overall costs. Forward pricing is used. The manager may borrow up to 10% of the market value of the portfolio to bridge insufficient liquidity. Performance numbers calculated on a NAV to NAV basis and do not take initial fees into account. Income is re-invested on the re-investment date. Actual investment performance will differ based on the initial fees applicable, the actual investment date and the date of reinvestment of income. Dealing prices are calculated on a net asset value and auditor's fees, bank charges and trustee fees are levied against the portfolios. An Authorised Financial Services Provider. FSP731.