

# GTC Wealth Accumulator

November 2015

## Investment mandate and objective

The equity based portfolio incorporates defensive, aggressive and core equity investment managers within a multi-manager solution that aims to outperform the FTSE/JSE Shareholders Weighted Index (SWIX). This combination of investment managers integrates risk management strategies to provide consistent returns with reduced volatility during all market conditions.

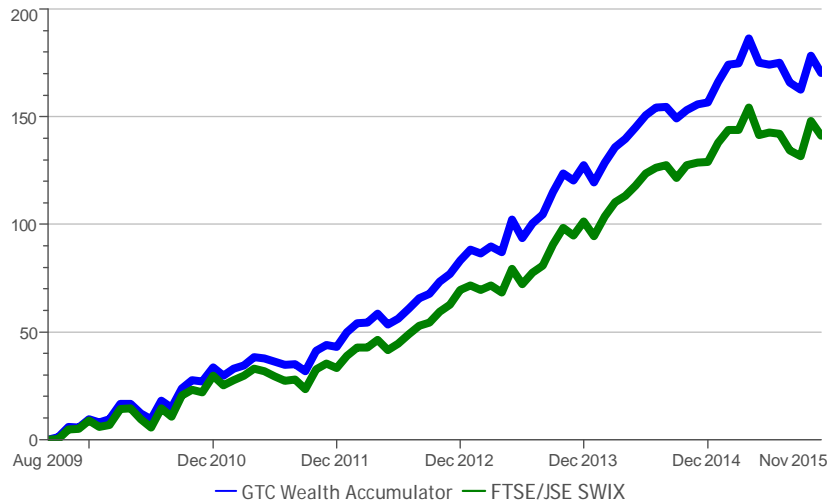
Risk Profile of the Fund  
High Risk

**Investment features:** Full equity exposure  
Local exposure only  
Protected equity exposure

## Fund facts:

Multi manager: GTC  
Investment manager: 36One, Coronation, GTC, Prudential, SIM, and Prescient  
Target return: FTSE/JSE Shareholder Weighted Index

## 5 year cumulative performance history (%)



Asset manager fees:  
Option 1  
Base Fees 1.03%  
Performance Fee range 0% - 0.64%  
Total 1.03% - 1.67%  
Option 2  
Base Fees 0.53%  
Performance Fee range 0% - 1.64%  
Total 0.53% - 2.17%

## Performance history (%)

	1 Year	3 Years*	5 Years*	7 Years*
GTC Wealth Accumulator Fund <sup>1</sup>	5.62	15.19	16.32	18.38
FTSE/JSE SWIX**	5.43	14.06	14.61	16.52

<sup>1</sup> The stated performance is after fees have been deducted  
\*Annualized

Performance prior September 2015 based on back-tested manager allocation

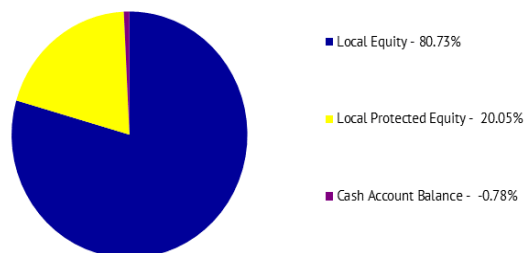
Please note that this document is an INFORMATION SHEET meant only for illustrative purposes and is not a fund fact sheet.

Disclaimer: GTC Management Company is a member of ASISA. Collective Investment Schemes in Securities are generally medium to long term investments. The value of participatory interests may go down as well as up. Past performance is not necessarily an indication of future performance. CIS are traded at ruling prices and can engage in borrowing and scrip lending. Different classes of units apply to these portfolios and are subject to different fees and charges. A schedule of fees and charges and maximum commissions is available on request from the Company. Commission and incentives may be paid and if so, would be included in the overall costs. Forward pricing is used. The manager may borrow up to 10% of the market value of the portfolio to bridge insufficient liquidity. Performance numbers calculated on a NAV to NAV basis and do not take initial fees into account. Income is re-invested on the re-investment date. Actual investment performance will differ based on the initial fees applicable, the actual investment date and the date of reinvestment of income. Dealing prices are calculated on a net asset value and auditor's fees, bank charges and trustee fees are levied against the portfolios. An Authorised Financial Services Provider. FSP731.

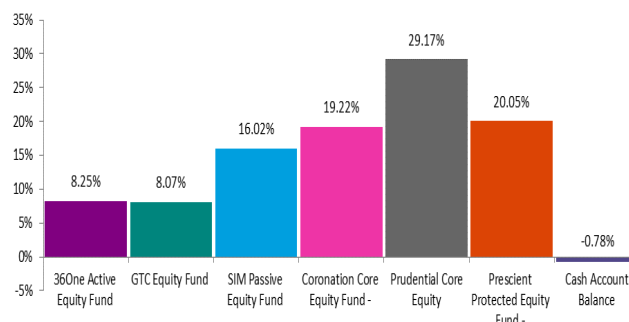
# GTC Wealth Accumulator

November 2015

## Asset class exposure



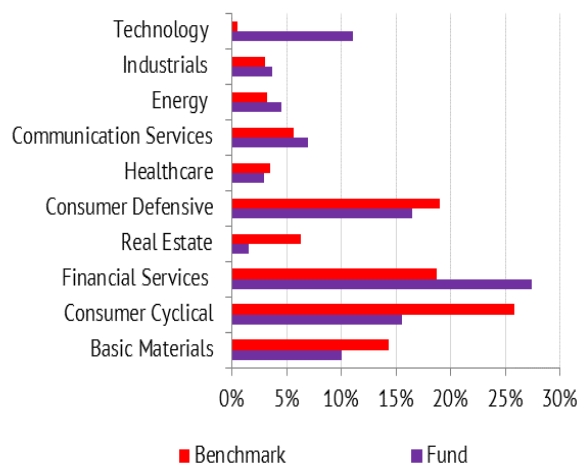
## Investment manager weighting



## Top 10 equity holdings (%)

Naspers Ltd	8.67
British American Tobacco PLC	4.53
Sasol Ltd	4.37
Firststrand Ltd	4.06
Standard Bank Group Ltd	3.80
Mtn Group Ltd	3.74
Old Mutual Plc	3.67
Woolworths Holdings Ltd	2.85
SABMiller Plc	2.76
Steinhoff International Holdings Ltd	2.67
Total	41.13

## Equity sector breakdown



## Risk statistics (%)

Tracking Error	1.80
Portfolio Volatility	9.71

Disclaimer: GTC Management Company is a member of ASISA. Collective Investment Schemes in Securities are generally medium to long term investments. The value of participatory interests may go down as well as up. Past performance is not necessarily an indication of future performance. CIS are traded at ruling prices and can engage in borrowing and scrip lending. Different classes of units apply to these portfolios and are subject to different fees and charges. A schedule of fees and charges and maximum commissions is available on request from the Company. Commission and incentives may be paid and if so, would be included in the overall costs. Forward pricing is used. The manager may borrow up to 10% of the market value of the portfolio to bridge insufficient liquidity. Performance numbers calculated on a NAV to NAV basis and do not take initial fees into account. Income is re-invested on the re-investment date. Actual investment performance will differ based on the initial fees applicable, the actual investment date and the date of reinvestment of income. Dealing prices are calculated on a net asset value and auditor's fees, bank charges and trustee fees are levied against the portfolios. An Authorised Financial Services Provider. FSP731.