

GTC Capital Plus Fund of Funds

Minimum Disclosure Document

November 2015



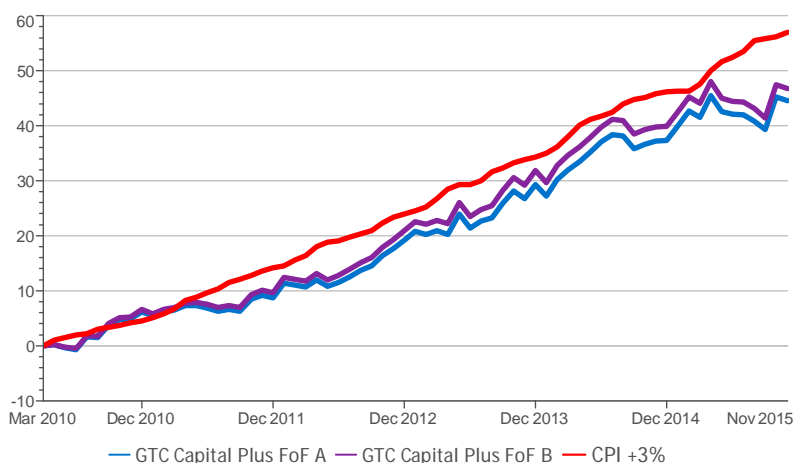
Investment mandate and objective

The primary investment objective of the Fund is to obtain steady growth and maximum stability for capital invested. The portfolio will strive to provide investors with a minimum return in excess of inflation (CPI+3%) over a rolling 3 year period.

Investment features

The underlying collective investments will have specific targets to achieve and to provide investors with a level of capital protection. This portfolio will achieve this through the underlying collective investments using various asset classes to deliver inflation adjusted returns. Some of the underlying collective investments will have the option of using derivative instruments to protect the portfolio against negative equity market movements. The other asset classes that will be included are fixed income, money market and property.

Cumulative performance since inception (%)



Performance history (%)

	1 Year	3 Years*	5 Years*	Since Inception
GTC Capital Plus FoF Class A'	5.37	7.12	6.63	6.72
GTC Capital Plus FoF Class B'	4.98	7.16	6.87	7.00
Target-CPI+3% (1month lag) ²	7.68	8.37	8.54	8.28

² Up until Dec 08 CPIX figures were used, from Jan 09 CPI figures are used

**Performance before June 2012 based on actual manager return in constructed blend. Performance from 1 June 2012 reports NAV to NAV.

*Annualised

¹ Lump sum investment performances quoted.

⁴ Income distributions not included in the performance calculation.

⁵ Performance is calculated for the portfolio; individual investor performance may differ as a result of initial fees, the actual investment date, the date of reinvestment and dividend withholding tax.

**Offshore assets were added to the Fund with effect from 1 September 2015

Performance performance history (%)

	Jan	Feb	Mar	Apr	May	Jun	Jul	Aug	Sept	Oct	Nov	Dec	Cummulative
Class B 2015	1.88	1.91	-0.81	2.74	-2.00	-0.39	-0.11	-0.23	-1.19	4.24	-0.49		4.90
Class B2014	-1.63	2.43	1.40	1.05	1.29	1.38	1.01	-0.17	-1.74	0.62	0.30	0.08	6.09
Class B 2013	1.43	-0.44	0.60	-0.49	3.15	-2.01	1.03	0.54	2.25	1.77	-1.04	2.04	9.07

**The stated performance is after fees have been deducted

Risk Profile of the Fund fund

Moderate Risk

Fund facts

Multi manager:	GTC
Fund classification:	SA - Multi Asset Medium Equity
Investment managers:	Coronation, Prudential, SEI, ABSA Prescient, Taquanta, 36One, Momentum, GTC and Sanlam.
Benchmark:	CPI + 3%
Auditors:	KPMG Inc
Management company:	GTC Management Company
Inception date:	15 April 2010
Trustee:	Societe General
Fund size:	R1 672 056 261
Target return:	CPI + 3% over 5 year rolling periods
Income declarations:	28 February & 31 August
Income distribution:	First day of following month
Value distributed:	March 2015: September 2015
	0.8805 0.0282
NAV & dealing prices:	Class B: R 1.2560
Valuation:	Priced a day in arrears
Fees	Class B
Annual management fee	1.14%
General expenses	0.48%

Performance fees

Performance fees are absolute return based, which implies that performance fees are only accrued on positive performances above an adjusted inflation target

Fund Base Fees

Base fees were 1.60% (Class B)

Fund performance fees

Absolute based performance fee - 20 % of outperformance of CPI+3% (Capped at 2%).

Performance fees of 1.16% (Class B) were levied on the fund due to outperformance of the benchmark.

Total Expense Ratio (TER)

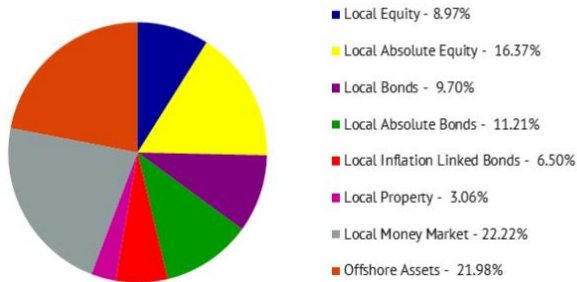
A Total Expense Ratio (TER) is a measure of a portfolio's assets that are relinquished as operating expenses. The total operating expenses are expressed as a percentage of the average value of the portfolio. Included in the TER is the proportion of costs that are incurred by the performance component, fee at target, trading costs (including brokerage, VAT, STT, STRATE and insider trading levy) and other expenses. These are disclosed separately as percentages of the net asset value. A higher TER ratio does not necessarily imply a poor return, nor does a low TER imply a good return. The current TER cannot be regarded as an indication of future TERs. The Total TER was therefore 2.76% (Class B).

* as at June 2015

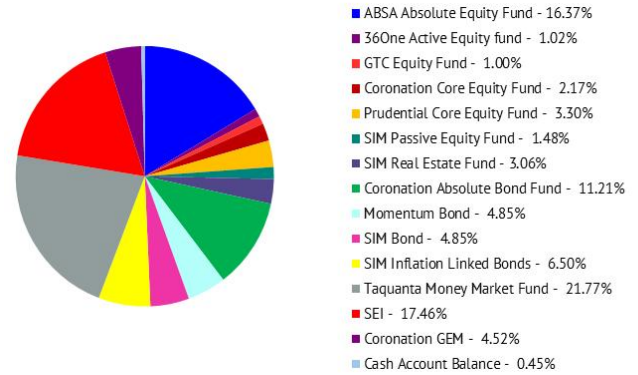
GTC Capital Plus Fund of Funds Minimum Disclosure Document

November 2015

Asset class exposure



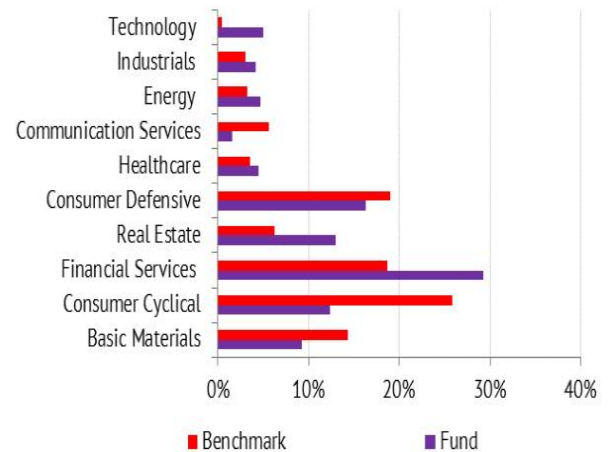
Investment manager weighting



Top 10 equity holdings (%)

SABMiller Plc	5.85
Reinet Investments Sca	5.70
Remgro Ltd	5.25
Firstrand Ltd	4.32
Sasol Ltd	4.20
Bhp Billiton Plc	3.58
Standard Bank Group Ltd	3.22
Old Mutual Plc	3.17
AVI Ltd	3.10
Bidvest Ltd	3.10
Total	41.49

Equity sector breakdown



Risk statistics (%)

Tracking Error	4.62
Portfolio Volatility	4.40

GTC Capital Plus Fund of Funds Minimum Disclosure Document

November 2015



Contact Us

Managers: GTC

GTC @Grant Thornton, The Wanderers Office Park, 52 Corlett Drive, Illovo
Telephone: (010) 597 6800
E-mail: info@gtc.co.za, web: www.gtc.co.za

Administrators: Global Independent Administrators

1st Floor, Suite 7, Building B, Hurlingham Office Park, 59 Woodlands Avenue,
Hurlingham Manor, Sandton
Tel: 010 594 2124

Trustees: Société Générale

160 Jan Smuts Avenue, 2nd floor, Rosebank, Johannesburg, 2096
Tel: 011 448 8800

Disclaimer

This is a minimum disclosure document. GTC Management Company is a member of ASISA. Collective Investment Schemes in Securities are generally medium to long term investments. The value of participatory interests may go down as well as up and the manager does not provide any guarantee either with respect to the capital or the return of a portfolio. CIS's are traded at ruling prices and can engage in borrowing and scrip lending. Different classes of units apply to these portfolios and are subject to different fees and charges. A schedule of fees and charges and maximum commissions is available on request from the manager. The manager has a right to close portfolios to new investors in order to manage them more efficiently in accordance with their mandates. Commission and incentives may be paid and if so, would be included in the overall costs. Forward pricing is used. The manager may borrow up to 10% of the market value of the portfolio to bridge insufficient liquidity. Actual investment performance will differ based on the initial fees applicable, the actual investment date and the date of reinvestment of income. Past performance is not indicative of future performance. Performance is calculated for the portfolio as well as that of the individual investor. Performance may differ as a result of initial fees, the actual investment date, the date of reinvestment and dividend withholding tax. The investment performance is for illustrative purposes only. Dealing prices are calculated on a net asset value and auditor's fees, bank charges and trustee fees are levied against the portfolios. GTC does not provide any guarantee either with respect to the capital or the return of a portfolio. Risk profile of the fund ranges from low risk to high risk with a low risk potentially associated with lower rewards and a high risk with potentially higher rewards. Fund of funds are portfolios that invest in portfolios of collective investment schemes that levy their own charges, which could result in a higher fee structure for the fund of funds. GTC does not provide any guarantee either with respect to the capital or the return of a portfolio. Risk profile of the fund ranges from low risk to high risk with a low risk potentially associated with lower rewards and a high risk with potentially higher rewards. GTC's portfolios are valued daily at approximately 15h00. Instructions must reach Silica before 14h00 to ensure same-day valuation. One can also obtain additional information on GTC products on the GTC website and all price related queries or information is readily available on request. GTC is an Authorised Financial Services Provider. FSP731.