

# Secured Series – Option 1

30 June 2015

Please note that this document is meant for information purposes only and is not a Fund Fact Sheet

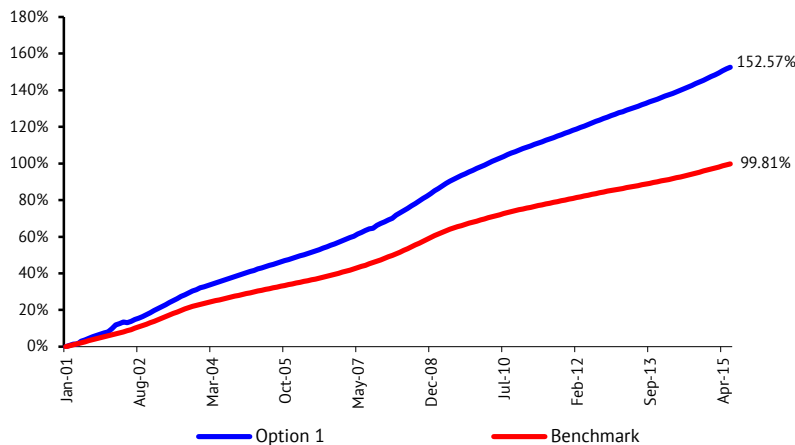
**Risk Profile of the Fund**  
Low Risk

## Investment mandate and objective

This portfolio is intended for those investors requiring a high after tax return, with extremely low risk, a high level of short-term liquidity and who do not wish to contractually commit their investment for any length of time. The return will be influenced by changes in short-term interest rates. The portfolio is benchmarked to achieve a net after tax return similar to 80% of the gross return of the average of money market unit trust.

**Investment features:** After tax returns  
Low risk profile

## Since Inception: Cumulative performance history (%)



## Fund facts

Manager: PSG Absolute Investments (Pty) Ltd  
 Launch Date: January '01  
 Sector: Domestic Fixed Income – Money Market  
 Fund Size: **10 221 356**  
 Benchmark: 80% of Money Market as provided by PSG  
 Target Return: Returns in excess of 80% of Money Market returns as provided by PSG

## Performance history (%)

	12-Month	2-Year*	3-Year*	4 Year*	5 Year*
Fund	4.87	4.50	4.37	4.39	4.47
80% of Money Market Fund returns <sup>1</sup>	3.43	3.10	2.95	2.95	3.04

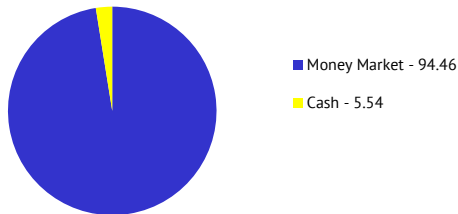
\*annualised

<sup>1</sup>as provided by PSG

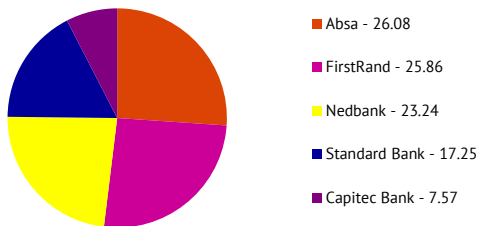
# Secured Series – Option 1

30 June 2015

## Asset class exposure (%)



## Issuer Exposure (%)



## Portfolio Comment

Global bonds fell 2.9% over the quarter as renewed speculation on potential US rate hikes and risk of the Greek contagion spreading to peripheral similarly indebted nations.

The local bond market saw a rise in yields, particularly at the long end of the curve, with the All Bond Index closing down 1.4%. Inflation linked bonds bucked the trend, posting a 1.6% appreciation. Inflation came in at 4.5% while food inflation has decelerated, we will likely see this reversing as the impacts of higher maize prices and drought takes effect. June also saw an increase in the petrol price and coupled with electricity increases in July, will see inflation pushing towards the upper band of the SARB's target by year end.

Eskom continues to dominate local news with the National Energy Regulator refusing to agree to Eskom's proposed 25% hike in electricity tariffs. Increased electricity costs coupled with rising oil prices and a weakening currency led the SA Reserve Bank to highlight the risk to breaching their inflation target. With credit agencies watchful and potential rate hikes bound to impact growth prospects, governor Lesetja Kganyago appears caught between a rock and a hard place.

Disclaimer: GTC Management Company is a member of ASISA. Collective Investment Schemes in Securities are generally medium to long term investments. The value of participatory interests may go down as well as up. Past performance is not necessarily an indication of future performance. CIS are traded at ruling prices and can engage in borrowing and scrip lending. Different classes of units apply to these portfolios and are subject to different fees and charges. A schedule of fees and charges and maximum commissions is available on request from the Company. Commission and incentives may be paid and if so, would be included in the overall costs. Forward pricing is used. The manager may borrow up to 10% of the market value of the portfolio to bridge insufficient liquidity. Performance numbers calculated on a NAV to NAV basis and do not take initial fees into account. Income is re-invested on the re-investment date. Actual investment performance will differ based on the initial fees applicable, the actual investment date and the date of reinvestment of income. Dealing prices are calculated on a net asset value and auditor's fees, bank charges and trustee fees are levied against the portfolios. An Authorised Financial Services Provider. FSP731