

GTC Balanced Wealth Fund of Funds

Minimum Disclosure Document



31 May 2015

Investment Mandate and Objective

The objective of the fund is to deliver inflation adjusted returns over a rolling 5 year period. The fund is multi-managed to add diversification of investment strategies and sources of returns. The fund is allowed to invest across all asset classes locally. The fund has specific manager allocations to capital growth strategies which ensure investment capital participates in market upside.

Investment features:

- Regulation 28 Compliant
- Capital growth
- Multi asset class
- Local asset class exposure

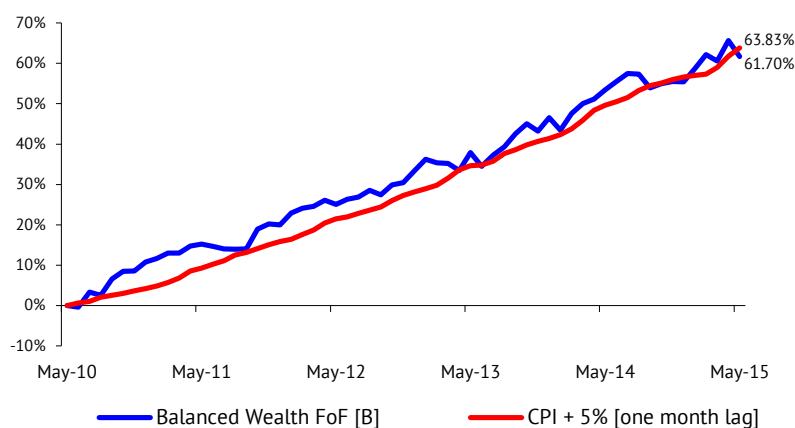
Risk Profile of the Fund

Moderate Risk

Fund Facts

Multi Manager:	GTC
Fund Classification:	SA - Multi Asset - Flexible FoF
Investment Managers:	Coronation, Prudential, Prescient, ABSA and Sanlam
Benchmark:	CPI + 5%
Auditors:	KPMG Inc
Management Company:	GTC Management Company
Inception Date:	June 2012
Fund Size:	R 878 166 070
Trustee:	Societe General
Target Return:	CPI + 5% over 5 year rolling periods
Income declarations:	28 February & 31 August
Income distribution:	First day of following month
Value Distributed:	
	March 2015: September 2014:
Class B	1.1686 0.0282
NAV & dealing prices:	Class B R 1.2560
Valuation:	Priced a day in arrears

5 Year cumulative performance history (%)



Total Expense Ratio (TER)

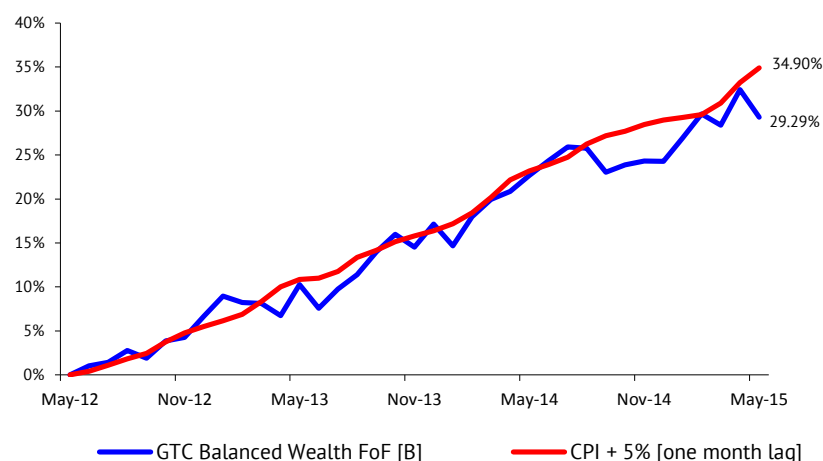
A Total Expense Ratio (TER) is a measure of a portfolio's assets that are relinquished as operating expenses. The total operating expenses are expressed as a percentage of the average value of the portfolio. Included in the TER is the proportion of costs that are incurred by the performance component, fee at target, trading costs (including brokerage, VAT, STT, STRATE and insider trading levy) and other expenses. These are disclosed separately as percentages of the net asset value. A higher TER ratio does not necessarily imply a poor return, nor does a low TER imply a good return. The current TER cannot be regarded as an indication of future TERs.

Base fee	1.61%
Performance fee	1.77%

WTER*	3.38%
WTERs shown include VAT	

*as at December 2014

3 Year cumulative performance history (%)



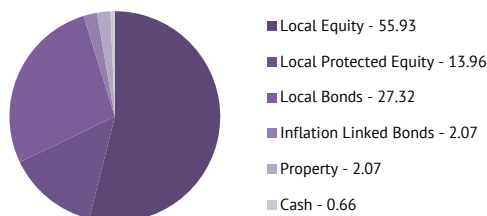
GTC Balanced Wealth Fund of Funds

Minimum Disclosure Document

31 May 2015



Asset class exposure (%)

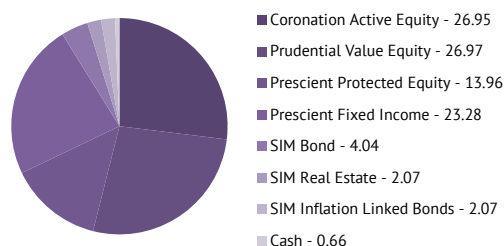


Performance history (%)

	1 Year	2 Year*	3 Year*	4 Year*	5 Year*	Since Inception
GTC Balanced Wealth FoF Class A'	4.89	7.79	8.49	8.50	9.82	8.36
GTC Balanced Wealth FoF Class B'	5.40	8.29	8.94	8.84	10.09	8.82
Target - CPI+5% (1 month lag) ²	9.49	10.31	10.49	10.65	10.38	10.66

* Annualised
² Up until Dec 08 CPIX figures were used, from Jan 09 CPI figures are used
 *Performance before June 2012 based on actual manager return in constructed blend. Performance from 1 June 2012 reports NAV to NAV.
 ^Lump sum investment performances quoted.
 ^Income distributions not included in the performance calculation.
 ^Performance is calculated for the portfolio; individual investor performance may differ as a result of initial fees, the actual investment date, the date of reinvestment and dividend withholding tax.

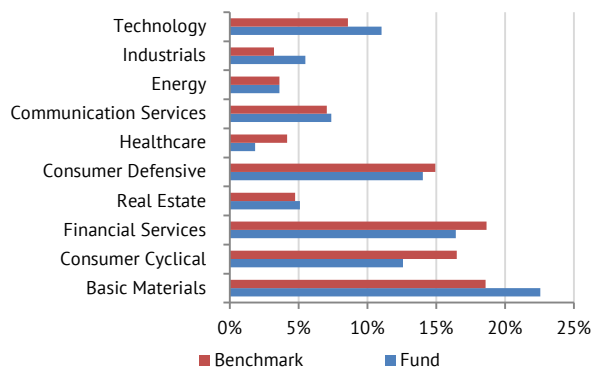
Investment manager weighting (%)



Fund statistics (%):

Tracking Error	5.78
Portfolio Volatility	5.68

Equity Industry breakdown (%)



Top 10 equity holdings (%)

	% of Equity
NASPERS LIMITED	9.78
BRITISH AMERICAN TOBACCO PLC	5.40
MTN GROUP LTD	4.94
STANDARD BANK GROUP LIMITED	4.49
ANGLO AMERICAN PLC	3.52
MONDI PLC	3.21
SASOL LTD	2.46
COMPAGNIE FINANCIERE RICHMONT SA	2.41
FIRSTRAND LTD	2.25
OLD MUTUAL	2.17
TOTAL	40.62

GTC Balanced Wealth Fund of Funds

Minimum Disclosure Document

31 May 2015



Contact Us

Managers:

GTC @Grant Thornton, The Wanderers Office Park, 52 Corlett Drive, Illovo
Telephone: (010) 597 6800
E-mail: info@gtc.co.za, web: www.gtc.co.za

Administrators:

1st Floor, Suite 7, Building B, Hurlingham Office Park, 59 Woodlands Avenue,
Hurlingham Manor, Sandton
Tel: 010 594 2124

Trustees:

160 Jan Smuts Avenue, 2nd floor, Rosebank, Johannesburg, 2096
Tel: 011 448 8800

Disclaimer

This is a minimum disclosure document. GTC Management Company is a member of ASISA. Collective Investment Schemes in Securities are generally medium to long term investments. The value of participatory interests may go down as well as up and the manager does not provide any guarantee either with respect to the capital or the return of a portfolio. CIS's are traded at ruling prices and can engage in borrowing and scrip lending. Different classes of units apply to these portfolios and are subject to different fees and charges. A schedule of fees and charges and maximum commissions is available on request from the manager. The manager has a right to close portfolios to new investors in order to manage them more efficiently in accordance with their mandates. Commission and incentives may be paid and if so, would be included in the overall costs. Forward pricing is used. The manager may borrow up to 10% of the market value of the portfolio to bridge insufficient liquidity. Actual investment performance will differ based on the initial fees applicable, the actual investment date and the date of reinvestment of income. Past performance is not indicative of future performance. Performance is calculated for the portfolio as well as that of the individual investor. Performance may differ as a result of initial fees, the actual investment date, the date of reinvestment and dividend withholding tax. The investment performance is for illustrative purposes only. Dealing prices are calculated on a net asset value and auditor's fees, bank charges and trustee fees are levied against the portfolios. GTC does not provide any guarantee either with respect to the capital or the return of a portfolio. Risk profile of the fund ranges from low risk to high risk with a low risk potentially associated with lower rewards and a high risk with potentially higher rewards. Fund of funds are portfolios that invest in portfolios of collective investment schemes that levy their own charges, which could result in a higher fee structure for the fund of funds. GTC does not provide any guarantee either with respect to the capital or the return of a portfolio. Risk profile of the fund ranges from low risk to high risk with a low risk potentially associated with lower rewards and a high risk with potentially higher rewards. GTC's portfolios are valued daily at approximately 15h00. Instructions must reach Silica before 14h00 to ensure same-day valuation. One can also obtain additional information on GTC products on the GTC website and all price related queries or information is readily available on request. GTC is an Authorised Financial Services Provider. FSP731.