

Investment mandate and objective

The moderate balanced fund comprises of both local and international asset classes, with a medium to high exposure to equities. The fund is Regulation 28 compliant and aims to outperform inflation plus 3% over rolling 5 year periods. International exposure is managed between 15% and 20%. The fund consists of GTC specialist unit trust funds through segregated mandates with niche investment managers.

Investment features:

Regulation 28 Compliant
Medium to high equity exposure balanced fund
Local and international exposure

Fund Facts

Multi Manager:	GTC
Investment Manager:	Prescient, Coronation, Prudential, Absa, SEI
Inception Date:	May '06
Fund Size:	R412 088 555
Targeted Return:	CPI + 3% over 5 year rolling periods

Weighted Total Expense Ratio (WTER)

A Weighted Total Expense Ratio (WTER) is a measure of a portfolio's assets that are relinquished as operating expenses. The weighted total operating expenses are expressed as a percentage of the average value of the portfolio's underlying unit trusts held by the portfolio. Included in the WTER is the proportion of costs that are incurred by the performance component, fee at benchmark, trading costs (including brokerage, VAT, STT, STRATE and insider trading levy) and other expenses. These are disclosed separately as percentages of the net asset value. A higher WTER ratio does not necessarily imply a poor return, nor does a low WTER imply a good return. The current WTER cannot be regarded as an indication of future WTERs

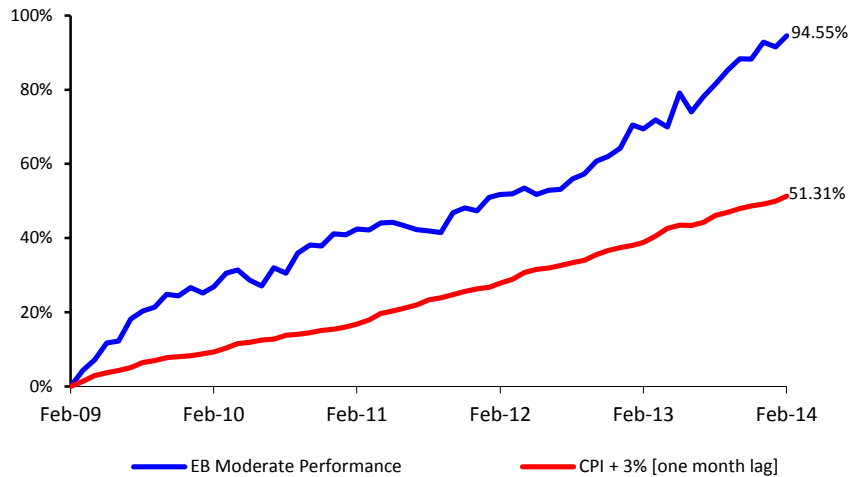
WTER* 1.98%
WTERs shown include VAT

*as at September 2013

Contact Details

Grant Thornton Office Park
137 Daisy Street
Sandown
Johannesburg

Telephone: (011) 322 4752
Fax: (011) 322 4160
E-mail: info@gtc.co.za
Web: www.gtc.co.za

5 Year cumulative performance history (%)**Performance history (%)**

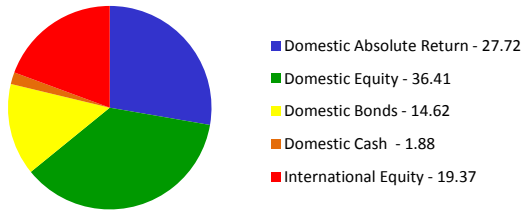
	1 Year	2 Year*	3 Year*	4 Year*	5 Year*
EB Moderate Pension Fund ¹	14.80	13.22	10.96	11.27	14.24
Target-CPI+3% (1 month lag) ²	8.80	8.77	9.00	8.46	8.64
FTSE/JSE SWIX ¹	20.15	19.48	16.90	17.53	22.74
ALBI ¹	-2.45	4.80	7.12	7.45	7.00
SteFi ¹	3.65	3.77	3.89	4.19	4.72
MSCI (R) ¹	42.29	33.42	22.96	18.08	17.31

* Annualised

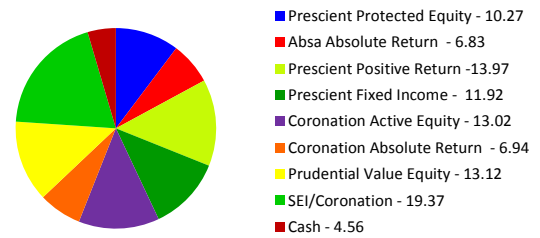
¹ The stated performance is after fees have been deducted

² Up until Dec 08 CPIX figures were used, from Jan 09 CPI figures are used

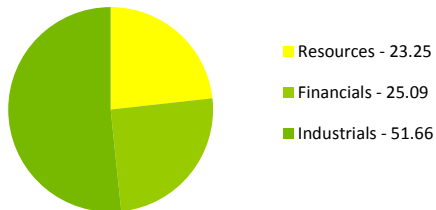
Asset class exposure (%)



Investment manager weighting (%)



Equity Industry breakdown (%)



Top 10 equity holdings (%)

	% of Fund
NASPERS-N-	5.72
MTN GROUP	5.37
ANGLO	5.12
BHPBILL	4.11
BRITISH AMERICAN TOBACCO	4.09
SASOL	3.85
SABMILLER PLC	3.61
STANDARD BANK GP	3.17
RICHEMONT(CIE FIN)	2.70
MONDI PLC	1.76
Total	39.50

Fund statistics (%)

Tracking Error	3.28
Portfolio Volatility (equity portion only)	10.84