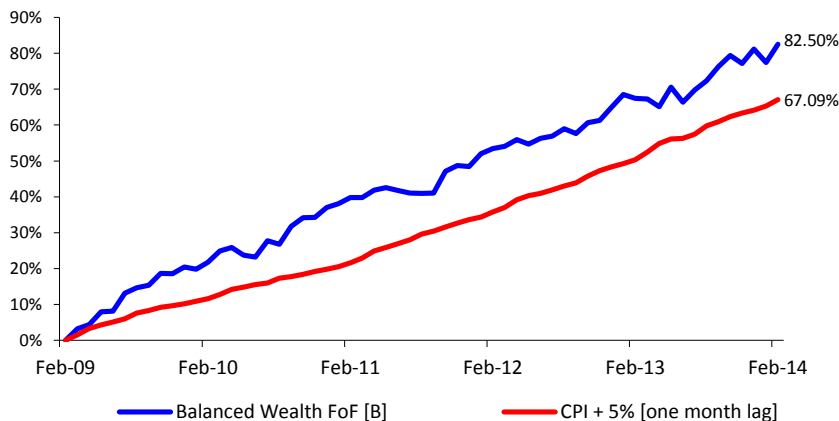
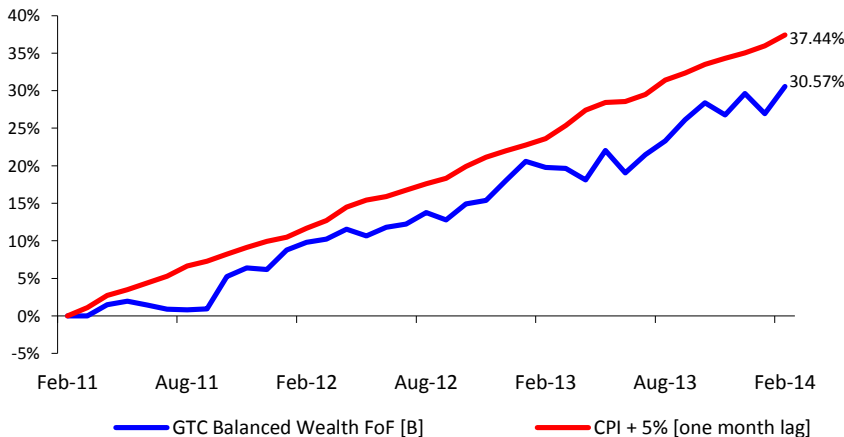


Investment Mandate and Objective

The objective of the fund is to deliver inflation adjusted returns over a rolling 5 year period. The fund is multi-managed to add diversification of investment strategies and sources of returns. The fund is allowed to invest across all asset classes locally. The fund has specific manager allocations to capital growth strategies which ensure investment capital participates in market upside.

Investment features:

- Regulation 28 Compliant
- Capital growth
- Multi asset class
- Local asset class exposure

Risk Profile of the Fund**Moderate Risk****5 Year cumulative performance history (%)****3 Year cumulative performance history (%)****Fund Facts**

Multi Manager: GTC

Investment Managers: Coronation, Prudential, Prescient, ABSA

Inception Date: June 2012

Fund Size: **R 718 964 861**

Target Return: CPI + 5% over 5 year rolling periods

Total Expense Ratio (TER)

A Total Expense Ratio (TER) is a measure of a portfolio's assets that are relinquished as operating expenses. The total operating expenses are expressed as a percentage of the average value of the portfolio. Included in the TER is the proportion of costs that are incurred by the performance component, fee at target, trading costs (including brokerage, VAT, STT, STRATE and insider trading levy) and other expenses. These are disclosed separately as percentages of the net asset value. A higher TER ratio does not necessarily imply a poor return, nor does a low TER imply a good return. The current TER cannot be regarded as an indication of future TERs.

WTER* 3.32%
WTERs shown include VAT

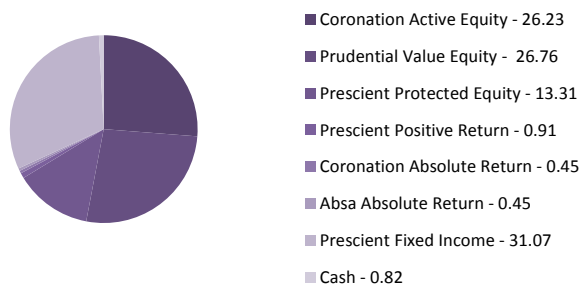
*as at September 2013

Contact Details

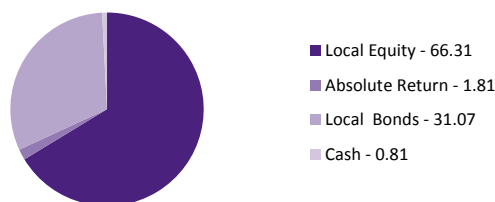
Grant Thornton Office Park
137 Daisy Street
Sandown
Johannesburg

Telephone: (011) 322 4752
Fax: (011) 322 4160
E-mail: info@gtc.co.za
Web: www.gtc.co.za

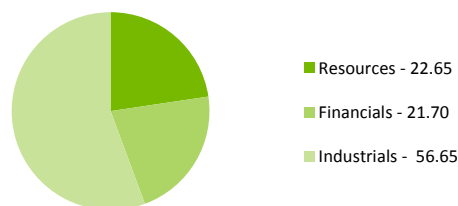
Investment manager weighting (%)



Asset class exposure (%)



Equity industry breakdown (%)



Performance history (%)

	1 Year	2 Year*	3 Year*	4 Year*	5 Year*
GTC Balanced Wealth FoF Class A'	8.59	8.71	9.07	10.47	12.64
GTC Balanced Wealth FoF Class B	9.02	9.06	9.30	10.65	12.79
Target-CPI+5% (1 month lag) ²	10.80	10.95	11.18	10.63	10.81

* Annualised

² Up until Dec 08 CPIX figures were used, from Jan 09 CPI figures are used

*Performance before June 2012 based on actual manager return in constructed blend. Performance from 1 June 2012 reports NAV to NAV.

Fund statistics (%)

Tracking Error (equity only)	2.19
Portfolio Volatility (equity portion only)	12.37

Top 10 equity holdings (%)

	% of Equity
NASPERS-N-	7.64
MTN GROUP	7.14
BRITISH AMERICAN TOBACCO	5.89
ANGLO	5.60
SASOL	4.73
STANDARD BANK GP	4.09
MONDI PLC	2.77
SABMILLER PLC	2.73
BHPBILL	2.32
FIRSTRAND	2.00
Total	44.91